

KENAI PENINSULA BOROUGH SCHOOL DISTRICT



FIVE-YEAR ENROLLMENT PROJECTION

2021 – 22 through 2025 – 26

November 9, 2020

www.kpbsd.k12.ak.us

Kenai Peninsula Borough School District

148 North Binkley Street
Soldotna, AK 99669

Five Year Enrollment Projections

2021-22 through 2025-26

Submitted to the State of Alaska, Department of Education
November 5, 2020

Mr. John O'Brien, Superintendent
Mr. Dave Jones, Assistant Superintendent, Instructional Support

Table of Contents

	Page
Introduction	
Introduction.....	1
KPBSD Schools.....	2
School Facilities and Educational Structure.....	3-4
Individual School Enrollments	
FY22 Enrollment Projection.....	5
Aurora Borealis Charter School.....	6
Chapman School.....	7
Connections.....	8
Cooper Landing School.....	9
Fireweed Academy Charter School.....	10
Homer Flex High School.....	11
Homer High School.....	12
Homer Middle School.....	13
Hope School.....	14
Kachemak Selo.....	15
Kaleidoscope Charter School.....	16
K-Beach Elementary School.....	17
Kenai Alternative High School.....	18
Kenai Central High School.....	19
Kenai Middle School.....	20
Marathon.....	21
McNeil Canyon Elementary School.....	22
Moose Pass School.....	23
Mountain View Elementary School.....	24
Nanwalek School.....	25
Nikiski Middle/Senior High School.....	26
Nikiski North Star Elementary School.....	27
Nikolaevsk School.....	28
Ninilchik School.....	29
Paul Banks Elementary School.....	30
Port Graham School.....	31
Razdolna School.....	32
Redoubt Elementary School.....	33
River City Academy.....	34
Seward Elementary School.....	35

Seward High School.....	36
Seward Middle School.....	37
Skyview High School.....	38
Skyview Middle School.....	39
Soldotna Elementary School.....	40
Soldotna High School.....	41
Soldotna Montessori Charter School.....	42
Soldotna Prep.....	43
Spring Creek School.....	44
Sterling Elementary School.....	45
Susan B English School.....	46
Tebughna School.....	47
Tustumena Elementary School.....	48
Voznesenka School.....	49
West Homer Elementary School.....	50

Projected Enrollments

FY22 Enrollment Projection.....	51
FY23 Enrollment Projection.....	52
FY24 Enrollment Projection.....	53
FY25 Enrollment Projection.....	54
FY26 Enrollment Projection.....	55

OASIS (On-line Alaska School Information System)

OASIS Information.....	57
FY20 Actual Enrollment compared to OASIS.....	58
FY19 Actual Enrollment compared to OASIS.....	59
FY18 Actual Enrollment compared to OASIS.....	60
FY17 Actual Enrollment compared to OASIS.....	61
FY16 Actual Enrollment compared to OASIS.....	62
FY15 Actual Enrollment compared to OASIS.....	63
FY14 Actual Enrollment compared to OASIS.....	64
FY13 Actual Enrollment compared to OASIS.....	65
FY12 Actual Enrollment compared to OASIS.....	66
FY11 Actual Enrollment compared to OASIS.....	67
FY10 Actual Enrollment compared to OASIS.....	68
FY09 Actual Enrollment compared to OASIS.....	69
FY08 Actual Enrollment compared to OASIS.....	70
FY07 Actual Enrollment compared to OASIS.....	71
FY06 Actual Enrollment compared to OASIS.....	72
FY05 Actual Enrollment compared to OASIS.....	73
FY04 Actual Enrollment compared to OASIS.....	74

Supplemental Information

FY21 Actual Enrollment by Location and Grade.....	75
History and Projected Enrollment by Year.....	76
Enrollment History by Site.....	77
Enrollment Projection by Site.....	78
Enrollment Projection by Area.....	79
Borough Population 1960 to 2010.....	80

Population Growth and Historical Data.....	81
--	----

Introduction

Introduction

The Kenai Peninsula Borough Board of Education is responsible for providing an adequate educational environment for the students of the Kenai Peninsula Borough School District. To fulfill this obligation, the Board regularly reviews the District's long-range plan. On an annual basis, the School Board receives a new enrollment report.

Information from building administrators and other sources (like Child Find and Head Start programs) help determine the projected number of incoming kindergartners at each school. Once estimates have been made for the incoming kindergarten class, the other peer groups are rolled forward to the next grade. Administration also takes into consideration historical trends, economic variables and other available information in the projection.

This narrative is divided into two sections:

- School Facilities and Educational Structure
- Population Growth and Projections for FY22 through FY26

Charts and data providing detailed membership projections, graphs of demographic facts related to the student population and other information are included in each section

The process used to project the FY22 enrollment is based on a straight-line method. The steps involved were:

1. Grades at all school sites were moved ahead one grade level with some variance based on principal input.
2. Charter school enrollment projections are in concert with the contractual agreement between the School District and the charter school.
3. AR 6183 (c) notes the enrollment staffing for Homer Flex, Kenai Alternative and Kenai Youth Facility locations.
4. Kindergarten enrollment was based on the average of actual enrollment, for FY19, FY20 and FY21 and administrator recommendations.
5. Sites affected by feeder schools were adjusted appropriately.

The District was required to submit the FY22 enrollment projection to the Department of Education and Early Development by November 5, 2020.

Kenai Peninsula Borough School District Schools

Area	School Name	Configuration	Original State Capacity	Revised State Capacity	Difference
Homer Area	Chapman	K-8	225	150	(75)
	Fireweed Academy Charter *	K-6			
	Homer Flex	9-12	75		
	Homer High	9-12	600		
	Homer Middle	7-8	375	360	(15)
	Kachemak Selo	K-12	100		
	McNeil Canyon	K-6	250	260	10
	Nikolaevsk	K-12	250	175	(75)
	Ninilchik	K-12	400	300	(100)
	Paul Banks	K-2	350	270	(80)
	Razdolna	K-12	50		
	Voznesenka	K-12	150		
	West Homer Elem	3-6	500	450	(50)
Kenai Area	Aurora Borealis Charter *	K-8			
	Kaleidoscope Charter *	K-6			
	Kenai Alternative	9-12	125		
	Kenai Central High	9-12	800		
	Kenai Middle	6-8	550	500	(50)
	Mountain View	K-5	500	430	(70)
Nikiski Area	Nikiski Middle/Senior	6-12	600		
	Nikiski North Star	K-5	500	430	(70)
Seward Area	Moose Pass	K-8	65	50	(15)
	Seward Elem	K-5	500	450	(50)
	Seward High	9-12	400		
	Seward Middle	6-8	300	227	(73)
Soldotna Area	Cooper Landing	K-12	50	40	(10)
	K-Beach	K-6	500	400	(100)
	Redoubt	K-6	500	400	(100)
	River City Academy **	7-12			
	Skyview Middle School	7-8	600		
	Soldotna Elementary	K-6	550	470	(80)
	Soldotna High	10-12	800		
	Soldotna Montessori Charter *	K-6			
	Sterling	K-6	325	270	(55)
Tustumena	K-6	400			
Other Locations	Connections	K-12			
	Hope	K-12	100		
	Marathon	7-12	10		
	Nanwalek	K-12	50	60	10
	Port Graham	K-12	50		
	Susan B. English	K-12	200		
	Tebughna	K-12	125		

* Charter schools in the district are housed according to the terms of their contract

** River City Academy is housed at Skyview Middle School.

*** Connections home-school program does not require space to house students

School Facilities and Educational Structure

The Kenai Peninsula Borough School District operates 42 facilities, housing 7,990 students and 1,162.67 FTE district staff.

There are a variety of configurations, depending on community location and population. Schools are divided into four categories for the certified staffing formula, with further divisions for the support staffing formula. As of November 2010, the four categories specified by the certified staffing formula are:

1. High School/Middle School with population greater than 100:

Homer High	Seward High
Homer Middle	Seward Middle
Kenai Central High	Skyview Middle School
Kenai Middle	Soldotna High
Nikiski Jr/Sr High	Soldotna Prep

2. Elementary Schools K-6 with population greater than 250:

K-Beach	Mountain View
---------	---------------

3. Elementary Schools K-6 with population from 100 -250:

McNeil	Soldotna
Nikiski North Star	Sterling
Redoubt	Tustumena
Paul Banks	West Homer
Seward	

4. Small Schools with population less than 200:

Chapman	Ninilchik
Cooper Landing	Port Graham
Hope	Razdolna
Kachemak Selo	River City Academy
Moose Pass	Susan B. English
Nanwalek	Tebughna
Nikolaevsk	Voznesenka

5. Other Programs:

Connections	Kenai Alternative High
Homer Flex High	Marathon

Special Education services are offered in all elementary and secondary schools in the District.

There are four charter schools in the district.

Aurora Borealis Charter School serves grades K-8. Kaleidoscope School of Arts and Sciences serves grades K-5. Fireweed and Soldotna Montessori Charter schools serve grades K-6. Soldotna Montessori is organized by age. Charter schools are not included in the staffing formulas because they determine their own staffing levels.

Homer Flex and Kenai Alternative are schools that offer alternative programs for students within their communities to complete high school. River City Academy offers a secondary grade level standards-based program. Marathon is a high school program in a secure facility operated in conjunction with the Department of Corrections.

Elementary and charter schools feed into middle schools and middle schools feed into high schools. The following listing shows the elementary schools that are located within each middle school attendance area:

Homer Middle School

Fireweed Academy Charter
McNeil Canyon
West Homer

Skyview Middle School

K-Beach
Redoubt
Soldotna
Soldotna Montessori Charter
Sterling
Tustumena

Kenai Middle School

K-Beach
Kaleidoscope Charter
Mountain View

Seward Middle School

Seward

Nikiski Middle School

Nikiski North Star

Schools not involved in the Middle School Feeder System

Connections	Port Graham
Kachemak Selo	Susan B. English
Nikolaevsk	Tebughna
Ninilchik	Voznesenka

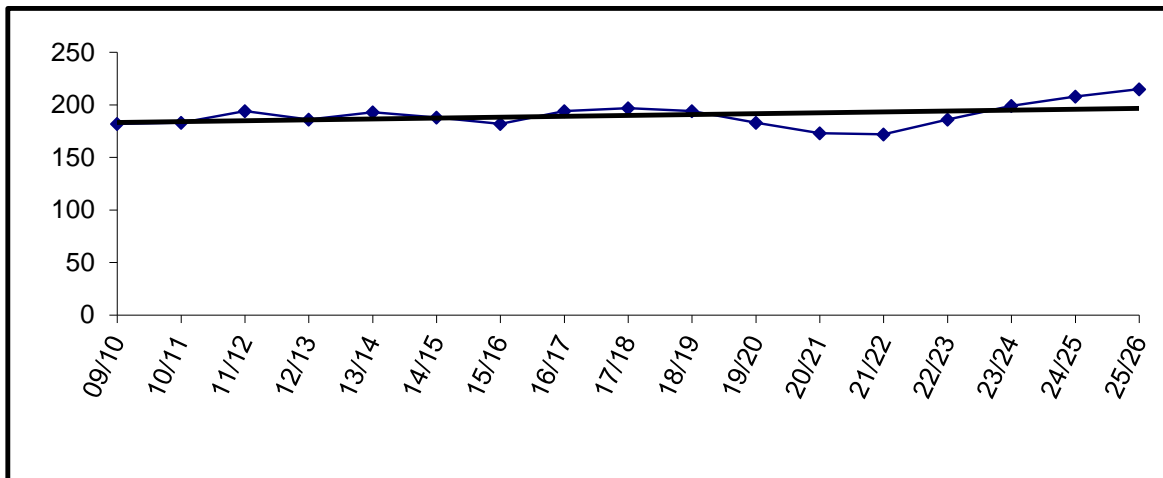
Individual School Enrollments

FY22 Enrollment Projection

	Pre-K	K	1	2	3	4	5	6	7	8	9	10	11	12	FY22 Projection	FY21 on 10-23-20 W/Presch	FY21 on 10-23-20 Difference	FY21 on 10-23-20 WO/Presch	FY21 on 10-23-20 Difference
Aurora Borealis Charter	0	24	24	24	24	23	17	15	11	10	0	0	0	0	172	173	(1)	173	(1)
Chapman	0	16	19	14	13	17	12	12	12	9	0	0	0	0	124	129	(5)	120	4
Connections	0	85	84	86	87	109	108	117	108	98	107	104	100	96	1289	1803	(514)	1803	(514)
Cooper Landing	0	2	2	2	1	2	0	2	0	0	0	1	0	0	12	11	1	11	1
Fireweed Academy Charter	0	18	12	17	19	11	19	16	0	0	0	0	0	0	112	86	26	86	26
Homer Flex	0	0	0	0	0	0	0	0	0	0	5	5	10	10	30	29	1	29	1
Homer High	0	0	0	0	0	0	0	0	0	0	88	96	91	85	360	345	15	345	15
Homer Middle	0	0	0	0	0	0	0	0	87	82	0	0	0	0	169	138	31	138	31
Hope	0	3	3	3	0	6	2	1	3	1	2	3	2	1	30	27	3	27	3
Kachemak Selo	0	3	4	3	2	4	3	1	0	3	0	2	3	3	31	32	(1)	32	(1)
Kaleidoscope Charter	0	43	42	43	43	44	45	0	0	0	0	0	0	0	260	220	40	220	40
K-Beach	0	55	43	39	46	40	31	48	0	0	0	0	0	0	302	281	21	281	21
Kenai Alternative	0	0	0	0	0	0	0	0	0	0	1	4	18	42	65	40	25	30	35
Kenai Central High	0	0	0	0	0	0	0	0	0	0	111	97	95	100	403	360	43	360	43
Kenai Middle	0	0	0	0	0	0	0	99	130	116	0	0	0	0	345	342	3	342	3
Marathon	0	0	0	0	0	0	0	0	0	0	2	2	2	4	10	4	6	4	6
McNeil Canyon	0	18	10	14	17	16	12	19	0	0	0	0	0	0	106	96	10	96	10
Moose Pass	0	2	3	2	5	3	1	1	0	1	0	0	0	0	18	18	0	18	0
Mountain View	0	65	65	48	50	54	56	0	0	0	0	0	0	0	338	299	39	278	60
Nanwalek	0	8	5	4	8	8	7	4	5	4	4	6	7	5	75	70	5	70	5
Nikiski Middle/Senior	0	0	0	0	0	0	0	43	44	36	42	60	35	40	300	255	45	255	45
Nikiski North Star	0	40	31	30	25	22	36		0	0	0	0	0	0	184	199	(15)	181	3
Nikolaevsk	0	1	1	3	2	1	1	2	3	3	1	3	3	5	29	21	8	21	8
Ninilchik	0	9	5	3	4	4	4	10	8	4	5	6	9	9	80	93	(13)	84	(4)
Paul Banks	0	61	53	40	0	0	0	0	0	0	0	0	0	0	154	160	(6)	136	18
Port Graham	0	1	4	2	4	1	3	4	3	3	3	1	4	2	35	30	5	30	5
Razdolna	0	0	7	5	6	4	9	6	8	3	14	5	9	12	88	84	4	84	4
Redoubt	0	43	28	31	31	35	38	24	0	0	0	0	0	0	230	246	(16)	229	1
River City Academy	0	0	0	0	0	0	0	0	15	16	15	17	35	31	129	103	26	103	26
Seward Elem	0	30	34	31	32	32	27	0	0	0	0	0	0	0	186	211	(25)	196	(10)
Seward High	0	0	0	0	0	0	0	0	0	0	39	37	28	32	136	140	(4)	140	(4)
Seward Middle	0	0	0	0	0	0	0	40	37	34	0	0	0	0	111	109	2	109	2
Skyview Middle	0	0	0	0	0	0	0	0	165	143	0	0	0	0	308	295	13	295	13
Soldotna Elem	0	36	31	31	26	27	25	36	0	0	0	0	0	0	212	209	3	174	38
Soldotna High	0	0	0	0	0	0	0	0	0	0	150	172	132	137	591	567	24	567	24
Soldotna Montessori Charter	0	21	24	24	24	27	23	22	0	0	0	0	0	0	165	156	9	156	9
Sterling	0	20	21	22	26	21	21	17	0	0	0	0	0	0	148	141	7	130	18
Susan B English	0	6	6	6	5	4	2	6	7	2	1	1	3	1	50	45	5	45	5
Tebughna	0	4	1	2	2	4	0	1	1	3	5	1	2	0	26	24	2	24	2
Tustumena	0	15	18	18	18	20	18	20	0	0	0	0	0	0	127	112	15	102	25
Voznesenka	0	10	19	10	11	8	13	5	6	10	5	10	5	9	121	117	4	107	14
West Homer	0	0	0	0	59	46	51	44	0	0	0	0	0	0	200	170	30	170	30
	0	639	599	557	590	593	584	615	653	581	600	633	593	624	7,861	7,990	(129)	7,801	60

Aurora Borealis Charter

	YEAR	PRE-K	K	1	2	3	4	5	6	7	8	9	10	11	12	TOTAL	# Change	% Change
Actual	09/10		24	23	22	22	21	20	20	11	19					182	0	
	10/11		24	24	23	23	23	20	20	15	11					183	1	0.5%
	11/12		24	24	24	24	23	23	21	17	14					194	11	6.0%
	12/13		23	20	22	25	24	22	22	18	10					186	-8	-4.1%
	13/14		24	23	22	24	24	24	21	18	13					193	7	3.8%
	14/15	1	25	22	24	22	21	23	20	13	17					188	-5	-2.6%
	15/16		24	24	22	24	20	20	20	18	10					182	-6	-3.2%
	16/17		24	24	25	24	24	22	21	15	15					194	12	6.6%
	17/18		23	23	23	25	24	25	22	20	12					197	3	1.5%
	18/19		24	25	21	20	24	22	21	17	20					194	-3	-1.5%
Projected	19/20		24	24	24	22	19	24	15	17	14					183	-11	-5.7%
	20/21		24	24	24	23	18	20	16	14	10					173	-10	-5.5%
	21/22		24	24	24	24	23	17	15	11	10					172	-1	-0.6%
	22/23		24	24	24	24	24	23	17	15	11					186	14	8.1%
	23/24		24	24	24	24	24	24	23	17	15					199	13	7.0%
	24/25		24	24	24	24	24	24	24	23	17					208	9	4.5%
25/26		24	24	24	24	24	24	24	24	24	23				215	7	3.4%	



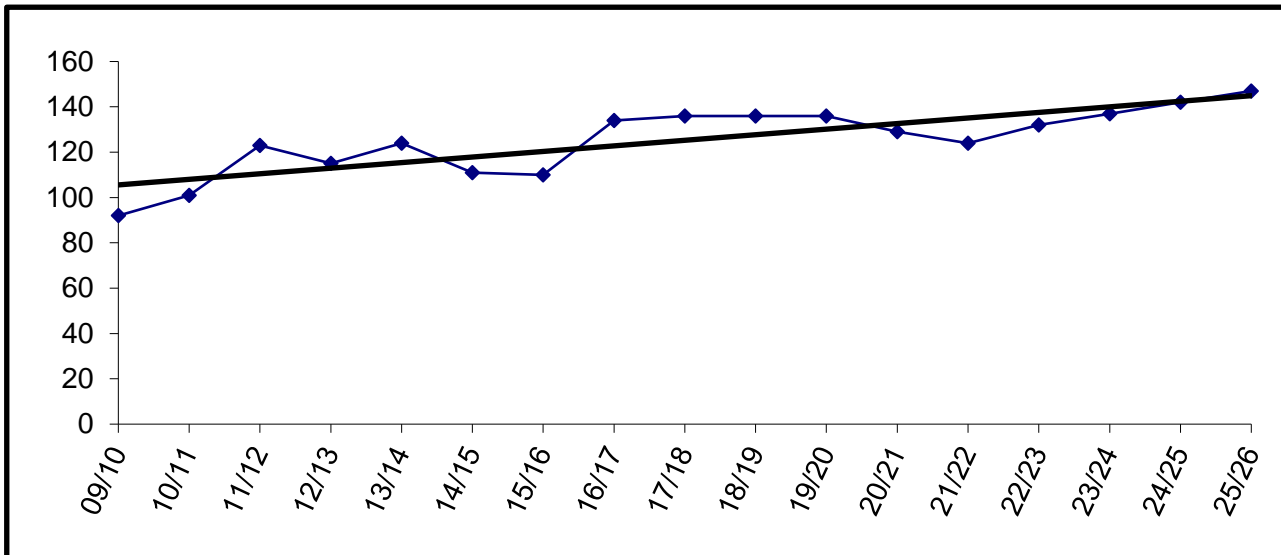
Charter schools in the district are housed according to the terms of their contract. The Board may allow them to use available space in existing facilities.

Aurora Borealis is currently housed in the old Kenai Elementary building.

Enrollment for FY09 and beyond is subject to board review and approval.

Chapman

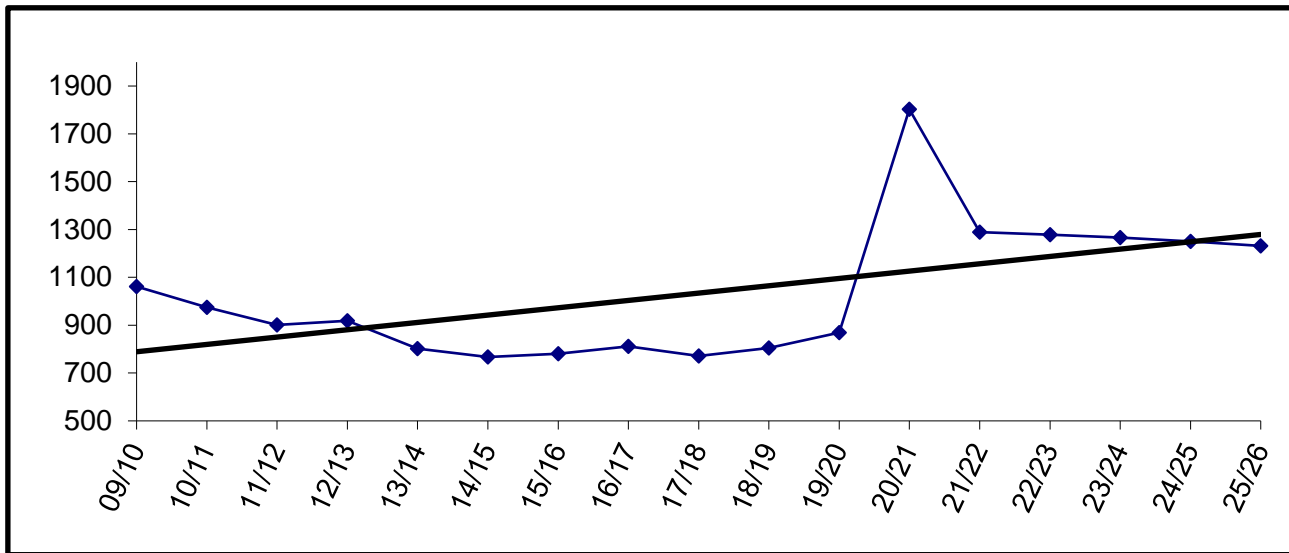
	YEAR	PRE-K	K	1	2	3	4	5	6	7	8	9	10	11	12	TOTAL	# Change	% Change
Actual	09/10		8	14	9	15	8	9	15	5	9					92	-2	
	10/11	12	11	10	13	9	14	8	8	10	6					101	9	9.8%
	11/12	22	17	13	10	13	8	13	10	7	10					123	22	21.8%
	12/13	20	14	16	8	10	12	7	12	8	8					115	-8	-6.5%
	13/14	17	20	13	13	12	9	13	6	14	7					124	9	7.8%
	14/15	10	15	15	14	11	10	7	11	6	12					111	-13	-10.5%
	15/16	10	16	12	16	13	12	9	9	9	7	6				110	-1	-0.9%
	16/17	22	18	15	12	16	12	12	12	11	8	8				134	24	21.8%
	17/18	10	19	17	13	13	18	10	16	16	12	8				136	2	1.5%
	18/19	14	13	20	14	16	11	16	9	12	11					136	0	0.0%
Projected	19/20	10	16	12	18	13	13	11	16	15	12					136	0	0.0%
	20/21	9	18	14	13	16	9	12	12	9	17					129	-7	-5.1%
	21/22			16	19	14	13	17	12	12	9					124	-5	-3.9%
	22/23			17	16	19	14	13	17	12	12					132	8	6.5%
	23/24			17	17	16	19	14	13	17	12					137	5	3.8%
	24/25			17	17	17	16	19	14	13	17	12				142	5	3.6%
25/26			17	17	17	17	16	19	14	13	17				147	5	3.5%	



Building Capacity	150	
# enrolled and % of capacity		
Actual	Projected	
<u>FY21</u>	<u>FY22</u>	<u>FY23</u>
129	124	132
86%	83%	88%

Connections

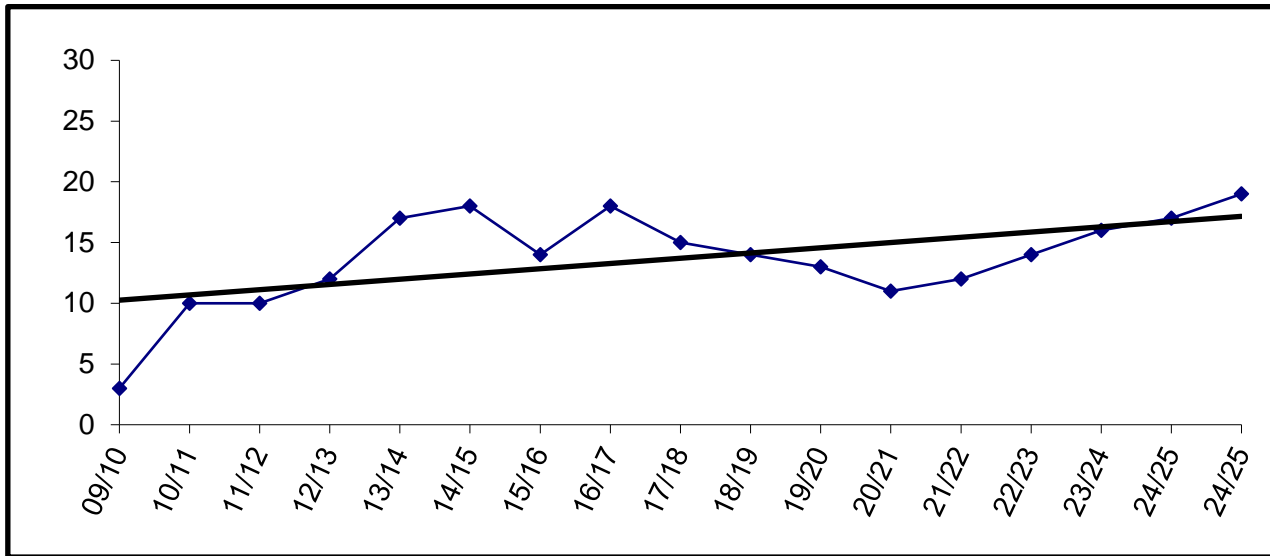
	YEAR	PRE-K	K	1	2	3	4	5	6	7	8	9	10	11	12	TOTAL	# Change	% Change
Actual	09/10		67	44	72	61	67	69	79	95	76	108	111	125	88	1062	97	
	10/11		66	54	54	61	63	54	61	82	89	71	96	96	128	975	-87	-8.2%
	11/12		38	55	52	47	62	63	52	65	83	72	88	101	123	901	-74	-7.6%
	12/13		67	42	70	58	58	65	66	68	80	76	78	85	105	918	17	1.9%
	13/14		44	55	43	51	53	46	54	63	54	58	80	98	103	802	-116	-12.6%
	14/15		56	45	52	43	46	45	38	58	50	48	72	98	116	767	-35	-4.4%
	15/16		48	58	46	48	50	48	50	50	64	58	59	87	115	781	14	1.8%
	16/17		52	48	60	52	58	55	54	68	56	66	64	72	106	811	30	3.8%
	17/18		46	49	49	58	47	63	53	50	62	56	76	81	82	772	-39	-4.8%
	18/19		37	44	42	63	60	46	70	59	59	61	73	99	92	805	33	4.3%
Projected	19/20		52	37	53	45	63	65	50	80	67	65	78	102	112	869	64	8.0%
	20/21		116	126	97	148	144	152	151	130	162	147	161	129	140	1803	934	107.5%
	21/22		85	84	86	87	109	108	117	108	98	107	104	100	96	1289	-514	-28.5%
	22/23		86	85	84	86	87	109	108	117	108	98	107	104	100	1279	-10	-0.8%
	23/24		87	86	85	84	86	87	109	108	117	108	98	107	104	1266	-13	-1.0%
	24/25		88	87	86	85	84	86	87	109	108	117	108	98	107	1250	-16	-1.3%
25/26		89	88	87	86	85	84	86	87	109	108	117	108	98	1232	-18	-1.4%	



The Connections program does not require space to house students.

Cooper Landing

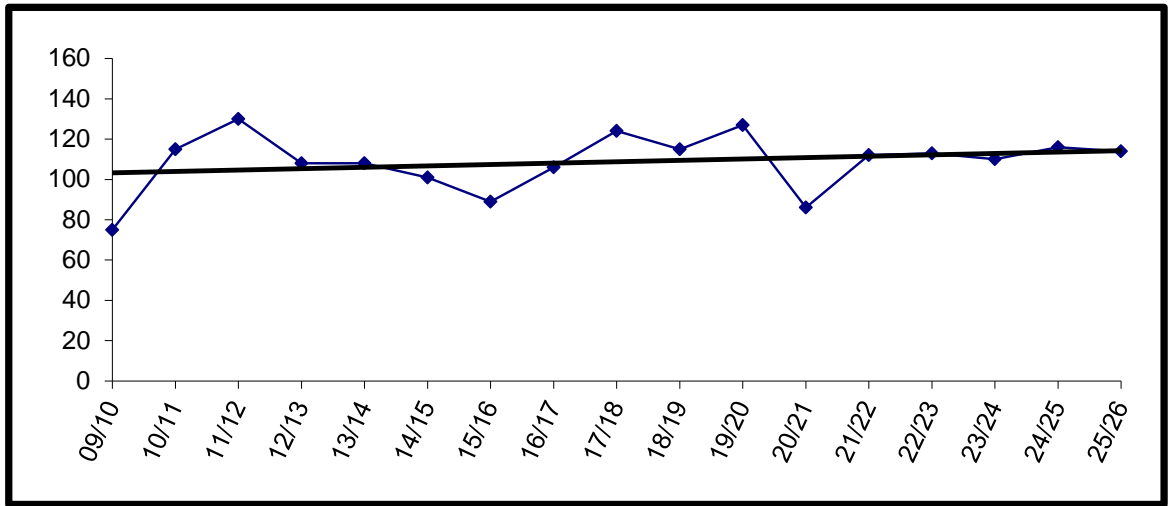
	YEAR	PRE-K	K	1	2	3	4	5	6	7	8	9	10	11	12	TOTAL	# Change	% Change
Actual	09/10		0	2	0	1	0	0	0	0	0					3		
	10/11		3	0	2	1	1	2	0	0	0	0	1	0	0	10	7	233.3%
	11/12		2	3	0	2	0	1	1	0	0	0	1	0	0	10	0	0.0%
	12/13		1	2	3	0	2	1	1	1	0	0	1	0	0	12	2	20.0%
	13/14		1	1	2	5	0	2	2	1	1	1	0	1	0	17	5	41.7%
	14/15		4	1	0	2	4	0	2	2	2	1	0	0	1	18	1	5.9%
	15/16		4	2	2	0	2	2	0	2	0	0	0	0	0	14	-4	-22.2%
	16/17		3	3	3	2	2	2	3	1	0	1	0	0	0	18	4	28.6%
	17/18		4	1	3	1	1	1	1	2	1	0	1	0	0	15	-3	-16.7%
	18/19		1	3	2	2	0	2	0	2	1	0	1	0	0	14	-1	-6.7%
Projected	19/20		1	1	2	2	2	0	2	0	2	0	0	1	0	13	-1	-7.1%
	20/21		2	2	1	2	0	2	0	0	0	1	0	0	1	11	-2	-15.4%
	21/22		2	2	2	2	1	2	0	2	0	0	1	0	0	12	1	9.1%
	22/23		2	2	2	2	2	1	2	0	2	0	0	1	0	14	2	16.7%
	23/24		2	2	2	2	2	2	1	2	0	2	0	0	1	16	2	14.3%
	24/25		2	2	2	2	2	2	2	1	2	0	2	0	0	17	1	6.3%
	24/25		2	2	2	2	2	2	2	2	1	2	0	2	0	19	2	11.8%



Building Capacity	40	
# enrolled and % of capacity		
Actual	Projected	
<u>FY21</u>	<u>FY22</u>	<u>FY23</u>
11	12	14
28%	30%	35%

Fireweed Academy Charter

	YEAR	PRE-K	K	1	2	3	4	5	6	7	8	9	10	11	12	TOTAL	#	Change	% Change
Actual	09/10					16	22	20	17							75	2		
	10/11		18	10	11	15	16	22	23							115	40	53.3%	
	11/12		26	20	8	17	17	19	23							130	15	13.0%	
	12/13		9	27	14	11	14	14	19							108	-22	-16.9%	
	13/14		24	12	23	13	11	12	13							108	0	0.0%	
	14/15		12	25	13	17	10	10	14							101	-7	-6.5%	
	15/16		12	10	20	11	15	12	9							89	-12	-11.9%	
	16/17		20	15	11	21	10	17	12							106	17	19.1%	
	17/18		18	18	19	12	25	11	21							124	18	17.0%	
	18/19		17	18	17	16	13	24	10							115	-9	-7.3%	
Projected	19/20		21	15	15	20	18	13	25							127	12	10.4%	
	20/21		13	12	15	8	14	12	12							86	-41	-32.3%	
	21/22		18	12	17	19	11	19	16							112	26	30.2%	
	22/23		17	18	12	17	19	11	19							113	1	0.9%	
	23/24		16	17	18	12	17	19	11							110	-3	-2.7%	
	24/25		17	16	17	18	12	17	19							116	6	5.5%	
	25/26		17	17	16	17	18	12	17							114	-2	-1.7%	



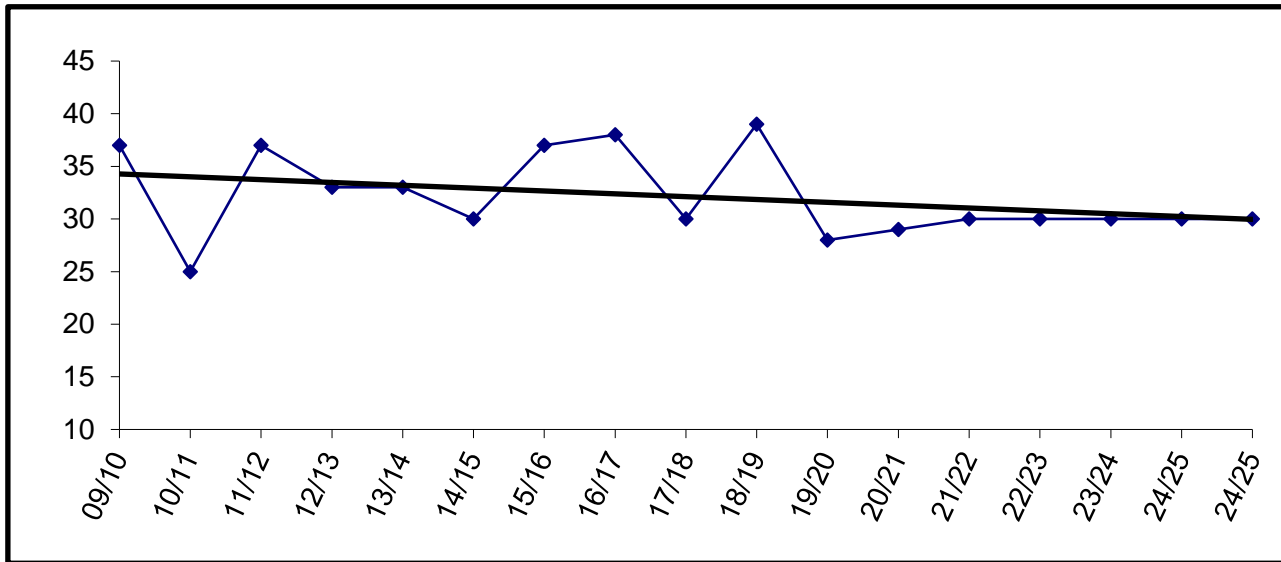
Charter schools in the district are housed according to the terms of their contract. The Board may allow them to use available space in existing facilities.

Fireweed Academy is currently housed at West Homer Elementary.

Enrollment for FY09 and beyond is subject to board review and approval.

Homer Flex

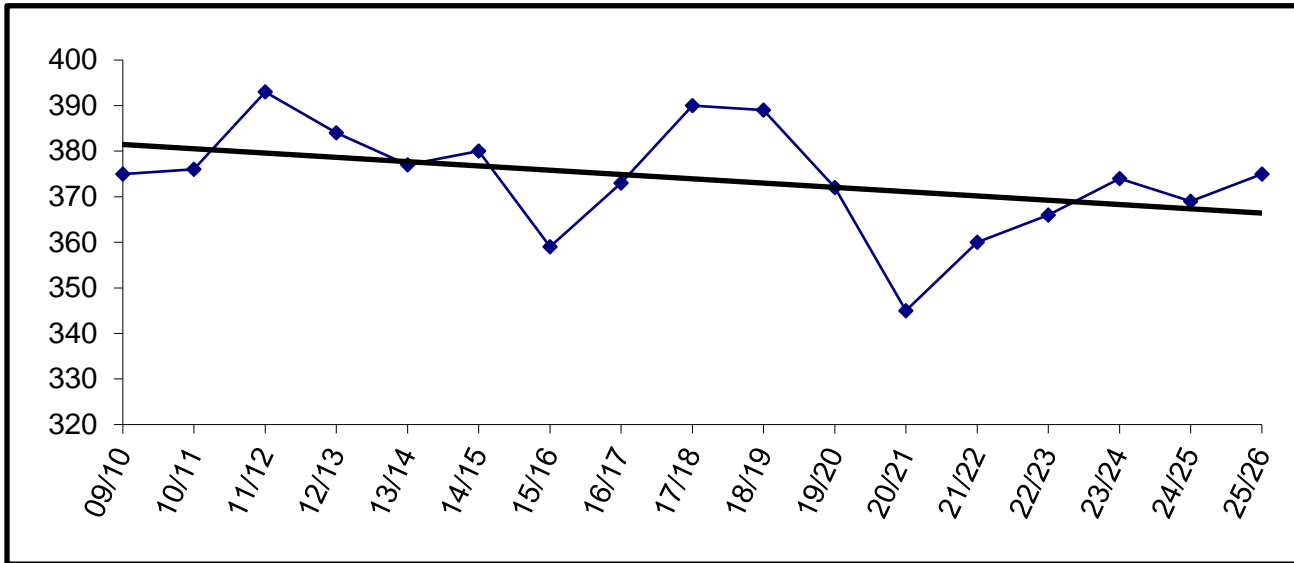
	YEAR	PRE-K	K	1	2	3	4	5	6	7	8	9	10	11	12	TOTAL	# Change	% Change	
Actual	09/10											5	10	12	10	37	2		
	10/11											6	2	10	7	25	-12	-32.4%	
	11/12											1	8	10	18	37	12	48.0%	
	12/13											5	10	9	9	33	-4	-10.8%	
	13/14											0	4	16	13	33	0	0.0%	
	14/15												4	5	6	15	30	-3	-9.1%
	15/16												4	8	12	13	37	7	23.3%
	16/17												6	6	9	17	38	1	2.7%
	17/18												4	5	7	14	30	-8	-21.1%
	18/19												2	7	15	15	39	9	30.0%
Projected	19/20											4	7	5	12	28	-11	-28.2%	
	20/21											7	3	11	8	29	1	3.6%	
	21/22											5	5	10	10	30	1	3.4%	
	22/23											5	5	10	10	30	0	0.0%	
	23/24											5	5	10	10	30	0	0.0%	
	24/25												5	5	10	10	30	0	0.0%
	24/25												5	5	10	10	30	0	0.0%



For staffing purposes, board policy has established 50 students as the anticipated enrollment.

Homer High

	YEAR	PRE-K	K	1	2	3	4	5	6	7	8	9	10	11	12	TOTAL	# Change	% Change
Actual	09/10											103	109	81	82	375	-32	
	10/11											96	94	102	84	376	1	0.3%
	11/12											113	95	81	104	393	17	4.5%
	12/13											100	115	91	78	384	-9	-2.3%
	13/14											99	97	98	83	377	-7	-1.8%
	14/15											101	90	89	100	380	3	0.8%
	15/16											114	91	72	82	359	-21	-5.5%
	16/17											103	108	91	71	373	14	3.9%
	17/18											107	99	102	82	390	17	4.6%
	18/19											102	105	89	93	389	-1	-0.3%
Projected	19/20											100	91	97	84	372	-17	-4.4%
	20/21											92	88	76	89	345	-27	-7.3%
	21/22											88	96	91	85	360	15	4.3%
	22/23											91	88	96	91	366	6	1.7%
	23/24											99	91	88	96	374	8	2.2%
	24/25											91	99	91	88	369	-5	-1.3%
25/26											94	91	99	91	375	6	1.6%	

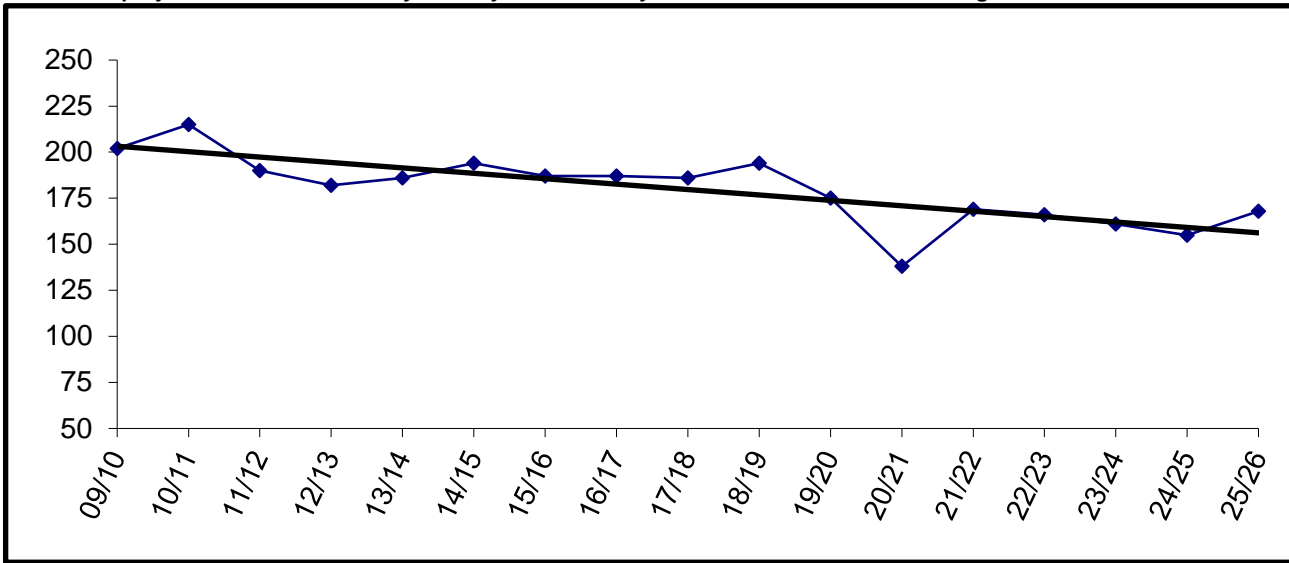


Building Capacity	600	
# enrolled and % of capacity		
Actual	Projected	
<u>FY21</u>	<u>FY22</u>	<u>FY23</u>
345	360	366
58%	60%	61%

Homer Middle

	YEAR	PRE-K	K	1	2	3	4	5	6	7	8	9	10	11	12	TOTAL	# Change	% Change
Actual	09/10									112	90					202	19	
	10/11									99	116					215	13	6.4%
	11/12									96	94					190	-25	-11.6%
	12/13									89	93					182	-8	-4.2%
	13/14									90	96					186	4	2.2%
	14/15									95	99					194	8	4.3%
	15/16									97	90					187	-7	-3.6%
	16/17									87	100					187	0	0.0%
	17/18									92	94					186	-1	-0.5%
	18/19									97	97					194	8	4.3%
Projected	19/20									77	98					175	-19	-9.8%
	20/21									72	66					138	-37	-21.1%
	21/22									87	82					169	31	22.5%
	22/23									79	87					166	-3	-1.8%
	23/24									82	79					161	-5	-3.0%
	24/25									73	82					155	-6	-3.7%
25/26									95	73					168	13	8.4%	

Enrollment projections for FY09 and beyond may be affected by charter school enrollment changes.

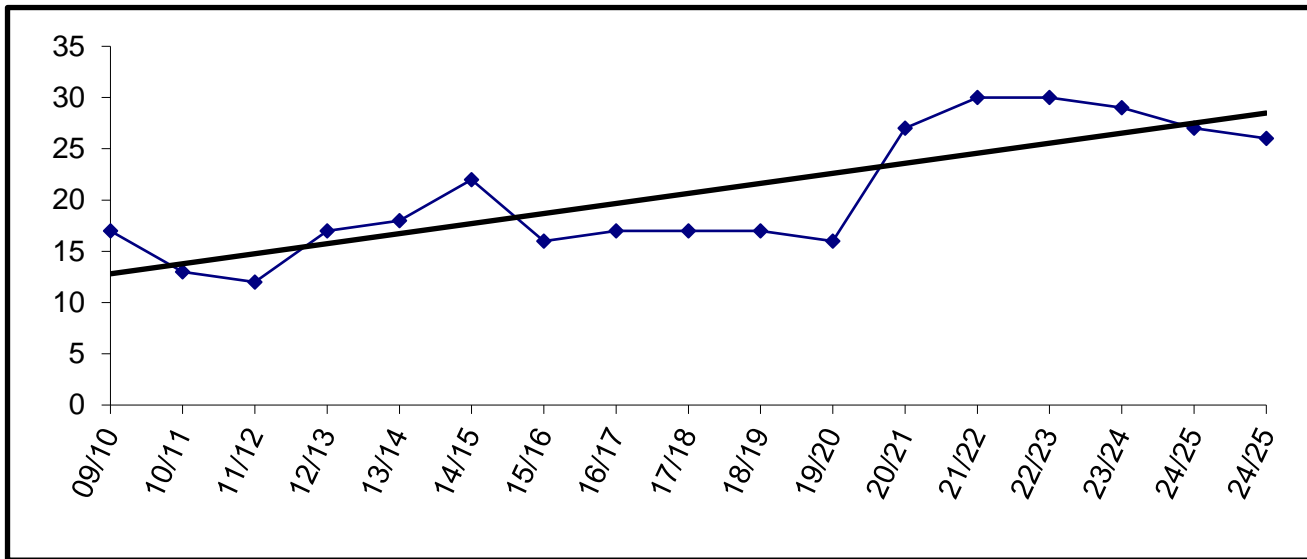


Building Capacity	360	
# enrolled and % of capacity		
Actual	Projected	
<u>FY21</u>	<u>FY22</u>	<u>FY23</u>
138	169	166
38%	47%	46%

Hope

YEAR	PRE-K	K	1	2	3	4	5	6	7	8	9	10	11	12	TOTAL	# Change	% Change
09/10		2	0	0	1	0	2	0	2	2	3	0	3	2	17	7	
10/11		0	3	0	2	0	0	1	0	1	1	2	0	3	13	-4	-23.5%
11/12		1	1	2	0	1	1	0	1	0	1	2	2	0	12	-1	-7.7%
12/13		2	1	1	2	1	1	1	0	1	1	1	3	2	17	5	41.7%
13/14	1	1	3	2	1	2	1	1	1	0	1	1	1	2	18	1	5.9%
14/15		2	1	3	2	3	3	2	1	2	1	1	0	1	22	4	22.2%
15/16		0	1	1	3	2	2	3	1	1	1	0	1	0	16	-6	-27.3%
16/17		2	1	1	1	2	3	1	2	0	1	2	0	1	17	1	6.3%
17/18		3	2	0	1	1	2	2	2	2	0	1	1	0	17	0	0.0%
18/19		1	3	1	0	1	1	2	1	3	1	0	2	1	17	0	0.0%
19/20		2	0	2	2	0	1	1	2	2	3	1	0	0	16	-1	-5.9%
20/21		3	3	0	6	2	1	3	1	2	3	2	1	0	27	11	68.8%
21/22		3	3	3	0	6	2	1	3	1	2	3	2	1	30	3	11.1%
22/23		3	3	1	3	0	6	2	1	3	1	2	3	2	30	0	0.0%
23/24		3	3	1	1	3	0	6	2	1	3	1	2	3	29	-1	-3.3%
24/25		3	3	1	1	1	3	0	6	2	1	3	1	2	27	-2	-6.9%
24/25		3	3	1	1	1	1	3	0	6	2	1	3	1	26	-1	-3.7%

Actual
Projected

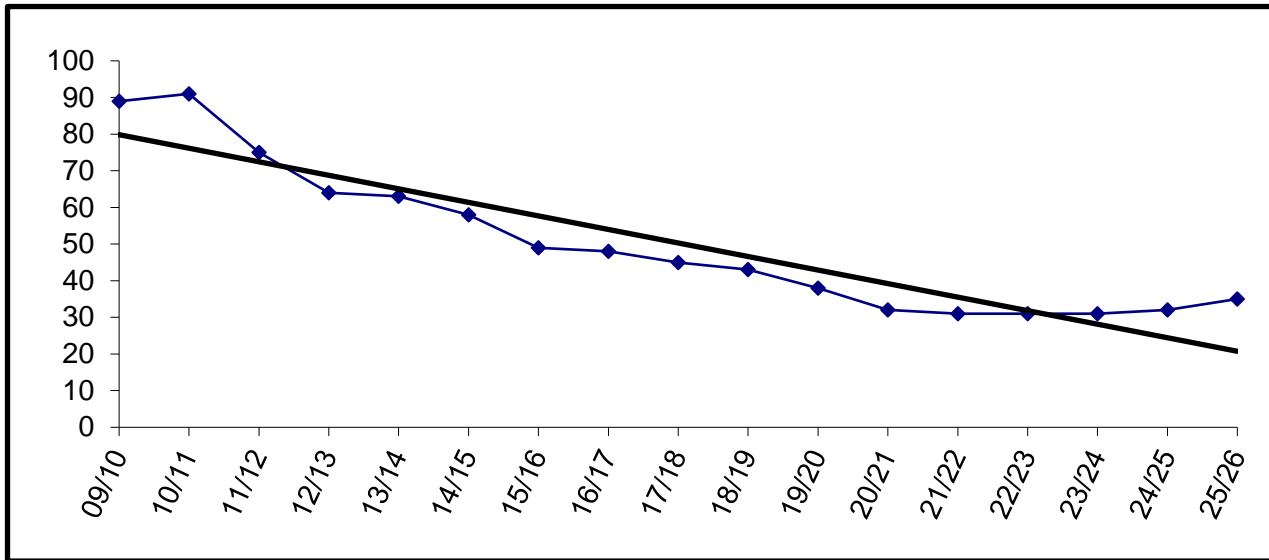


Building Capacity		100
# enrolled and % of capacity		
Actual	Projected	
<u>FY21</u>	<u>FY22</u>	<u>FY23</u>
27	30	30
27%	30%	30%

Kachemak Selo

YEAR	PRE-K	K	1	2	3	4	5	6	7	8	9	10	11	12	TOTAL	# Change	% Change
09/10	7	10	9	5	8	9	5	7	8	5	3	6	2	5	89	-4	
10/11	6	7	10	9	4	9	8	5	7	8	6	3	7	2	91	2	2.2%
11/12		4	6	7	9	3	9	7	4	5	8	4	2	7	75	-16	-17.6%
12/13		2	4	6	6	9	3	7	6	4	3	7	5	2	64	-11	-14.7%
13/14		4	2	4	6	6	8	4	7	6	4	3	6	3	63	-1	-1.6%
14/15		2	4	2	4	6	6	7	3	7	6	3	3	5	58	-5	-7.9%
15/16		1	1	4	2	3	6	5	7	3	6	5	3	3	49	-9	-15.5%
16/17		3	1	0	5	2	3	6	5	7	3	6	5	2	48	-1	-2.0%
17/18		3	3	1	0	5	1	3	5	5	6	3	5	5	45	-3	-6.3%
18/19		3	4	3	2	0	5	1	3	4	4	7	3	4	43	-2	-4.4%
19/20		3	2	4	3	2	0	5	1	3	5	4	4	2	38	-5	-11.6%
20/21		4	3	2	4	3	1	0	3	0	2	3	2	5	32	-6	-15.8%
21/22		3	4	3	2	4	3	1	0	3	0	2	3	3	31	-1	-3.1%
22/23		3	3	4	3	2	4	3	1	0	3	0	2	3	31	0	0.0%
23/24		3	3	3	4	3	2	4	3	1	0	3	0	2	31	0	0.0%
24/25		3	3	3	3	4	3	2	4	3	1	0	3	0	32	1	3.2%
25/26		3	3	3	3	3	4	3	2	4	3	1	0	3	35	3	9.4%

Actual
Projected

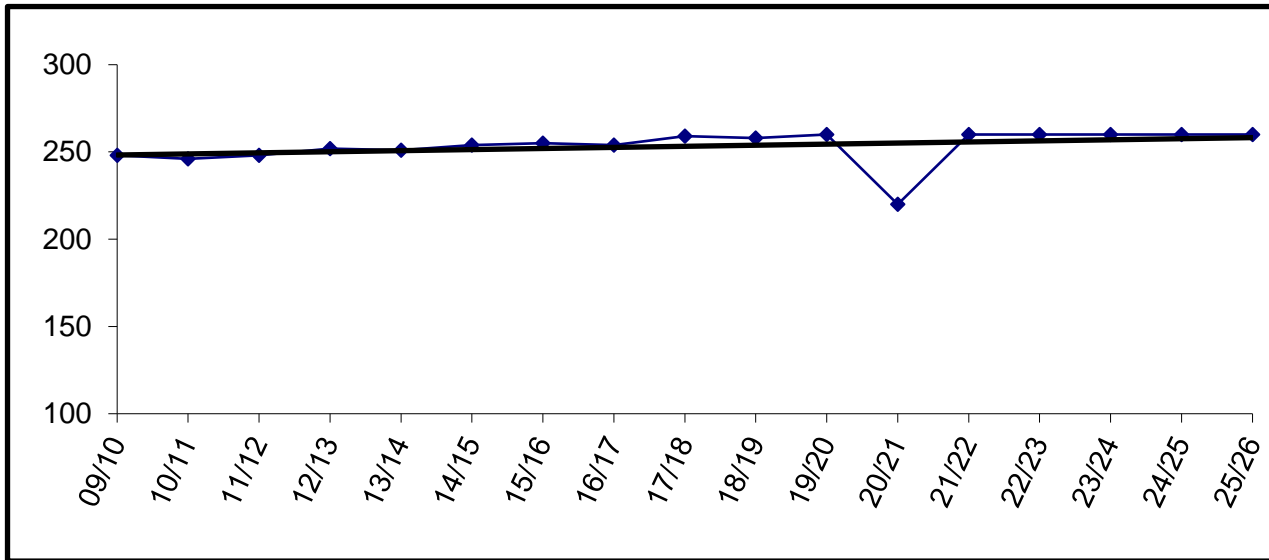


Building Capacity	100	
# enrolled and % of capacity		
Actual	Projected	
<u>FY21</u>	<u>FY22</u>	<u>FY23</u>
32	31	31
32%	31%	31%

Kaleidoscope Charter

YEAR	PRE-K	K	1	2	3	4	5	6	7	8	9	10	11	12	TOTAL	# Change	% Change
09/10		36	36	36	36	36	44	24							248	15	
10/11		36	38	34	36	36	36	30							246	-2	-0.8%
11/12		36	37	35	36	37	43	24							248	2	0.8%
12/13		36	36	36	36	36	40	32							252	4	1.6%
13/14		36	36	37	36	36	38	32							251	-1	-0.4%
14/15		38	39	41	38	44	42	12							254	3	1.2%
15/16		35	44	44	44	44	44								255	1	0.4%
16/17		35	44	44	44	44	43								254	-1	-0.4%
17/18		40	43	42	45	46	43								259	5	2.0%
18/19		40	43	44	42	44	45								258	-1	-0.4%
19/20		40	42	45	42	43	48								260	2	0.8%
20/21		43	40	30	42	35	30								220	-40	-15.4%
21/22		43	42	43	43	44	45								260	40	18.2%
22/23		43	42	43	43	44	45								260	0	0.0%
23/24		43	42	43	43	44	45								260	0	0.0%
24/25		43	42	43	43	44	45								260	0	0.0%
25/26		43	42	43	43	44	45								260	0	0.0%

Actual
Projected



Charter schools in the district are housed according to the terms of their contract. The Board may allow them to use available space in existing facilities.

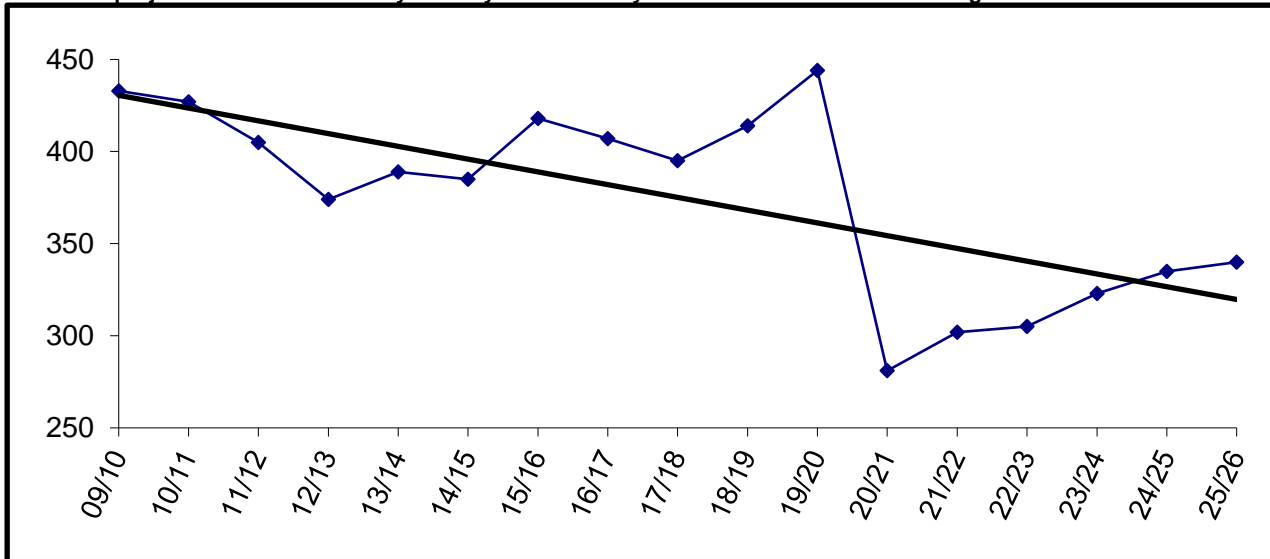
Enrollment for FY09 and beyond is subject to board review and approval.

K-Beach

YEAR	PRE-K	K	1	2	3	4	5	6	7	8	9	10	11	12	TOTAL	# Change	% Change
09/10		61	56	63	62	62	71	58							433	11	
10/11		60	61	54	59	67	68	58							427	-6	-1.4%
11/12	3	50	55	60	51	60	67	59							405	-22	-5.2%
12/13	3	49	58	46	64	49	59	46							374	-31	-7.7%
13/14	5	59	49	62	53	63	48	50							389	15	4.0%
14/15	4	57	63	51	56	53	63	38							385	-4	-1.0%
15/16	4	73	53	66	55	57	57	53							418	33	8.6%
16/17	5	67	72	48	58	51	55	51							407	-11	-2.6%
17/18	7	55	56	66	44	58	53	56							395	-12	-2.9%
18/19	4	69	62	52	68	51	59	49							414	19	4.8%
19/20	1	58	73	62	56	77	61	56							444	30	7.2%
20/21		41	38	45	39	30	48	40							281	-163	-36.7%
21/22		55	43	39	46	40	31	48							302	21	7.5%
22/23		51	55	43	39	46	40	31							305	3	1.0%
23/24		49	51	55	43	39	46	40							323	18	5.9%
24/25		52	49	51	55	43	39	46							335	12	3.7%
25/26		51	52	49	51	55	43	39							340	5	1.5%

Actual
Projected

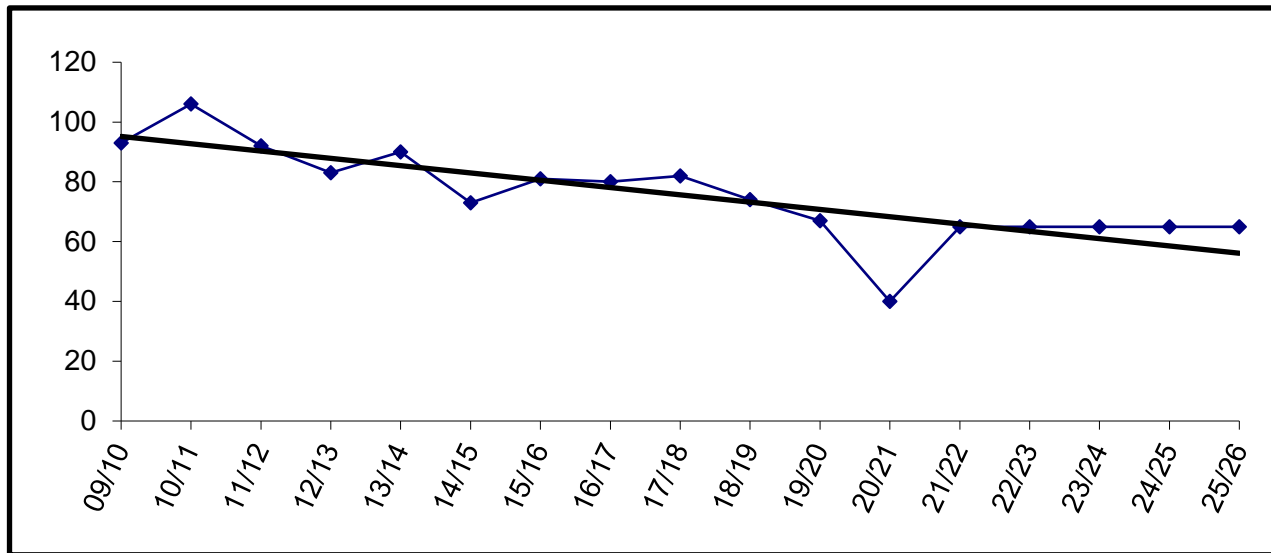
Enrollment projections for FY09 and beyond may be affected by charter school enrollment changes.



Building Capacity	400	
# enrolled and % of capacity		
Actual	Projected	
<u>FY21</u>	<u>FY22</u>	<u>FY23</u>
281	302	305
70%	76%	76%

Kenai Alternative

	YEAR	PRE-K	K	1	2	3	4	5	6	7	8	9	10	11	12	TOTAL	# Change	% Change
Actual	09/10	14										15	14	19	31	93	-8	
	10/11	19										0	3	37	47	106	13	14.0%
	11/12	17										0	4	23	48	92	-14	-13.2%
	12/13	9										0	2	28	44	83	-9	-9.8%
	13/14	12										0	5	16	57	90	7	8.4%
	14/15	11										0	1	16	45	73	-17	-18.9%
	15/16	10										0	1	25	45	81	8	11.0%
	16/17	11										0	4	12	53	80	-1	-1.2%
	17/18	17										1	4	17	43	82	2	2.5%
	18/19	14										1	3	11	45	74	-8	-9.8%
Projected	19/20	15										1	5	10	36	67	-7	-9.5%
	20/21	10										0	1	5	24	40	-27	-40.3%
	21/22											1	4	18	42	65	25	62.5%
	22/23											1	4	18	42	65	0	0.0%
	23/24											1	4	18	42	65	0	0.0%
	24/25											1	4	18	42	65	0	0.0%
25/26											1	4	18	42	65	0	0.0%	

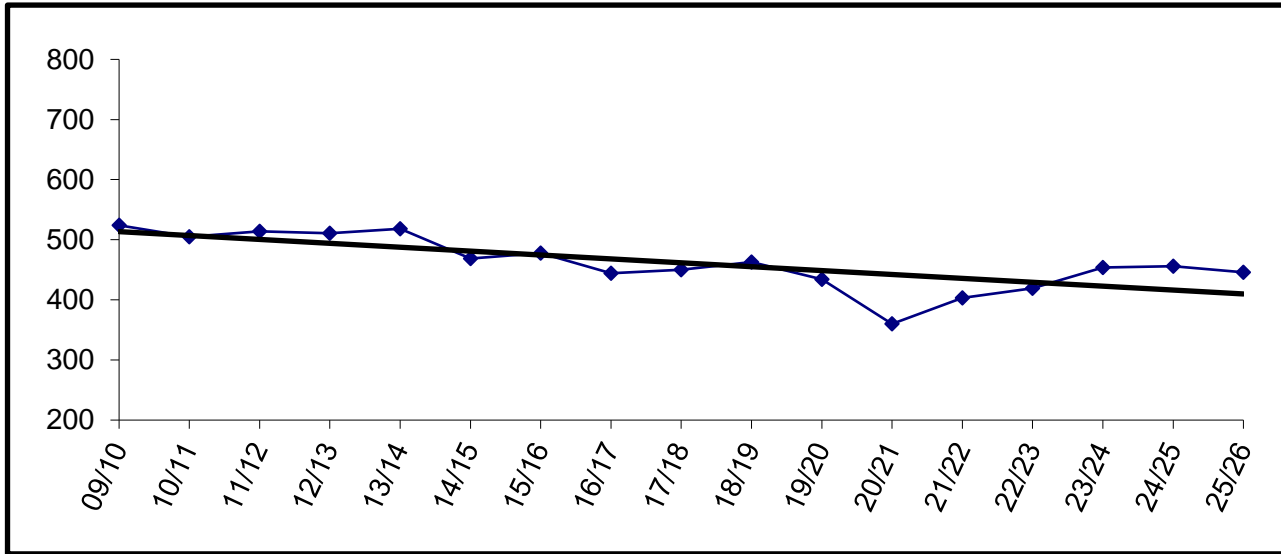


For staffing purposes, board policy has established 85 students as the anticipated enrollment.

Kenai Central

YEAR	PRE-K	K	1	2	3	4	5	6	7	8	9	10	11	12	TOTAL	# Change	% Change
09/10											155	148	116	105	524	11	
10/11											147	132	135	91	505	-19	-3.6%
11/12											135	138	125	116	514	9	1.8%
12/13											143	131	126	111	511	-3	-0.6%
13/14											145	133	126	114	518	7	1.4%
14/15											119	138	107	105	469	-49	-9.5%
15/16											133	121	125	99	478	9	1.9%
16/17											110	123	104	107	444	-34	-7.1%
17/18											142	109	118	81	450	6	1.4%
18/19											127	127	104	105	463	13	2.9%
19/20											120	120	111	83	434	-29	-6.3%
20/21											93	90	97	80	360	-74	-17.1%
21/22											111	97	95	100	403	43	11.9%
22/23											116	111	97	95	419	16	4.0%
23/24											130	116	111	97	454	35	8.4%
24/25											99	130	116	111	456	2	0.4%
25/26											101	99	130	116	446	-10	-2.2%

Actual
Projected



Building Capacity	800	
# enrolled and % of capacity		
Actual	Projected	
<u>FY21</u>	<u>FY22</u>	<u>FY23</u>
360	403	419
45%	50%	52%

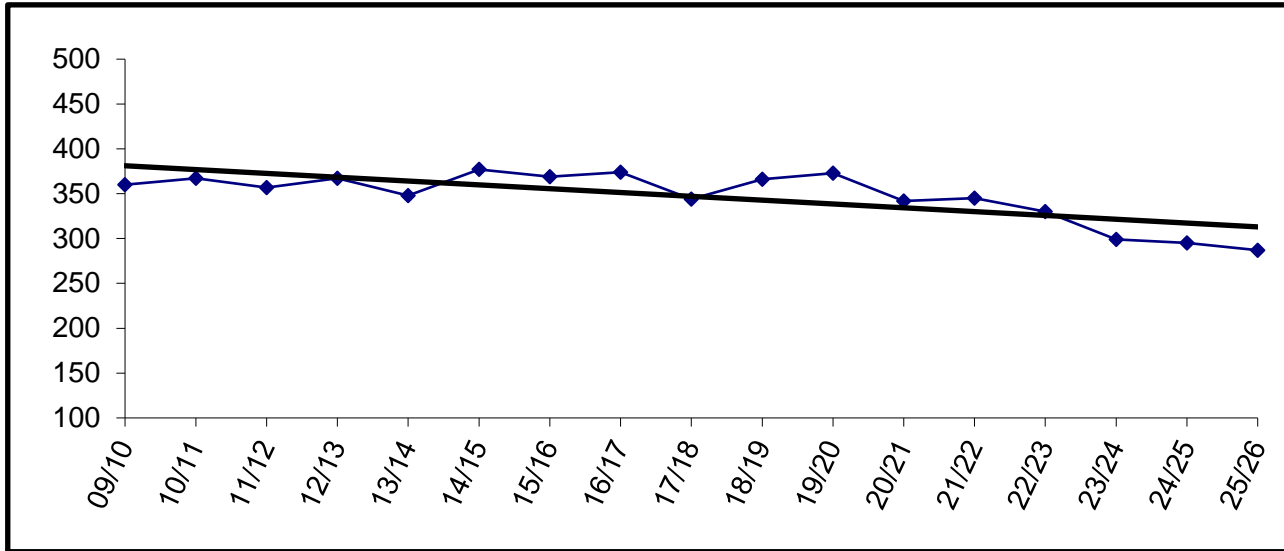
Kenai Middle

YEAR	PRE-K	K	1	2	3	4	5	6	7	8	9	10	11	12	TOTAL	# Change	% Change
09/10								96	127	137					360	-4	
10/11								103	134	130					367	7	1.9%
11/12								93	141	123					357	-10	-2.7%
12/13								113	109	145					367	10	2.8%
13/14								91	140	117					348	-19	-5.2%
14/15								115	124	138					377	29	8.3%
15/16								113	129	127					369	-8	-2.1%
16/17								126	119	129					374	5	1.4%
17/18								106	123	115					344	-30	-8.0%
18/19								137	106	123					366	22	6.4%
19/20								131	133	109					373	7	1.9%
20/21								120	111	111					342	-31	-8.3%
21/22								99	130	116					345	3	0.9%
22/23								101	99	130					330	-15	-4.3%
23/24								99	101	99					299	-31	-9.4%
24/25								95	99	101					295	-4	-1.3%
25/26								93	95	99					287	-8	-2.7%

Actual

Projected

Enrollment projections for FY09 and beyond may be affected by charter school enrollment changes.

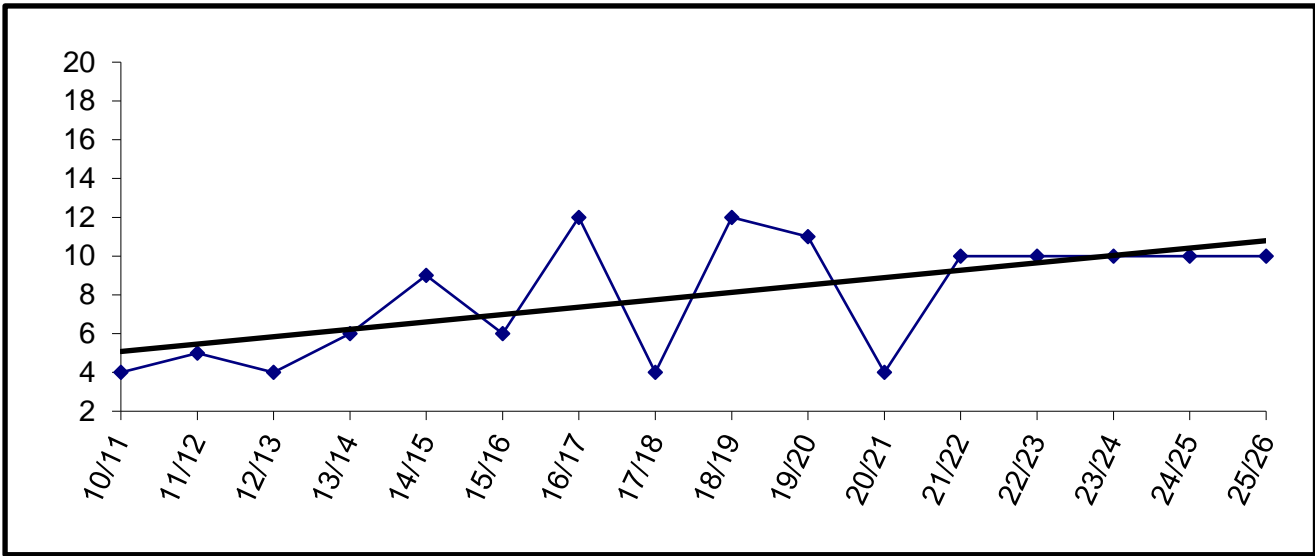


Building Capacity	500	
# enrolled and % of capacity		
Actual	Projected	
<u>FY21</u>	<u>FY22</u>	<u>FY23</u>
342	345	330
68%	69%	66%

Marathon

YEAR	PRE-K	K	1	2	3	4	5	6	7	8	9	10	11	12	TOTAL	# Change	% Change
09/10									0	1	1	4	1	0	7	-9	
10/11									0	0	0	0	3	1	4	-3	-42.9%
11/12									0	0	2	0	1	2	5	1	25.0%
12/13									0	0	1	1	1	1	4	-1	-20.0%
13/14									0	0	1	2	1	2	6	2	50.0%
14/15									0	0	1	0	6	2	9	3	50.0%
15/16									0	1	1	3	1	0	6	-3	-33.3%
16/17									1	1	0	4	0	6	12	6	100.0%
17/18									0	1	0	1	2	0	4	-8	-66.7%
18/19									0	3	1	2	3	3	12	8	200.0%
19/20									0	0	1	2	5	3	11	-1	-8.3%
20/21									0	0	0	1	0	3	4	-7	-63.6%
21/22									0	0	2	2	2	4	10	6	150.0%
22/23									0	0	2	2	2	4	10	0	0.0%
23/24									0	0	2	2	2	4	10	0	0.0%
24/25									0	0	2	2	2	4	10	0	0.0%
25/26									0	0	2	2	2	4	10	0	0.0%

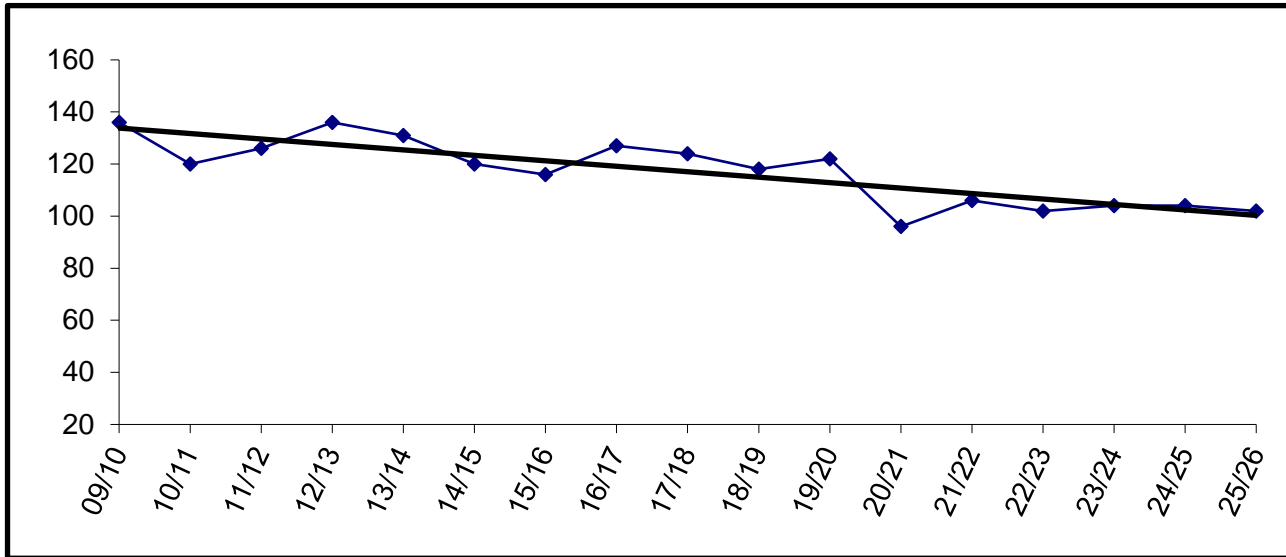
Actual
Projected



Capacity is ten beds.

McNeil Canyon

	YEAR	PRE-K	K	1	2	3	4	5	6	7	8	9	10	11	12	TOTAL	# Change	% Change
Actual	09/10		18	23	23	20	18	13	21							136	-1	
	10/11		10	20	25	16	18	17	14							120	-16	-11.8%
	11/12		18	11	19	24	16	19	19							126	6	5.0%
	12/13		21	19	13	25	24	12	22							136	10	7.9%
	13/14		13	18	21	14	26	25	14							131	-5	-3.7%
	14/15		11	12	16	20	13	22	26							120	-11	-8.4%
	15/16		13	14	11	19	21	16	22							116	-4	-3.3%
	16/17	1	15	20	14	16	18	28	15							127	11	9.5%
	17/18	1	17	15	16	16	16	21	22							124	-3	-2.4%
	18/19	1	18	17	13	17	19	16	17							118	-6	-4.8%
Projected	19/20	1	17	16	20	13	20	18	17							122	4	3.4%
	20/21		10	12	14	15	10	18	17							96	-26	-21.3%
	21/22		18	10	14	17	16	12	19							106	10	10.4%
	22/23		15	18	10	14	17	16	12							102	-4	-3.8%
	23/24		14	15	18	10	14	17	16							104	2	2.0%
	24/25		16	14	15	18	10	14	17							104	0	0.0%
25/26		15	16	14	15	18	10	14							102	-2	-1.9%	

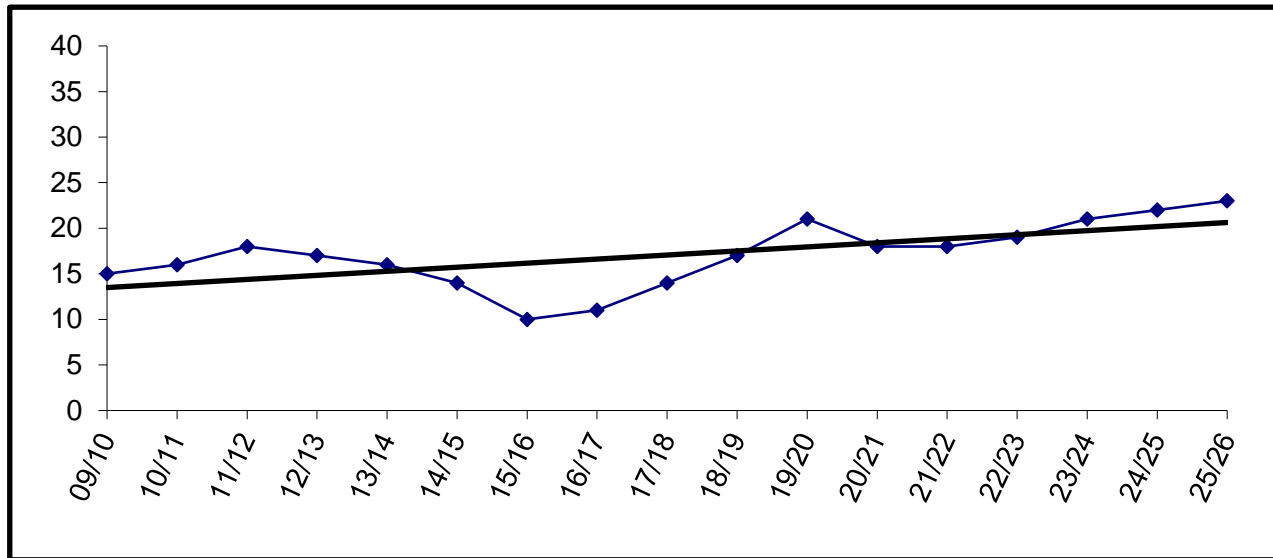


Building Capacity		260
# enrolled and % of capacity		
Actual	Projected	
<u>FY21</u>	<u>FY22</u>	<u>FY23</u>
96	106	102
37%	41%	39%

Moose Pass

YEAR	PRE-K	K	1	2	3	4	5	6	7	8	9	10	11	12	TOTAL	# Change	% Change
09/10		3	3	1	1	4	1	2	0	0					15	-14	
10/11		2	3	2	2	2	3	2	0	0					16	1	6.7%
11/12		3	1	2	2	3	1	4	2	0					18	2	12.5%
12/13		3	4	3	1	2	3	1	0	0					17	-1	-5.6%
13/14		2	2	3	3	1	2	3	0	0					16	-1	-5.9%
14/15		4	2	0	3	2	1	1	0	1					14	-2	-12.5%
15/16		2	2	2	0	2	2	0	0	0					10	-4	-28.6%
16/17		0	2	3	2	1	3	0	0	0					11	1	10.0%
17/18		3	0	3	3	2	1	2	0	0					14	3	27.3%
18/19		4	3	1	2	3	3	0	1	0					17	3	21.4%
19/20		2	5	4	1	3	5	1	0	0					21	4	23.5%
20/21		3	2	5	3	1	2	1	1	0					18	-3	-14.3%
21/22		2	3	2	5	3	1	1	0	1					18	0	0.0%
22/23		2	2	3	2	5	3	1	1	0					19	1	5.6%
23/24		2	2	2	3	2	5	3	1	1					21	2	10.5%
24/25		2	2	2	2	3	2	5	3	1					22	1	4.8%
25/26		2	2	2	2	2	3	2	5	3					23	1	4.5%

Actual
Projected

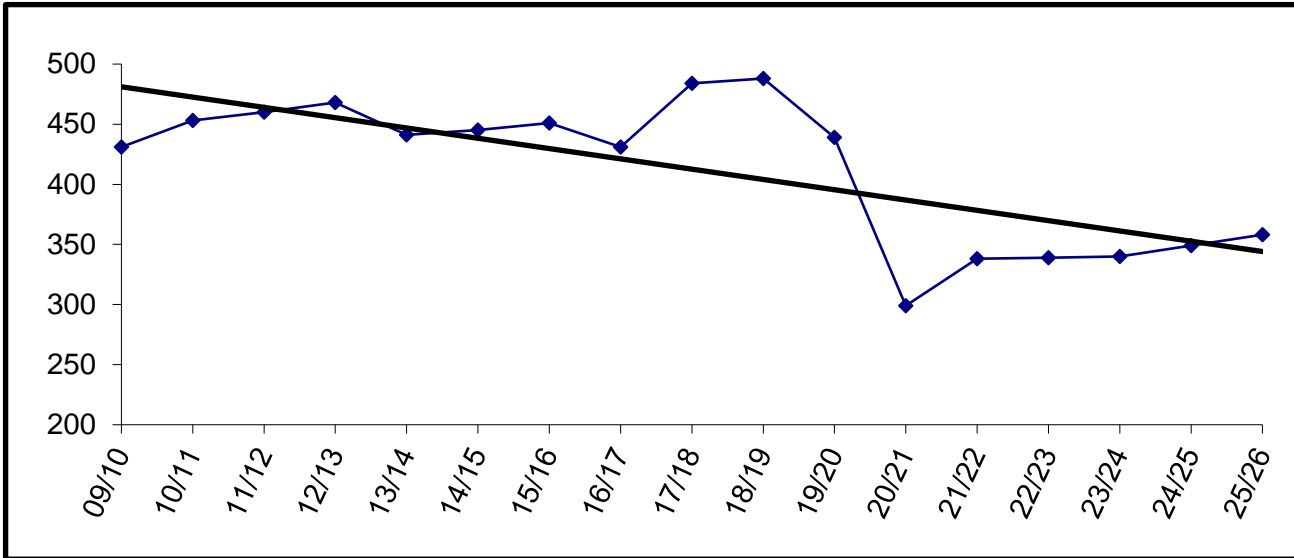


Building Capacity	50	
# enrolled and % of capacity		
Actual	Projected	
<u>FY21</u>	<u>FY22</u>	<u>FY23</u>
18	18	19
36%	36%	38%

Mountain View

	YEAR	PRE-K	K	1	2	3	4	5	6	7	8	9	10	11	12	TOTAL	# Change	% Change
Actual	09/10		73	73	71	82	61	70	1							431	-6	
	10/11	19	81	66	79	69	78	61								453	22	5.1%
	11/12	25	63	83	65	78	74	72								460	7	1.5%
	12/13	23	83	63	73	69	85	72								468	8	1.7%
	13/14	22	85	75	57	72	59	71								441	-27	-5.8%
	14/15	21	69	84	70	59	72	70								445	4	0.9%
	15/16	24	90	72	69	74	51	71								451	6	1.3%
	16/17	21	74	72	74	60	77	53								431	-20	-4.4%
	17/18	23	89	81	70	76	68	77								484	53	12.3%
	18/19	20	66	81	81	76	91	73								488	4	0.8%
Projected	19/20	24	63	65	66	69	70	82								439	-49	-10.0%
	20/21	21	42	38	44	46	49	59								299	-140	-31.9%
	21/22		65	65	48	50	54	56								338	39	13.0%
	22/23		57	65	65	48	50	54								339	1	0.3%
	23/24		55	57	65	65	48	50								340	1	0.3%
	24/25		59	55	57	65	65	48								349	9	2.6%
25/26		57	59	55	57	65	65								358	9	2.6%	

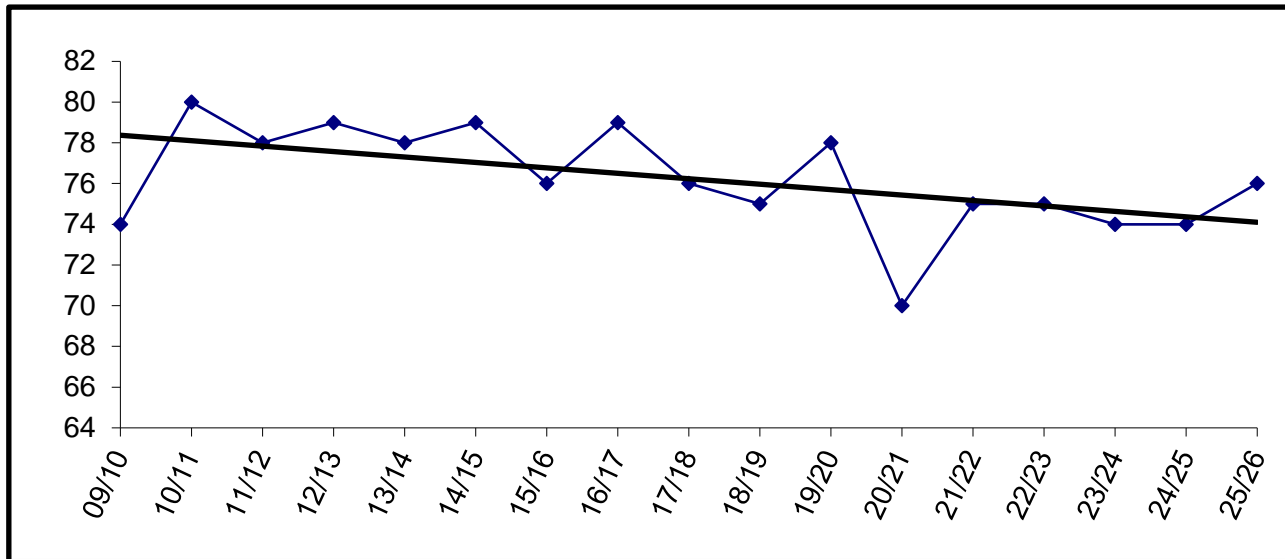
Enrollment projections for FY09 and beyond may be affected by charter school enrollment changes.



Building Capacity	430	
# enrolled and % of capacity		
	Actual	Projected
	<u>FY21</u>	<u>FY22</u> <u>FY23</u>
	299	338 339
	70%	79% 79%

Nanwalek

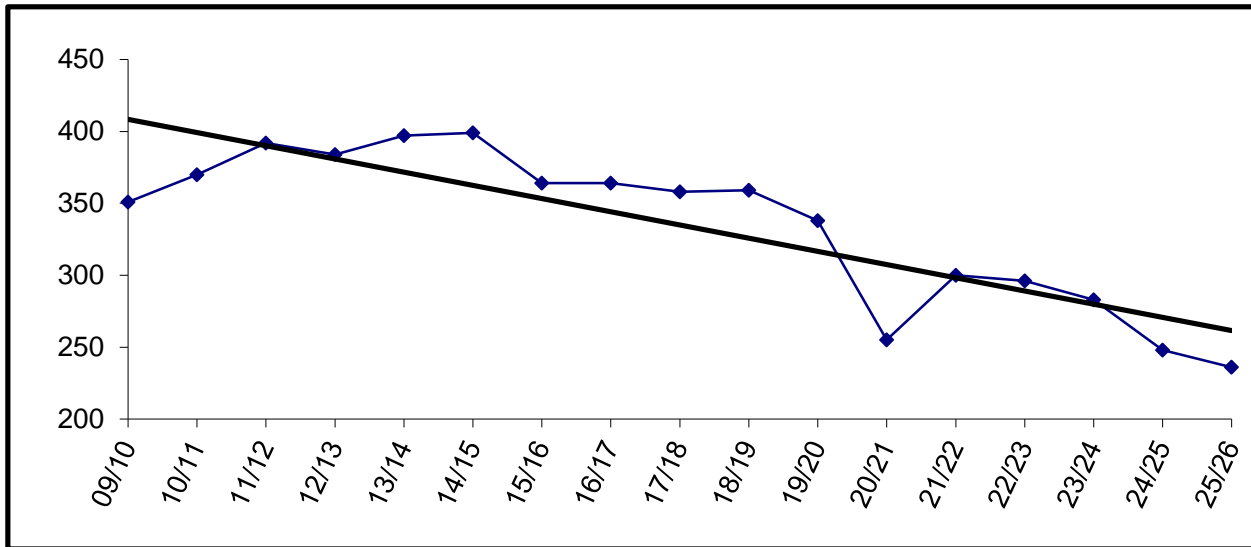
	YEAR	PRE-K	K	1	2	3	4	5	6	7	8	9	10	11	12	TOTAL	# Change	% Change
Actual	09/10		8	6	6	5	5	3	4	7	6	5	6	10	3	74	4	
	10/11	1	10	9	6	5	5	5	3	4	7	7	3	2	13	80	6	8.1%
	11/12	0	10	10	8	5	7	6	5	3	4	6	8	3	3	78	-2	-2.5%
	12/13		4	10	10	11	5	8	3	5	4	5	5	6	3	79	1	1.3%
	13/14		5	4	11	11	11	4	7	3	5	4	3	3	7	78	-1	-1.3%
	14/15		6	4	7	11	10	8	6	7	4	4	4	4	4	79	1	1.3%
	15/16		5	6	4	6	9	11	8	5	7	4	5	3	3	76	-3	-3.8%
	16/17		6	5	6	4	7	9	12	8	6	4	5	4	3	79	3	3.9%
	17/18		6	6	4	6	4	7	9	11	7	5	5	4	2	76	-3	-3.8%
	18/19		8	7	6	4	5	3	5	8	8	7	5	6	3	75	-1	-1.3%
Projected	19/20		3	8	8	7	4	6	4	4	9	8	5	4	8	78	3	4.0%
	20/21		5	4	8	8	7	4	5	4	4	6	7	5	3	70	-8	-10.3%
	21/22		8	5	4	8	8	7	4	5	4	4	6	7	5	75	5	7.1%
	22/23		5	8	5	4	8	8	7	4	5	4	4	6	7	75	0	0.0%
	23/24		6	5	8	5	4	8	8	7	4	5	4	4	6	74	-1	-1.3%
	24/25		6	6	5	8	5	4	8	8	7	4	5	4	4	74	0	0.0%
	25/26		6	6	6	5	8	5	4	8	8	7	4	5	4	76	2	2.7%



Building Capacity	60	
# enrolled and % of capacity		
Actual	Projected	
<u>FY21</u>	<u>FY22</u>	<u>FY23</u>
70	75	75
117%	125%	125%

Nikiski Middle - Senior High

	YEAR	PRE-K	K	1	2	3	4	5	6	7	8	9	10	11	12	TOTAL	# Change	% Change
Actual	09/10								63	49	86	63	57	33	351	-12		
	10/11								60	67	47	78	54	64	370	19	5.4%	
	11/12	*							39	60	67	61	49	65	51	392	22	5.9%
	12/13								60	42	61	64	60	41	56	384	-8	-2.0%
	13/14								54	66	51	65	60	59	42	397	13	3.4%
	14/15								57	54	61	50	66	56	55	399	2	0.5%
	15/16								49	52	48	62	48	55	50	364	-35	-8.8%
	16/17								46	55	54	56	59	43	51	364	0	0.0%
	17/18								64	44	56	51	50	50	43	358	-6	-1.6%
	18/19								55	63	47	55	47	51	41	359	1	0.3%
Projected	19/20								51	51	53	49	40	54	40	338	-21	-5.8%
	20/21								38	29	36	55	27	35	35	255	-83	-24.6%
	21/22								43	44	36	42	60	35	40	300	45	17.6%
	22/23								36	43	44	36	42	60	35	296	-4	-1.3%
	23/24								22	36	43	44	36	42	60	283	-13	-4.4%
	24/25								25	22	36	43	44	36	42	248	-35	-12.4%
25/26								30	25	22	36	43	44	36	236	-12	-4.8%	



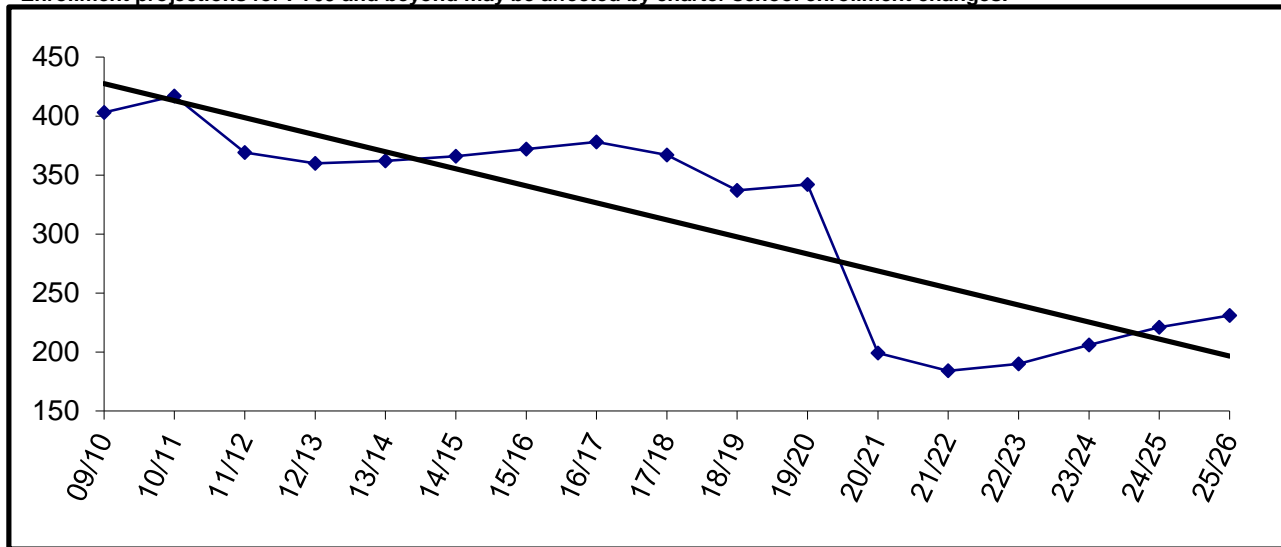
Building Capacity	600	
# enrolled and % of capacity		
	Actual	Projected
	<u>FY21</u>	<u>FY22</u> <u>FY23</u>
	255	300 296
	43%	50% 49%

* Beginning in FY12, Grade Six will be relocated from Nikiski North Star

Nikiski North Star

	YEAR	PRE-K	K	1	2	3	4	5	6	7	8	9	10	11	12	TOTAL	# Change	% Change
Actual	09/10	28	47	59	51	60	44	60	54							403	20	
	10/11	30	53	52	58	56	57	49	62							417	14	3.5%
	11/12	*	23	63	54	54	58	55	62							369	-48	-11.5%
	12/13		23	60	56	56	55	54	56							360	-9	-2.4%
	13/14		21	54	61	58	54	53	61							362	2	0.6%
	14/15		21	69	58	60	57	52	49							366	4	1.1%
	15/16		23	59	71	56	55	58	50							372	6	1.6%
	16/17		19	62	63	70	55	52	57							378	6	1.6%
	17/18		20	47	54	60	67	58	61							367	-11	-2.9%
	18/19		22	44	41	53	63	60	54							337	-30	-8.2%
Projected	19/20		22	56	44	50	55	58	57							342	5	1.5%
	20/21		18	31	30	24	21	37	38							199	-143	-41.8%
	21/22			40	31	30	25	22	36							184	-15	-7.5%
	22/23			42	40	31	30	25	22							190	6	3.3%
	23/24			38	42	40	31	30	25							206	16	8.4%
	24/25			40	38	42	40	31	30							221	15	7.3%
25/26			40	40	38	42	40	31							231	10	4.5%	

Enrollment projections for FY09 and beyond may be affected by charter school enrollment changes.

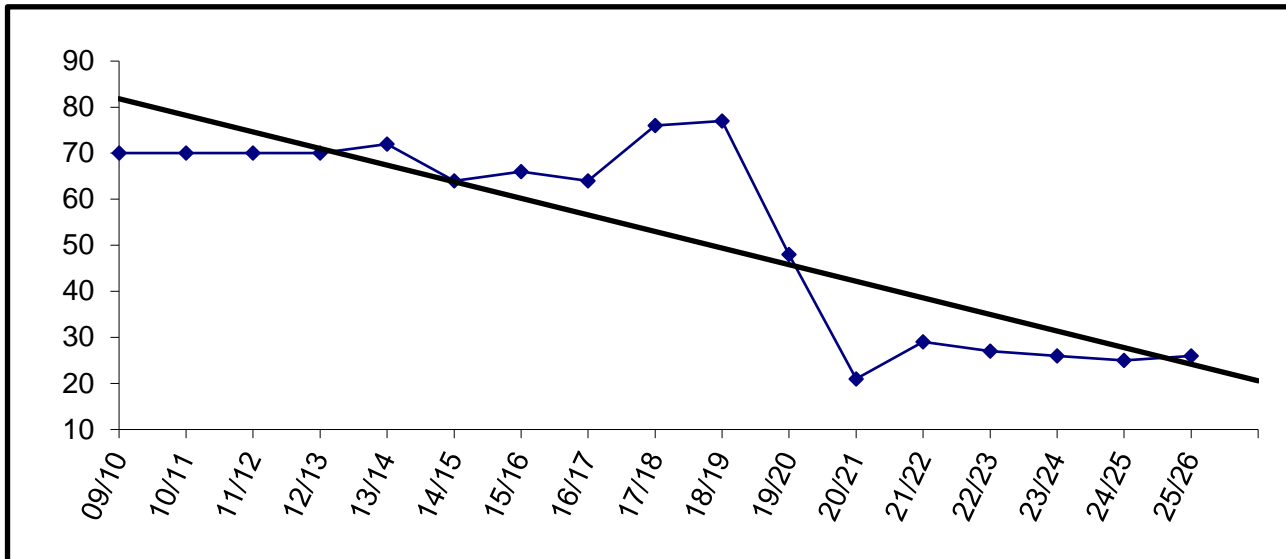


Building Capacity	430	
# enrolled and % of capacity		
	Actual	Projected
	<u>FY21</u>	<u>FY22</u> <u>FY23</u>
	199	184 190
	46%	43% 44%

* Beginning in FY12, Grade 6 will be located at Nikiski Middle - Senior High

Nikolaevsk

	YEAR	PRE-K	K	1	2	3	4	5	6	7	8	9	10	11	12	TOTAL	# Change	% Change	
Actual	09/10		10	6	7	2	9	4	8	3	5	7	2	3	4	70	-4		
	10/11		2	10	5	8	2	10	5	9	3	5	6	1	4	70	0	0.0%	
	11/12		5	2	9	7	8	2	10	3	10	4	5	5	0	70	0	0.0%	
	12/13		3	6	2	9	7	8	2	10	3	9	3	3	5	70	0	0.0%	
	13/14		4	4	4	5	10	7	8	2	9	3	8	4	4	72	2	2.9%	
	14/15		2	2	2	4	2	10	7	10	2	9	3	8	3	64	-8	-11.1%	
	15/16		3	3	3	2	4	3	3	9	7	7	3	9	3	10	66	2	3.1%
	16/17		2	5	4	4	4	3	3	2	8	8	9	3	9	4	64	-2	-3.0%
	17/18		4	5	5	6	5	4	4	4	5	10	6	11	3	8	76	12	18.8%
	18/19		4	6	6	4	8	5	5	6	4	7	10	5	10	2	77	1	1.3%
Projected	19/20		4	2	1	2	3	5	3	1	2	5	6	5	9	48	-29	-37.7%	
	20/21		0	1	1	1	1	2	1	2	0	2	2	4	4	21	-27	-56.3%	
	21/22		1	1	3	2	1	1	2	3	3	1	3	3	5	29	8	38.1%	
	22/23		3	1	1	3	2	1	1	2	3	3	1	3	3	27	-2	-6.9%	
	23/24		2	3	1	1	3	2	1	1	2	3	3	1	3	26	-1	-3.7%	
	24/25		2	2	3	1	1	3	2	1	1	2	3	3	1	25	-1	-3.8%	
25/26		2	2	2	3	1	1	1	3	2	1	1	2	3	3	26	1	4.0%	

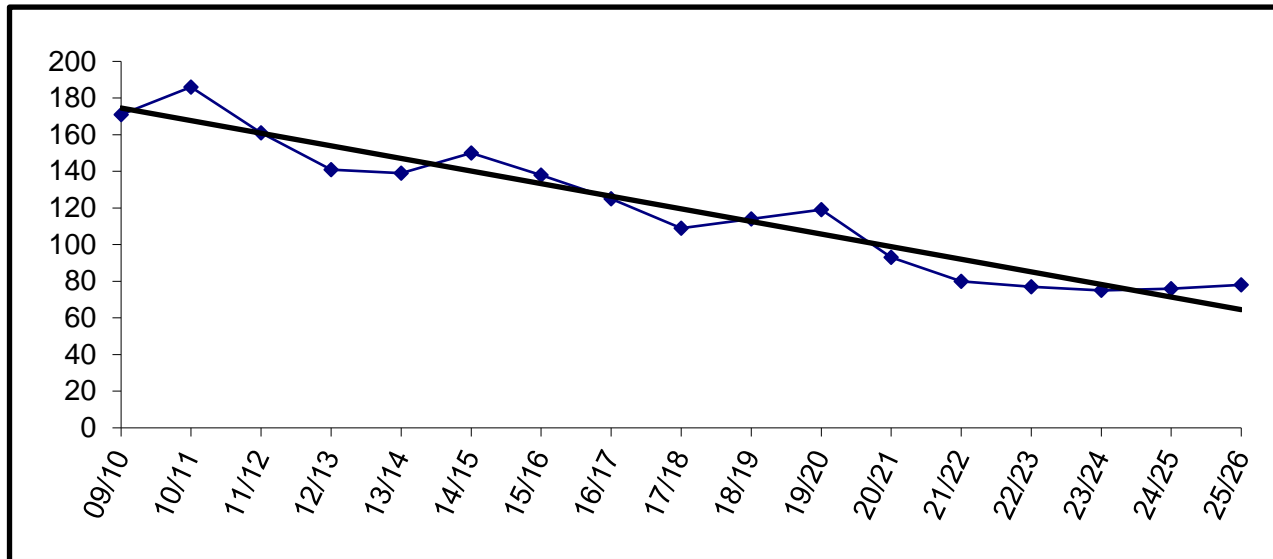


Building Capacity	175	
# enrolled and % of capacity		
Actual	Projected	
<u>FY21</u>	<u>FY22</u>	<u>FY23</u>
21	29	27
12%	17%	15%

Ninilchik

YEAR	PRE-K	K	1	2	3	4	5	6	7	8	9	10	11	12	TOTAL	# Change	% Change
09/10		16	8	16	10	13	17	17	7	12	14	14	13	14	171	7	
10/11	2	12	17	9	19	11	15	20	16	9	16	14	14	12	186	15	8.8%
11/12	1	8	11	15	7	15	12	11	17	16	12	12	11	13	161	-25	-13.4%
12/13		7	8	11	13	9	14	11	10	13	18	10	9	8	141	-20	-12.4%
13/14	1	13	8	8	12	14	9	8	10	11	14	17	9	5	139	-2	-1.4%
14/15		6	12	9	6	12	14	13	12	14	13	15	15	9	150	11	7.9%
15/16		6	9	11	8	7	13	16	11	12	11	9	13	12	138	-12	-8.0%
16/17	6	5	8	7	7	9	4	12	11	11	15	8	10	12	125	-13	-9.4%
17/18	9	4	2	11	7	9	6	9	7	11	9	10	7	8	109	-16	-12.8%
18/19	8	11	6	3	12	7	9	8	7	6	10	12	9	6	114	5	4.6%
19/20	9	5	10	7	3	15	8	8	8	7	8	10	12	9	119	5	4.4%
20/21	9	5	3	4	5	4	10	10	4	6	6	9	9	9	93	-26	-21.8%
21/22		9	5	3	4	4	4	10	8	4	5	6	9	9	80	-13	-14.0%
22/23		6	9	5	3	4	4	4	10	8	4	5	6	9	77	-3	-3.8%
23/24		7	6	9	5	3	4	4	4	10	8	4	5	6	75	-2	-2.6%
24/25		7	7	6	9	5	3	4	4	4	10	8	4	5	76	1	1.3%
25/26		7	7	7	6	9	5	3	4	4	4	10	8	4	78	2	2.6%

Actual
Projected

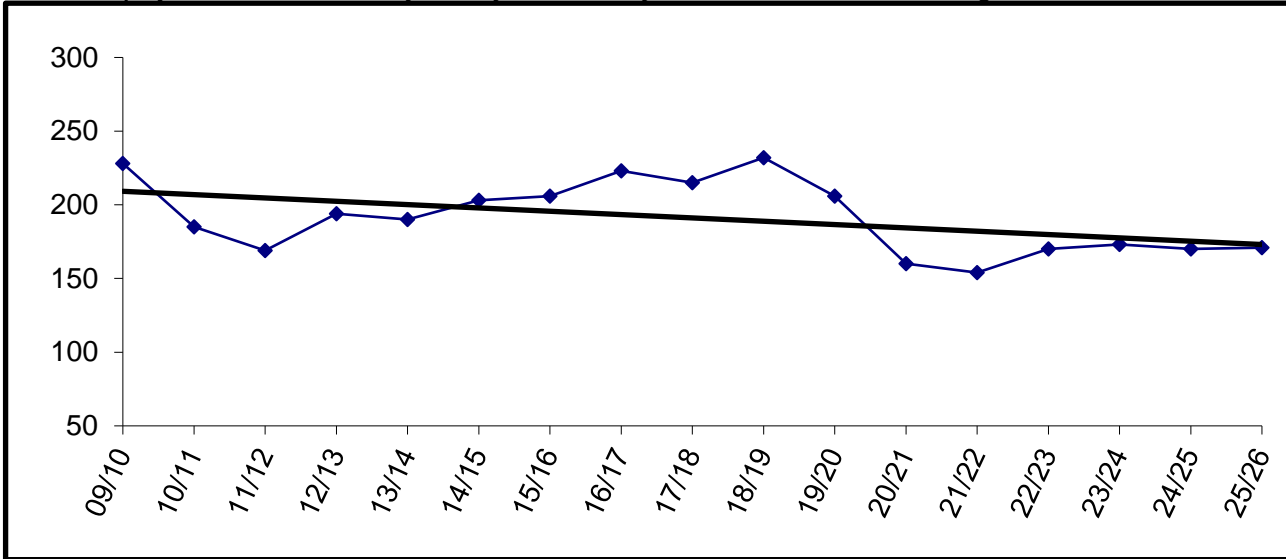


Building Capacity	300	
# enrolled and % of capacity		
Actual	Projected	
<u>FY21</u>	<u>FY22</u>	<u>FY23</u>
93	80	77
31%	27%	26%

Paul Banks

	YEAR	PRE-K	K	1	2	3	4	5	6	7	8	9	10	11	12	TOTAL	# Change	% Change
Actual	09/10	9	74	62	83											228	15	
	10/11	14	58	63	50											185	-43	-18.9%
	11/12	8	49	50	62											169	-16	-8.6%
	12/13	23	55	57	59											194	25	14.8%
	13/14	27	55	52	56											190	-4	-2.1%
	14/15	27	74	53	49											203	13	6.8%
	15/16	28	49	71	58											206	3	1.5%
	16/17	30	62	53	78											223	17	8.3%
	17/18	33	60	66	56											215	-8	-3.6%
	18/19	31	67	65	69											232	17	7.9%
Projected	19/20	31	56	58	61											206	-26	-11.2%
	20/21	24	50	37	49											160	-46	-22.3%
	21/22		61	53	40											154	-6	-3.8%
	22/23		56	61	53											170	16	10.4%
	23/24		56	56	61											173	3	1.8%
	24/25		58	56	56											170	-3	-1.7%
	25/26		57	58	56										171	1	0.6%	

Enrollment projections for FY09 and beyond may be affected by charter school enrollment changes.

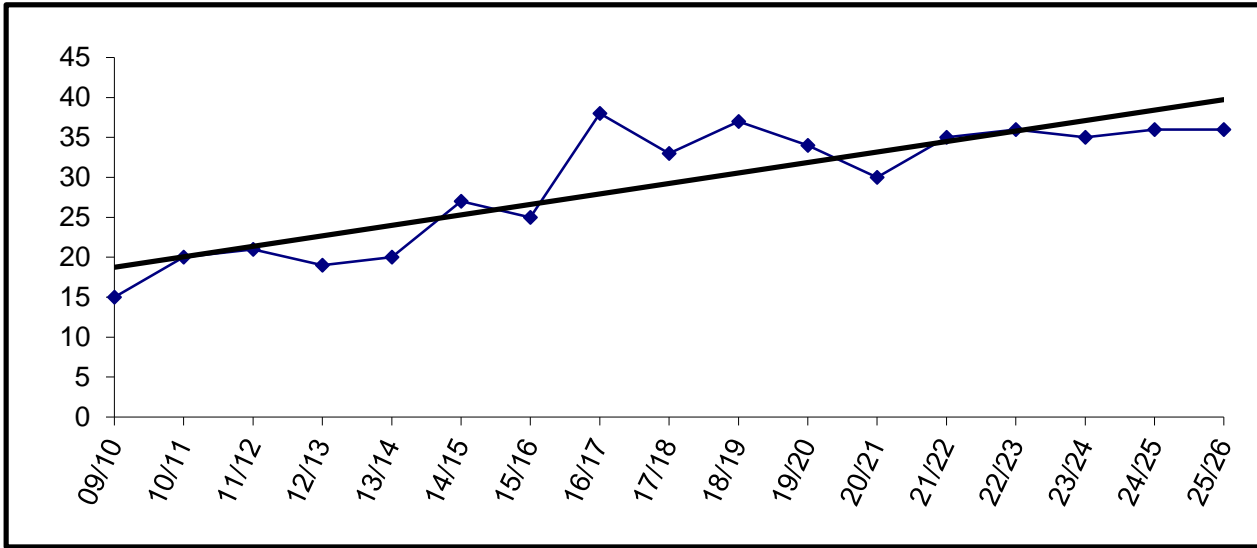


Building Capacity	270	
# enrolled and % of capacity		
Actual	Projected	
<u>FY21</u>	<u>FY22</u>	<u>FY23</u>
160	154	170
59%	57%	63%

Port Graham

YEAR	PRE-K	K	1	2	3	4	5	6	7	8	9	10	11	12	TOTAL	# Change	% Change
09/10		1	1	1	2	1	2	0	1	1	1	3	1	0	15	-5	
10/11		4	1	1	1	2	1	2	1	1	2	1	2	1	20	5	33.3%
11/12		2	4	2	1	1	2	1	2	1	0	1	1	3	21	1	5.0%
12/13		3	1	3	1	1	1	1	1	2	1	1	2	1	19	-2	-9.5%
13/14		4	3	1	3	1	1	1	1	1	2	1	0	1	20	1	5.3%
14/15		3	5	3	2	4	2	2	1	1	2	1	0	1	27	7	35.0%
15/16		4	2	3	2	2	3	2	1	1	1	2	1	1	25	-2	-7.4%
16/17	1	3	4	4	4	3	2	4	2	2	1	2	3	3	38	13	52.0%
17/18		1	3	4	3	3	3	3	4	2	2	2	1	2	33	-5	-13.2%
18/19		7	1	3	4	3	3	3	2	3	2	2	3	1	37	4	12.1%
19/20		3	4	1	3	4	3	2	3	1	3	2	2	3	34	-3	-8.1%
20/21		4	1	4	1	3	3	1	3	2	1	3	2	2	30	-4	-11.8%
21/22		1	4	2	4	1	3	4	3	3	3	1	4	2	35	5	16.7%
22/23		3	1	4	2	4	1	3	4	3	3	3	1	4	36	1	2.9%
23/24		3	3	1	4	2	4	1	3	4	3	3	3	1	35	-1	-2.8%
24/25		2	3	3	1	4	2	4	1	3	4	3	3	3	36	1	2.9%
25/26		3	2	3	3	1	4	2	4	1	3	4	3	3	36	0	0.0%

Actual
Projected

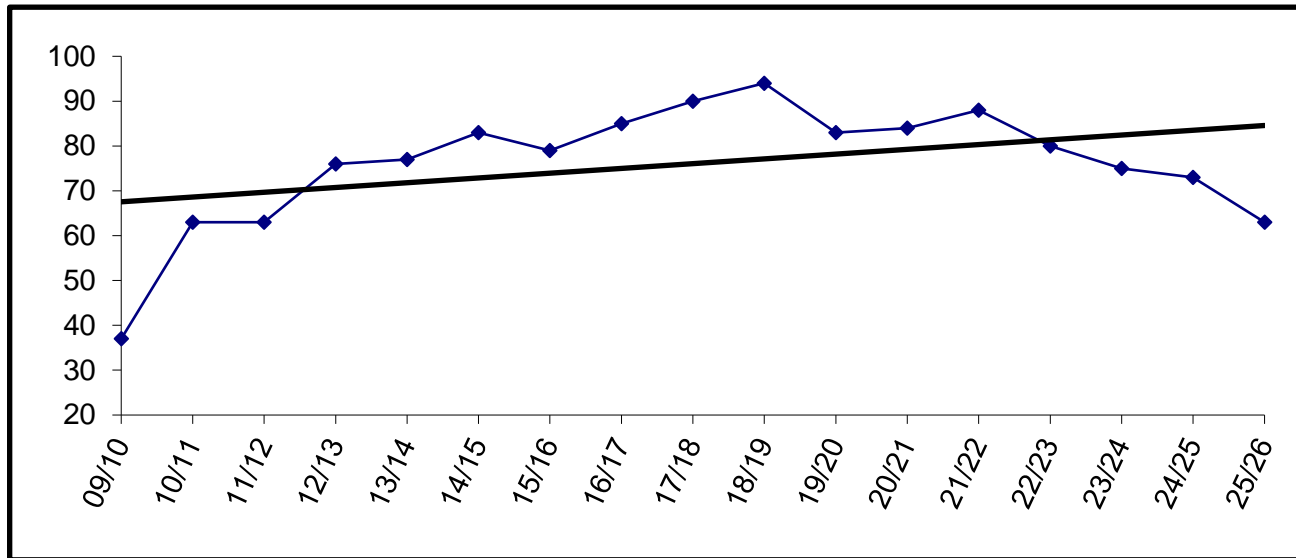


Building Capacity	50	
# enrolled and % of capacity		
Actual	Projected	
<u>FY21</u>	<u>FY22</u>	<u>FY23</u>
30	35	36
60%	70%	72%

Razdolna

YEAR	PRE-K	K	1	2	3	4	5	6	7	8	9	10	11	12	TOTAL	# Change	% Change
09/10		9	7	5	6	2	3	5	0	0	0	0	0	0	37	-12	
10/11		7	10	8	5	8	2	4	6	3	6	2	1	1	63	26	70.3%
11/12		4	9	10	8	5	9	1	4	5	5	2	1	0	63	0	0.0%
12/13		14	4	9	10	8	5	9	1	5	3	4	3	1	76	13	20.6%
13/14		3	15	4	9	10	8	5	9	1	4	5	4	0	77	1	1.3%
14/15		7	4	14	4	9	10	8	5	9	1	4	4	4	83	6	7.8%
15/16		6	7	4	14	4	9	9	7	4	9	0	3	3	79	-4	-4.8%
16/17		9	7	7	4	13	5	9	11	7	4	8	0	1	85	6	7.6%
17/18	1	5	9	7	8	4	13	5	9	11	7	4	7	0	90	5	5.9%
18/19		7	5	9	8	7	2	14	4	10	12	8	3	5	94	4	4.4%
19/20		5	6	4	9	5	8	2	13	4	10	11	4	2	83	-11	-11.7%
20/21		7	5	6	4	9	5	8	3	13	4	7	10	3	84	1	1.2%
21/22		0	7	5	6	4	9	6	8	3	14	5	9	12	88	4	4.8%
22/23		4	0	7	5	6	4	9	6	8	3	14	5	9	80	-8	-9.1%
23/24		4	4	0	7	5	6	4	9	6	8	3	14	5	75	-5	-6.3%
24/25		3	4	4	0	7	5	6	4	9	6	8	3	14	73	-2	-2.7%
25/26		4	3	4	4	0	7	5	6	4	9	6	8	3	63	-10	-13.7%

Actual
Projected



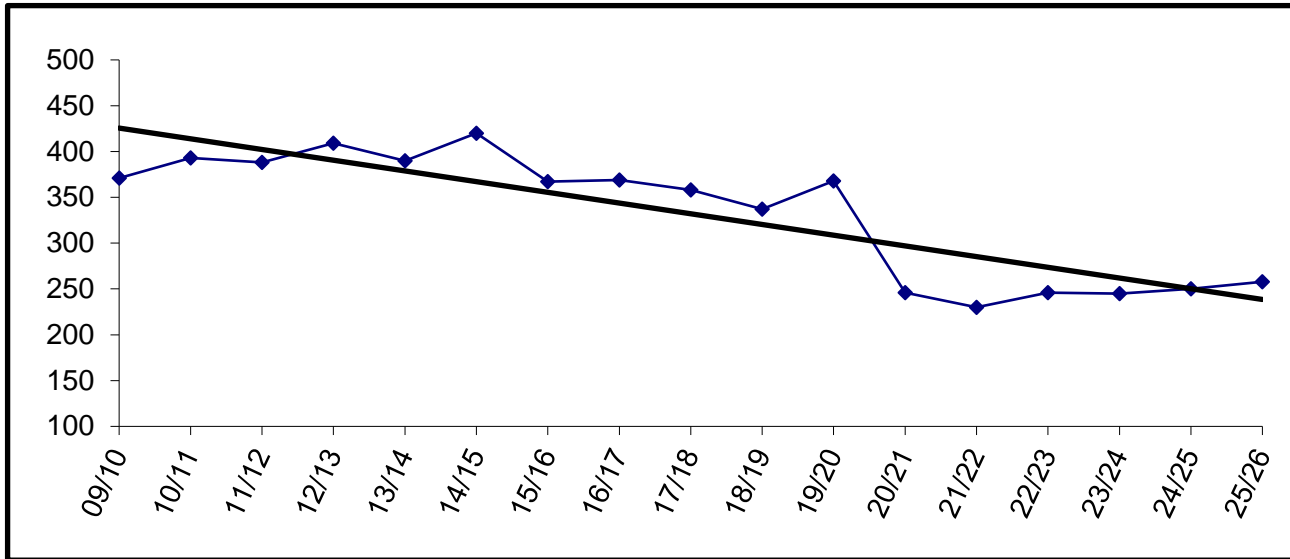
Building Capacity	50	
# enrolled and % of capacity		
Actual	Projected	
<u>FY21</u>	<u>FY22</u>	<u>FY23</u>
84	88	80
168%	176%	160%

Redoubt

YEAR	PRE-K	K	1	2	3	4	5	6	7	8	9	10	11	12	TOTAL	# Change	% Change
09/10		50	50	50	53	47	74	47							371	-7	
10/11	19	47	55	53	53	50	44	72							393	22	5.9%
11/12	20	58	50	58	56	46	52	48							388	-5	-1.3%
12/13	24	48	55	58	57	64	52	51							409	21	5.4%
13/14	19	55	38	50	59	52	64	53							390	-19	-4.6%
14/15	20	43	54	49	54	63	61	76							420	30	7.7%
15/16	20	36	42	52	52	46	61	58							367	-53	-12.6%
16/17	22	47	43	47	48	51	46	65							369	2	0.5%
17/18	20	55	49	44	43	48	53	46							358	-11	-3.0%
18/19	18	39	49	51	40	46	48	46							337	-21	-5.9%
19/20	20	48	38	56	57	44	54	51							368	31	9.2%
20/21	17	28	31	32	35	38	24	41							246	-122	-33.2%
21/22		43	28	31	31	35	38	24							230	-16	-6.5%
22/23		40	43	28	31	31	35	38							246	16	7.0%
23/24		37	40	43	28	31	31	35							245	-1	-0.4%
24/25		40	37	40	43	28	31	31							250	5	2.0%
25/26		39	40	37	40	43	28	31							258	8	3.2%

Actual
Projected

Enrollment projections for FY09 and beyond may be affected by charter school enrollment changes.

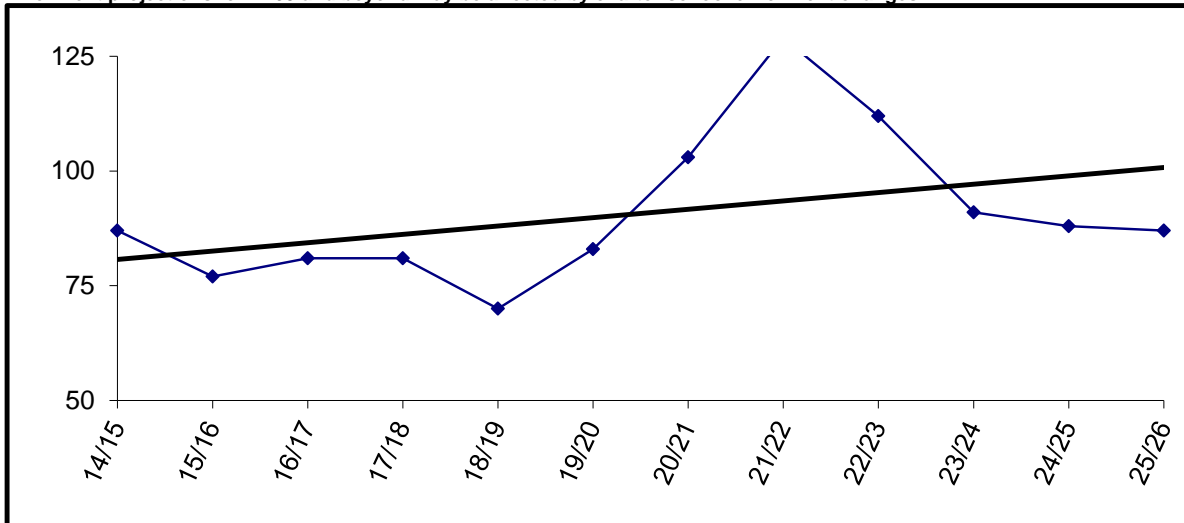


Building Capacity	400	
# enrolled and % of capacity		
	Actual	Projected
	<u>FY21</u>	<u>FY22</u> <u>FY23</u>
	246	230 246
	62%	58% 62%

River City Academy

	YEAR	PRE-K	K	1	2	3	4	5	6	7	8	9	10	11	12	TOTAL	# Change	% Change
Actual	09/10									8	13	5	13	9	8	56	19	
	10/11									9	13	13	14	9	6	64	8	14.3%
	11/12									15	15	16	15	8	4	73	9	14.1%
	12/13									10	20	18	13	8	7	76	3	4.1%
	13/14									16	11	14	11	10	8	70	-6	-7.9%
	14/15									11	23	12	13	14	14	87	17	24.3%
	15/16									9	12	21	9	14	12	77	-10	-11.5%
	16/17									13	11	16	20	7	14	81	4	5.2%
	17/18									12	12	16	15	17	9	81	0	0.0%
	18/19									12	10	10	15	10	13	70	-11	-13.6%
Projected	19/20									14	17	20	12	11	9	83	13	18.6%
	20/21									17	13	17	23	18	15	103	20	24.1%
	21/22									15	16	15	17	35	31	129	26	25.2%
	22/23									14	15	16	15	17	35	112	-17	-13.2%
	23/24									14	14	15	16	15	17	91	-21	-18.8%
	24/25									14	14	14	15	16	15	88	-3	-3.3%
	25/26									14	14	14	14	15	16	87	-1	-1.1%

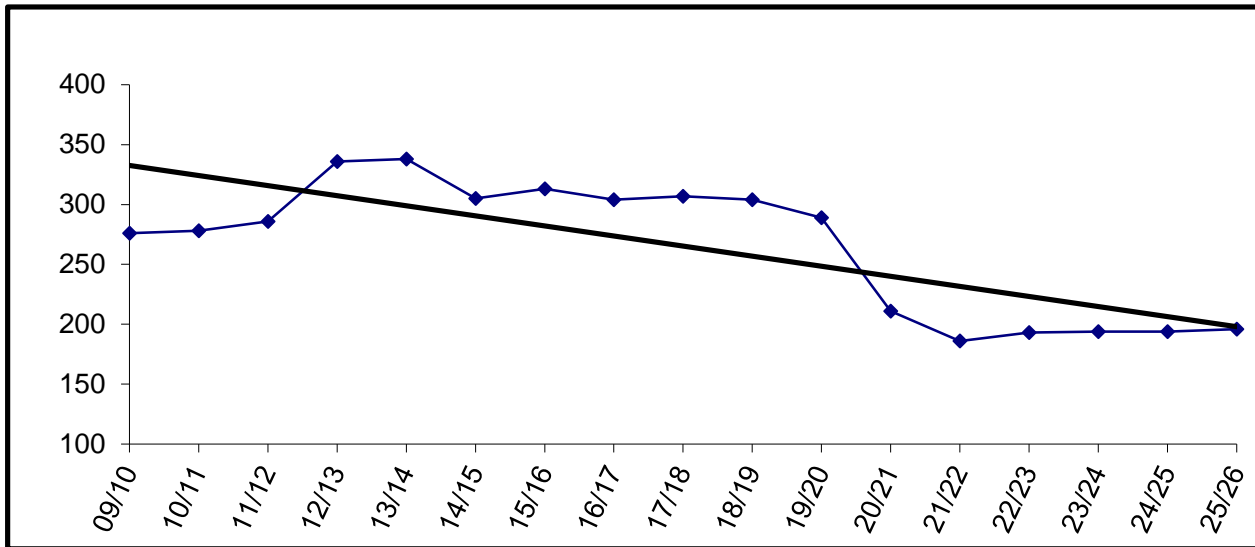
Enrollment projections for FY09 and beyond may be affected by charter school enrollment changes.



River City Academy will be housed at at Skyview Middle.

Seward Elementary

	YEAR	PRE-K	K	1	2	3	4	5	6	7	8	9	10	11	12	TOTAL	# Change	% Change
Actual	09/10	1	43	49	43	34	33	37	36							276	12	
	10/11	8	33	43	48	42	32	35	37							278	2	0.7%
	11/12	7	46	30	47	44	41	36	35							286	8	2.9%
	12/13	30	61	47	34	40	49	42	33							336	50	17.5%
	13/14	27	52	56	52	29	41	47	34							338	2	0.6%
	14/15	23	47	53	55	52	31	44								305	-33	-9.8%
	15/16	30	46	51	54	58	48	26								313	8	2.6%
	16/17	25	34	49	48	47	53	48								304	-9	-2.9%
	17/18	27	54	35	49	46	47	49								307	3	1.0%
	18/19	27	41	55	33	50	50	48								304	-3	-1.0%
Projected	19/20	31	39	37	48	35	47	52								289	-15	-4.9%
	20/21	15	34	31	32	32	27	40								211	-78	-27.0%
	21/22		30	34	31	32	32	27								186	-25	-11.8%
	22/23		34	30	34	31	32	32								193	7	3.8%
	23/24		33	34	30	34	31	32								194	1	0.5%
	24/25		32	33	34	30	34	31								194	0	0.0%
25/26		33	32	33	34	30	34								196	2	1.0%	



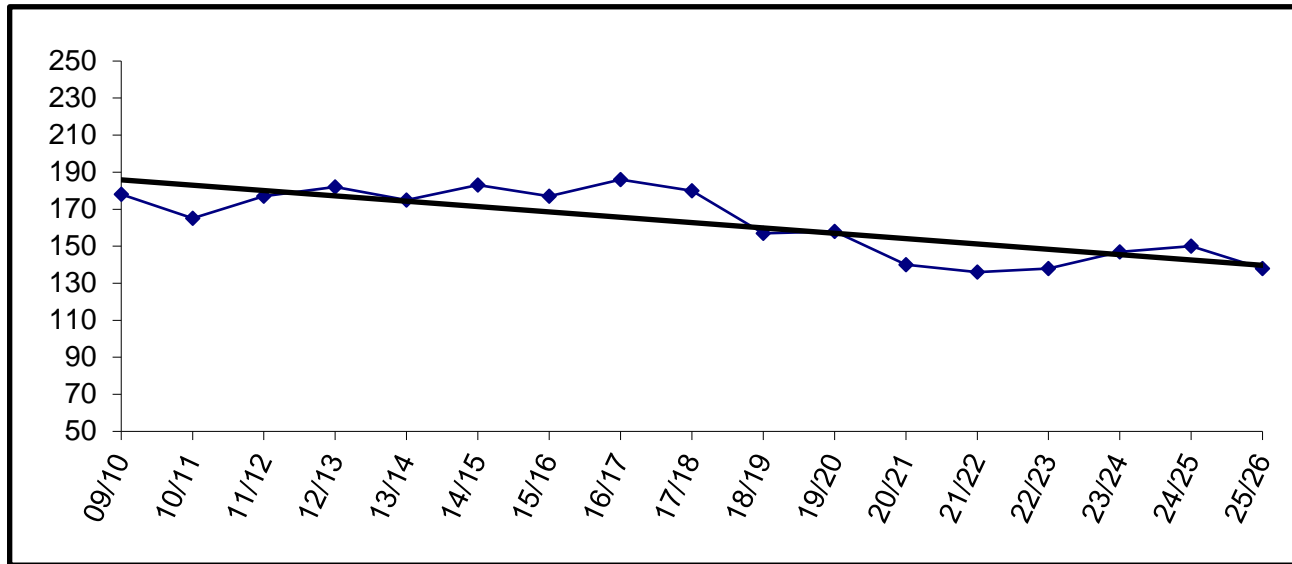
Building Capacity	450	
# enrolled and % of capacity		
Actual	Projected	
<u>FY21</u>	<u>FY22</u>	<u>FY23</u>
211	186	193
47%	41%	43%

* Beginning in FY15, Grade 6 will be located at Seward Middle School.

Seward High

YEAR	PRE-K	K	1	2	3	4	5	6	7	8	9	10	11	12	TOTAL	# Change	% Change
09/10											41	45	48	44	178	-9	
10/11											43	39	41	42	165	-13	-7.3%
11/12											50	42	42	43	177	12	7.3%
12/13											42	51	42	47	182	5	2.8%
13/14											38	45	54	38	175	-7	-3.8%
14/15											48	42	40	53	183	8	4.6%
15/16											42	47	44	44	177	-6	-3.3%
16/17											52	43	45	46	186	9	5.1%
17/18											47	45	45	43	180	-6	-3.2%
18/19											35	46	42	34	157	-23	-12.8%
19/20											36	37	46	39	158	1	0.6%
20/21											36	26	32	46	140	-18	-11.4%
21/22											39	37	28	32	136	-4	-2.9%
22/23											34	39	37	28	138	2	1.5%
23/24											37	34	39	37	147	9	6.5%
24/25											40	37	34	39	150	3	2.0%
25/26											27	40	37	34	138	-12	-8.0%

Actual
Projected

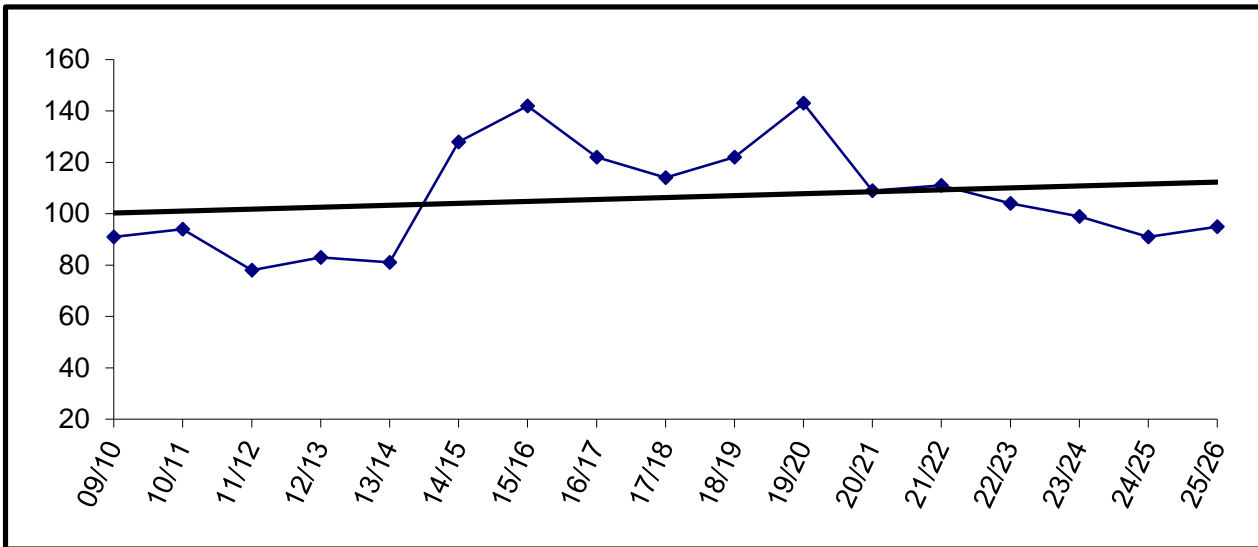


Building Capacity	400	
# enrolled and % of capacity		
Actual	Projected	
<u>FY21</u>	<u>FY22</u>	<u>FY23</u>
140	136	138
35%	34%	35%

Seward Middle

YEAR	PRE-K	K	1	2	3	4	5	6	7	8	9	10	11	12	TOTAL	# Change	% Change
09/10									50	41					91	2	
10/11									45	49					94	3	3.3%
11/12									38	40					78	-16	-17.0%
12/13									43	40					83	5	6.4%
13/14									36	45					81	-2	-2.4%
14/15								54	36	38					128	47	58.0%
15/16								46	47	49					142	14	10.9%
16/17								34	42	46					122	-20	-14.1%
17/18								40	36	38					114	-8	-6.6%
18/19								51	37	34					122	8	7.0%
19/20								46	56	41					143	21	17.2%
20/21								37	33	39					109	-34	-23.8%
21/22								40	37	34					111	2	1.8%
22/23								27	40	37					104	-7	-6.3%
23/24								32	27	40					99	-5	-4.8%
24/25								32	32	27					91	-8	-8.1%
25/26								31	32	32					95	4	4.4%

Actual
Projected



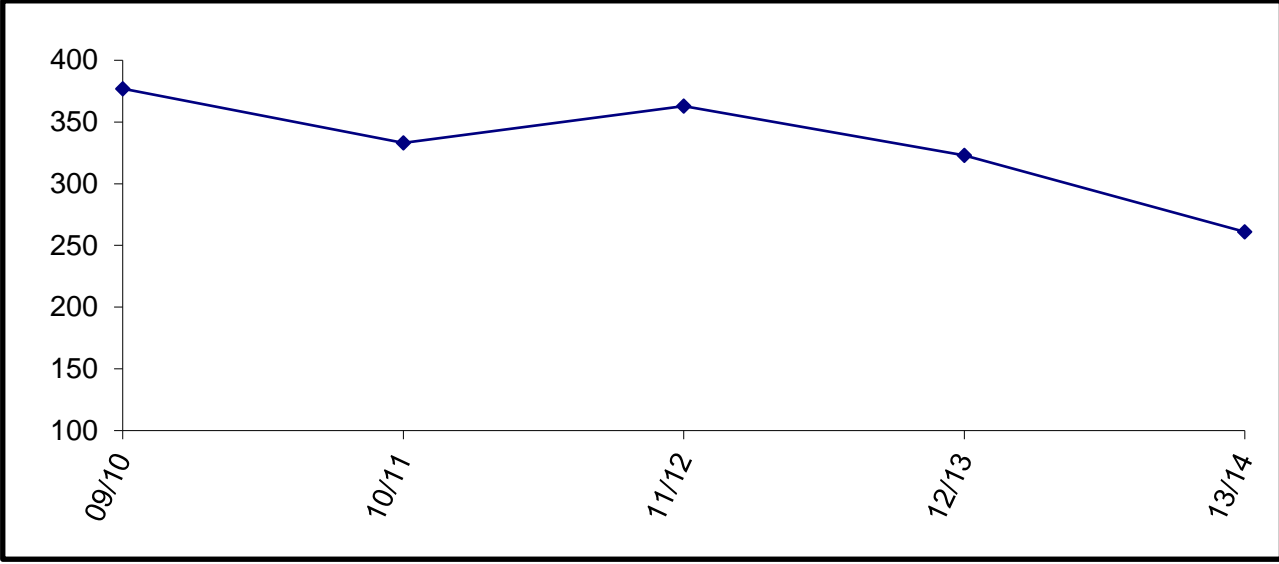
Building Capacity	140	
# enrolled and % of capacity		
Actual	Projected	
<u>FY21</u>	<u>FY22</u>	<u>FY23</u>
109	111	104
78%	79%	74%

* Beginning in FY15, Grade 6 will be located at Seward Middle School.

Skyview

YEAR	PRE-K	K	1	2	3	4	5	6	7	8	9	10	11	12	TOTAL	# Change	% Change
09/10											96	116	77	88	377	-73	
10/11											87	82	97	67	333	-44	-11.7%
11/12											95	85	88	95	363	30	9.0%
12/13											68	94	87	74	323	-40	-11.0%
13/14											54	61	77	69	261	-62	-19.2%
14/15																	
15/16																	
16/17																	
17/18																	
18/19																	
19/20																	
20/21																	
21/22																	
22/23																	
23/24																	
24/25																	
25/26																	

Actual
Projected

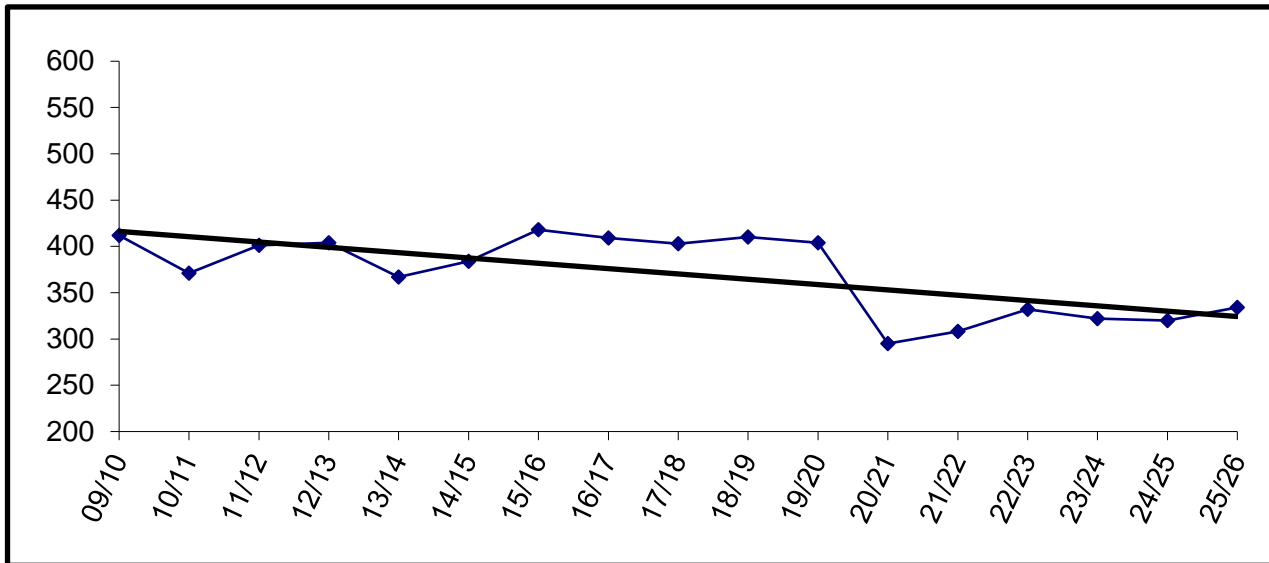


Skyview High School closed in FY14

Skyview Middle

YEAR	PRE-K	K	1	2	3	4	5	6	7	8	9	10	11	12	TOTAL	#	Change	% Change
09/10									210	202					412	-31		
10/11									176	195					371	-41	-10.0%	
11/12									217	184					401	30	8.1%	
12/13									190	214					404	3	0.7%	
13/14									179	188					367	-37	-9.2%	
14/15									199	185					384	17	4.6%	
15/16									212	206					418	34	8.9%	
16/17									204	205					409	-9	-2.2%	
17/18									204	199					403	-6	-1.5%	
18/19									224	186					410	7	1.7%	
19/20									194	210					404	-6	-1.5%	
20/21									143	152					295	-109	-27.0%	
21/22									165	143					308	13	4.4%	
22/23									167	165					332	24	7.8%	
23/24									155	167					322	-10	-3.0%	
24/25									165	155					320	-2	-0.6%	
25/26									169	165					334	14	4.4%	

Actual
Projected



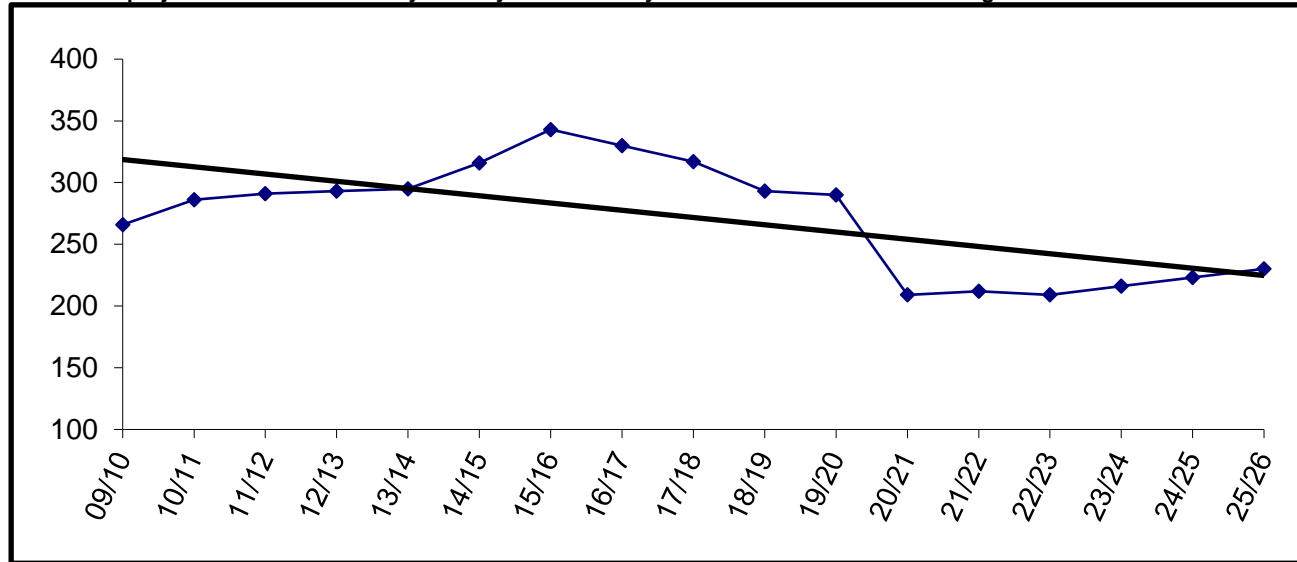
Building Capacity	600	
# enrolled and % of capacity		
Actual	Projected	
<u>FY21*</u>	<u>FY22*</u>	<u>FY23*</u>
398	437	444
66%	73%	74%

*Number Enrolled includes students at Skyview Middle and River City Academy

Soldotna Elementary

YEAR	PRE-K	K	1	2	3	4	5	6	7	8	9	10	11	12	TOTAL	# Change	% Change
09/10	29	39	43	35	26	39	24	31							266	-9	
10/11	45	42	38	40	35	28	32	26							286	20	7.5%
11/12	31	48	39	42	38	34	26	33							291	5	1.7%
12/13	37	41	42	35	40	33	34	31							293	2	0.7%
13/14	35	42	35	42	34	42	31	34							295	2	0.7%
14/15	34	52	37	40	46	36	37	34							316	21	7.1%
15/16	45	42	43	40	37	52	45	39							343	27	8.5%
16/17	44	33	36	45	45	35	49	43							330	-13	-3.8%
17/18	39	42	33	39	43	41	34	46							317	-13	-3.9%
18/19	35	29	36	32	36	46	42	37							293	-24	-7.6%
19/20	38	37	32	33	34	37	40	39							290	-3	-1.0%
20/21	35	26	26	21	22	20	31	28							209	-81	-27.9%
21/22		36	31	31	26	27	25	36							212	3	1.4%
22/23		33	36	31	31	26	27	25							209	-3	-1.4%
23/24		32	33	36	31	31	26	27							216	7	3.3%
24/25		34	32	33	36	31	31	26							223	7	3.2%
25/26		33	34	32	33	36	31	31							230	7	3.1%

Enrollment projections for FY09 and beyond may be affected by charter school enrollment changes.



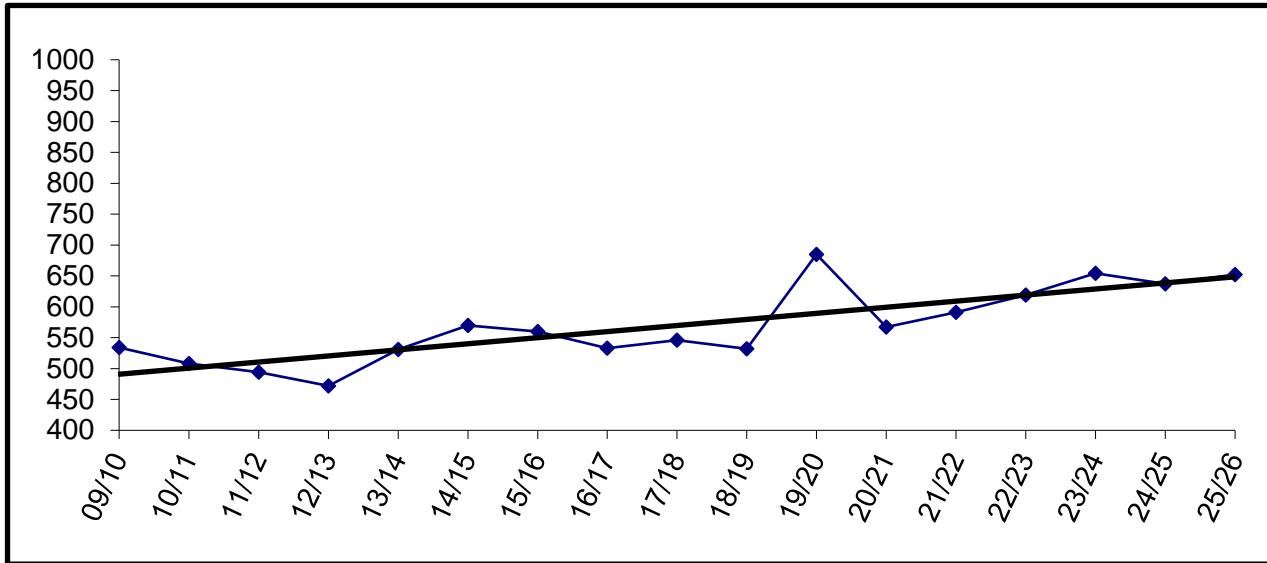
Building Capacity	470	
# enrolled and % of capacity		
Actual FY21*	Projected FY22*	Projected FY23*
365	377	374
78%	80%	80%

*Number Enrolled includes students at Soldotna Elementary and Soldotna Montessorri

Soldotna High

YEAR	PRE-K	K	1	2	3	4	5	6	7	8	9	10	11	12	TOTAL	# Change	% Change
09/10											140	120	127	147	534	5	
10/11											128	134	120	126	508	-26	-4.9%
11/12											132	118	123	121	494	-14	-2.8%
12/13											120	129	101	122	472	-22	-4.5%
13/14											172	123	131	105	531	59	12.5%
14/15												213	178	179	570	39	7.3%
15/16												189	202	169	560	-10	-1.8%
16/17												181	180	172	533	-27	-4.8%
17/18												205	169	172	546	13	2.4%
18/19												189	182	161	532	-14	-2.6%
19/20											184	179	171	151	685	153	28.8%
20/21											172	126	133	136	567	-118	-17.2%
21/22											150	172	132	137	591	24	4.2%
22/23											165	150	172	132	619	28	4.7%
23/24											167	165	150	172	654	35	5.7%
24/25											155	167	165	150	637	-17	-2.6%
25/26											165	155	167	165	652	15	2.4%

Actual
Projected

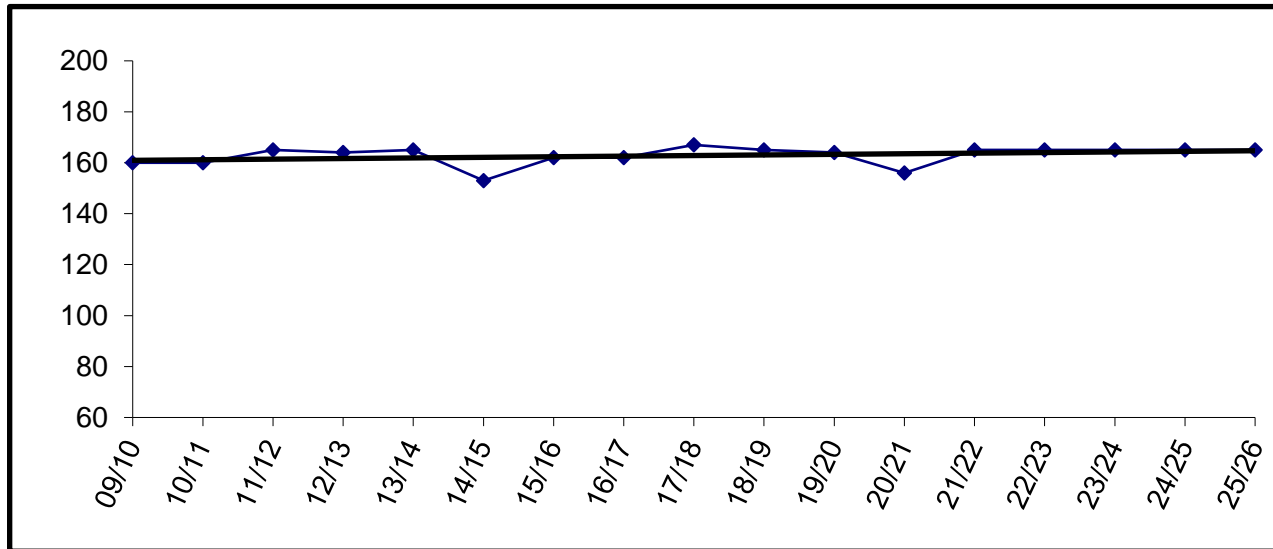


Building Capacity	800	
# enrolled and % of capacity		
Actual	Projected	
<u>FY21</u>	<u>FY22</u>	<u>FY23</u>
567	591	619
71%	74%	77%

For FY15-FY19, SoPrep housed the ninth grade class. In FY20, SoPrep closed and Soldotna High returned to a 9-12 high school.

Soldotna Montessori Charter

	YEAR	PRE-K	K	1	2	3	4	5	6	7	8	9	10	11	12	TOTAL	# Change	% Change
Actual	09/10		23	23	21	25	24	24	20							160	-1	
	10/11		23	24	23	20	23	23	24							160	0	0.0%
	11/12		23	23	24	24	23	23	25							165	5	3.1%
	12/13		23	23	24	25	26	24	19							164	-1	-0.6%
	13/14		23	24	23	23	24	27	21							165	1	0.6%
	14/15		21	21	22	21	20	23	25							153	-12	-7.3%
	15/16		23	21	23	25	23	24	23							162	9	5.9%
	16/17		23	23	22	23	25	24	22							162	0	0.0%
	17/18		23	23	27	22	25	28	19							167	5	3.1%
	18/19		21	23	23	26	23	24	25							165	-2	-1.2%
Projected	19/20		21	24	26	22	23	25	23							164	-1	-0.6%
	20/21		20	22	23	26	23	22	20							156	-8	-4.9%
	21/22		21	24	24	24	27	23	22							165	9	5.8%
	22/23		21	24	24	24	27	23	22							165	0	0.0%
	23/24		21	24	24	24	27	23	22							165	0	0.0%
	24/25		21	24	24	24	27	23	22							165	0	0.0%
25/26		21	24	24	24	27	23	22							165	0	0.0%	



Charter schools in the district are housed according to the terms of their contract. The Board may allow them to use available space in existing facilities.

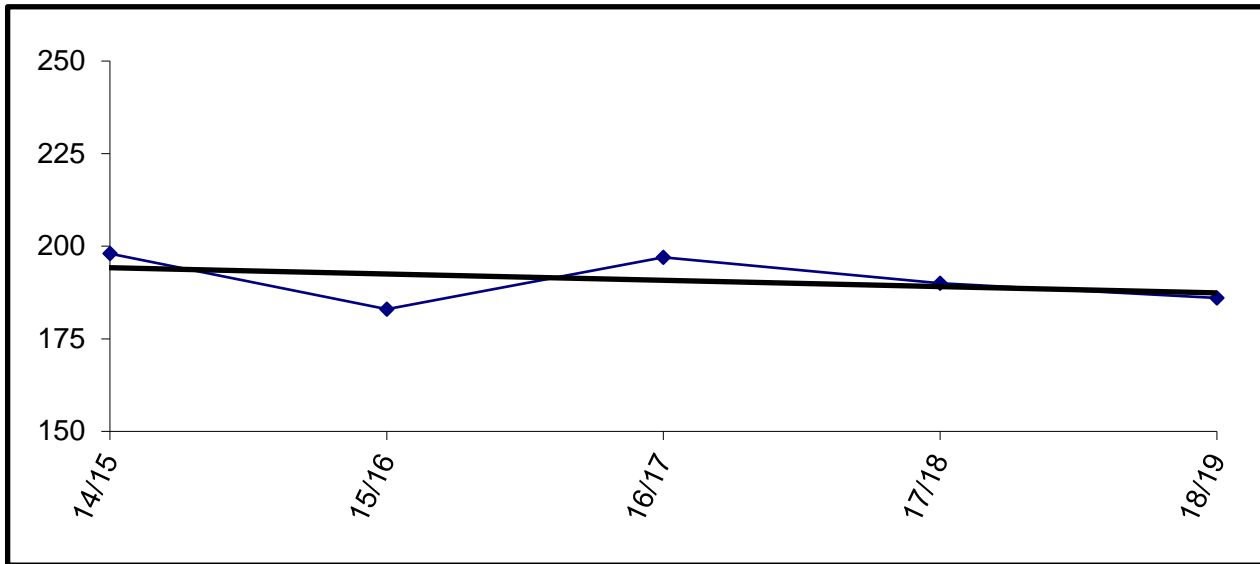
Soldotna Montessori is currently housed in Soldotna Elementary.

Enrollment for FY09 and beyond is subject to board review and approval.

Soldotna Prep

YEAR	PRE-K	K	1	2	3	4	5	6	7	8	9	10	11	12	TOTAL	# Change	% Change
09/10																	
10/11																	
11/12																	
12/13																	
13/14																	
14/15											198				198		
15/16											183				183	-15	-7.6%
16/17											197				197	14	7.7%
17/18											190				190	-7	-3.6%
18/19											186				186	-4	-2.1%
19/20																	
20/21																	
21/22																	
22/23																	
23/24																	
24/25																	
25/26																	

Actual
Projected

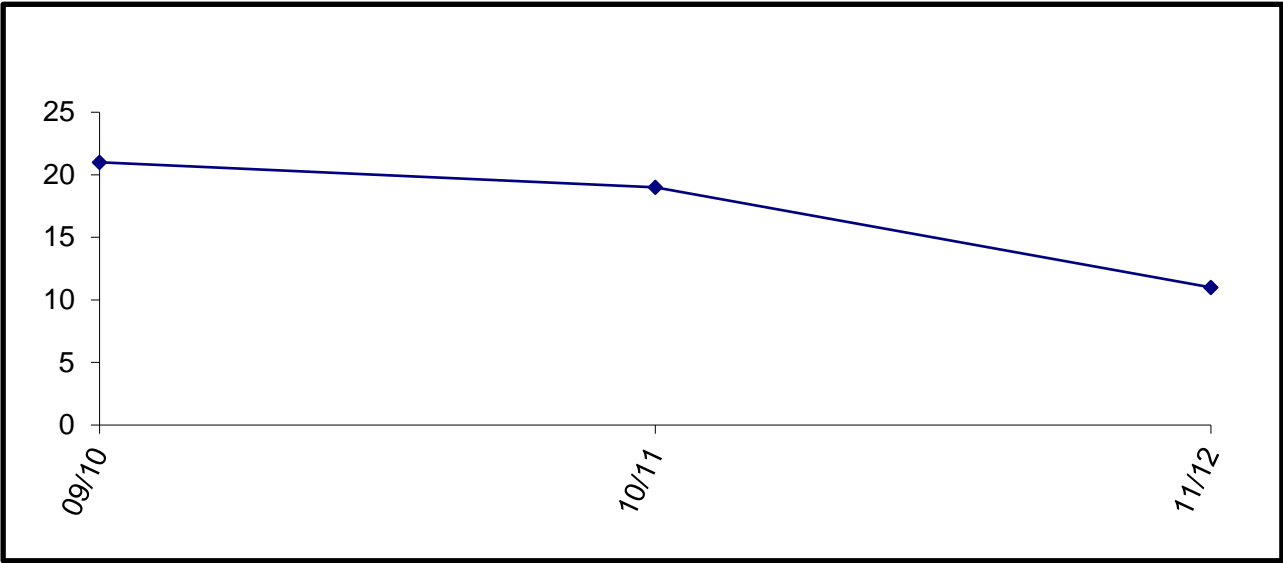


In FY20 Soldotna Prep closed.

Spring Creek

YEAR	PRE-K	K	1	2	3	4	5	6	7	8	9	10	11	12	TOTAL	# Change	% Change
09/10											3	4	10	4	21	-7	
10/11											0	3	5	11	19	-2	-9.5%
11/12											0	0	0	11	11	-8	-42.1%
12/13																	
13/14																	
14/15																	
15/16																	
16/17																	
17/18																	
18/19																	
19/20																	
20/21																	
21/22																	
22/23																	
23/24																	
24/25																	
25/26																	

Actual
Projected



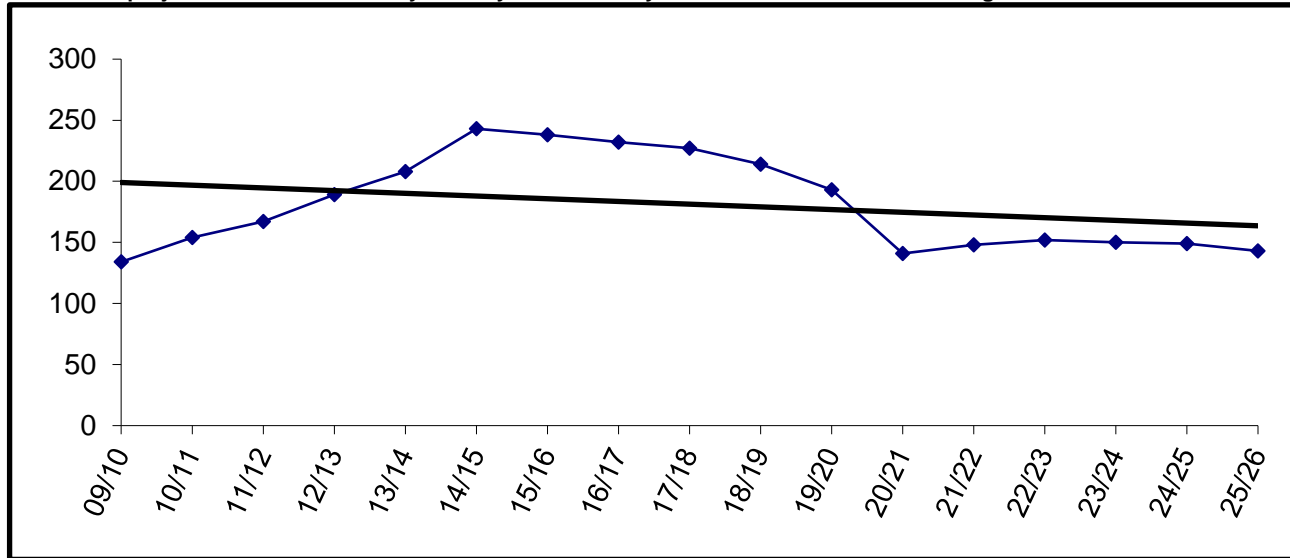
Capacity was 55 beds.

School closed in FY12 and students transferred to Anchorage School District.

Sterling Elementary

YEAR	PRE-K	K	1	2	3	4	5	6	7	8	9	10	11	12	TOTAL	# Change	% Change
09/10		13	16	22	11	25	27	20							134	-26	
10/11	4	24	16	22	23	12	25	28							154	20	14.9%
11/12	6	30	26	20	27	20	17	21							167	13	8.4%
12/13	11	28	28	25	23	33	22	19							189	22	13.2%
13/14	10	25	40	27	26	25	29	26							208	19	10.1%
14/15	9	31	31	42	36	30	34	30							243	35	16.8%
15/16	10	32	30	32	43	37	23	31							238	-5	-2.1%
16/17	19	33	29	24	27	41	37	22							232	-6	-2.5%
17/18	20	27	32	28	21	28	35	36							227	-5	-2.2%
18/19	22	31	27	34	26	20	24	30							214	-13	-5.7%
19/20	14	27	27	26	30	23	21	25							193	-21	-9.8%
20/21	11	16	20	24	19	19	16	16							141	-52	-26.9%
21/22		20	21	22	26	21	21	17							148	7	5.0%
22/23		21	20	21	22	26	21	21							152	4	2.7%
23/24		19	21	20	21	22	26	21							150	-2	-1.3%
24/25		20	19	21	20	21	22	26							149	-1	-0.7%
25/26		20	20	19	21	20	21	22							143	-6	-4.0%

Enrollment projections for FY09 and beyond may be affected by charter school enrollment changes.

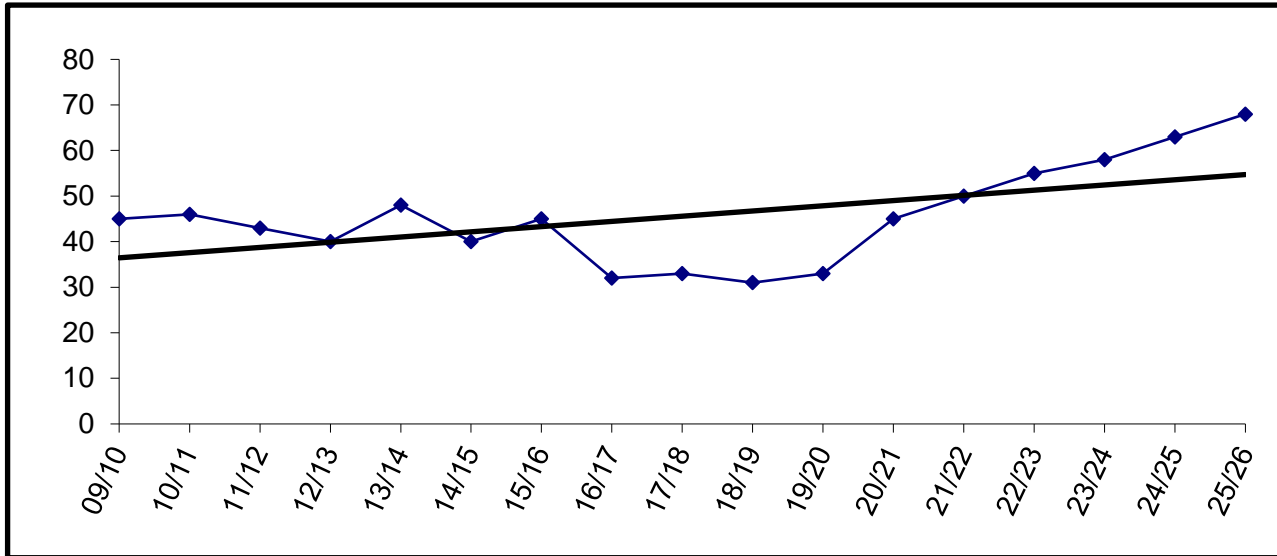


Building Capacity	270	
# enrolled and % of capacity		
Actual	Projected	
<u>FY21</u>	<u>FY22</u>	<u>FY23</u>
141	148	152
52%	55%	56%

Susan B English

YEAR	PRE-K	K	1	2	3	4	5	6	7	8	9	10	11	12	TOTAL	# Change	% Change
09/10		1	2	3	1	5	3	11	3	4	3	4	0	5	45	-14	
10/11		2	2	3	5	2	6	5	8	4	4	2	2	1	46	1	2.2%
11/12	1	3	2	3	3	5	1	6	3	8	3	4	0	1	43	-3	-6.5%
12/13		1	2	2	2	3	5	1	6	2	10	2	4	0	40	-3	-7.0%
13/14		4	1	2	2	2	3	5	1	5	4	11	4	4	48	8	20.0%
14/15		1	2	1	2	2	2	3	5	2	5	2	10	3	40	-8	-16.7%
15/16		5	3	3	1	2	3	3	3	4	2	4	4	8	45	5	12.5%
16/17		1	3	3	6	0	1	2	3	3	3	2	2	3	32	-13	-28.9%
17/18		3	1	3	5	6	0	1	3	2	3	4	1	1	33	1	3.1%
18/19		3	4	1	3	4	5	1	1	2	1	3	3	0	31	-2	-6.1%
19/20	1	5	3	2	2	1	5	4	0	2	2	1	2	3	33	2	6.5%
20/21		6	6	5	4	2	6	7	2	1	1	3	1	1	45	12	36.4%
21/22		6	6	6	5	4	2	6	7	2	1	1	3	1	50	5	11.1%
22/23		6	6	6	6	5	4	2	6	7	2	1	1	3	55	5	10.0%
23/24		6	6	6	6	6	5	4	2	6	7	2	1	1	58	3	5.5%
24/25		6	6	6	6	6	6	5	4	2	6	7	2	1	63	5	8.6%
25/26		6	6	6	6	6	6	6	5	4	2	6	7	2	68	5	7.9%

Actual
Projected

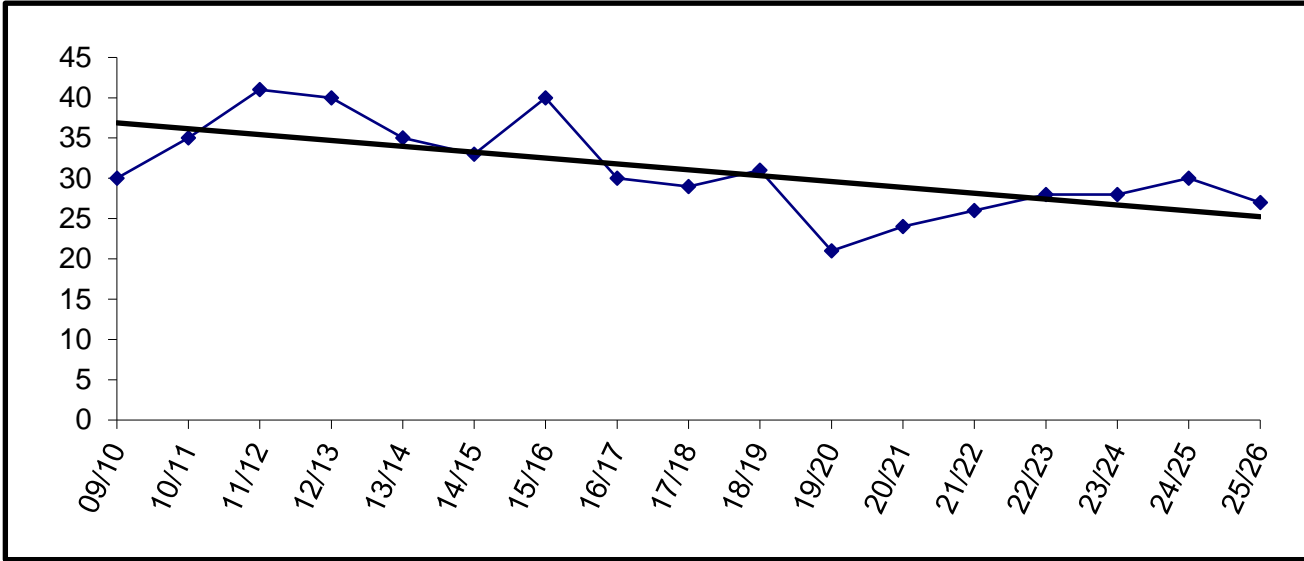


Building Capacity	200	
# enrolled and % of capacity		
Actual	Projected	
<u>FY21</u>	<u>FY22</u>	<u>FY23</u>
45	50	55
23%	25%	28%

Tebughna

YEAR	PRE-K	K	1	2	3	4	5	6	7	8	9	10	11	12	TOTAL	# Change	% Change
09/10		2	2	5	3	1	7	2	2	3	2	0	0	1	30	-6	
10/11		3	3	3	6	4	1	8	2	2	1	1	0	1	35	5	16.7%
11/12	2	0	3	3	4	6	5	1	8	3	3	1	2	0	41	6	17.1%
12/13	1	5	1	3	3	2	6	3	1	9	2	2	2	0	40	-1	-2.4%
13/14		5	4	1	3	2	2	7	2	2	4	1	1	1	35	-5	-12.5%
14/15		3	5	3	1	3	2	3	4	2	2	3	1	1	33	-2	-5.7%
15/16		1	2	5	5	1	4	3	5	5	1	1	4	3	40	7	21.2%
16/17	2	4	1	2	4	4	1	3	3	4	1	0	0	1	30	-10	-25.0%
17/18		5	1	1	1	4	6	2	2	2	2	2	0	1	29	-1	-3.3%
18/19		0	5	1	1	2	3	7	2	3	3	2	2	0	31	2	6.9%
19/20		2	1	4	0	1	1	2	4	2	1	1	1	1	21	-10	-32.3%
20/21		1	2	3	4	0	1	1	3	5	1	2	0	1	24	3	14.3%
21/22		4	1	2	2	4	0	1	1	3	5	1	2	0	26	2	8.3%
22/23		2	4	1	2	2	4	0	1	1	3	5	1	2	28	2	7.7%
23/24		2	2	4	1	2	2	4	0	1	1	3	5	1	28	0	0.0%
24/25		3	2	2	4	1	2	2	4	0	1	1	3	5	30	2	7.1%
25/26		2	3	2	2	4	1	2	2	4	0	1	1	3	27	-3	-10.0%

Actual
Projected

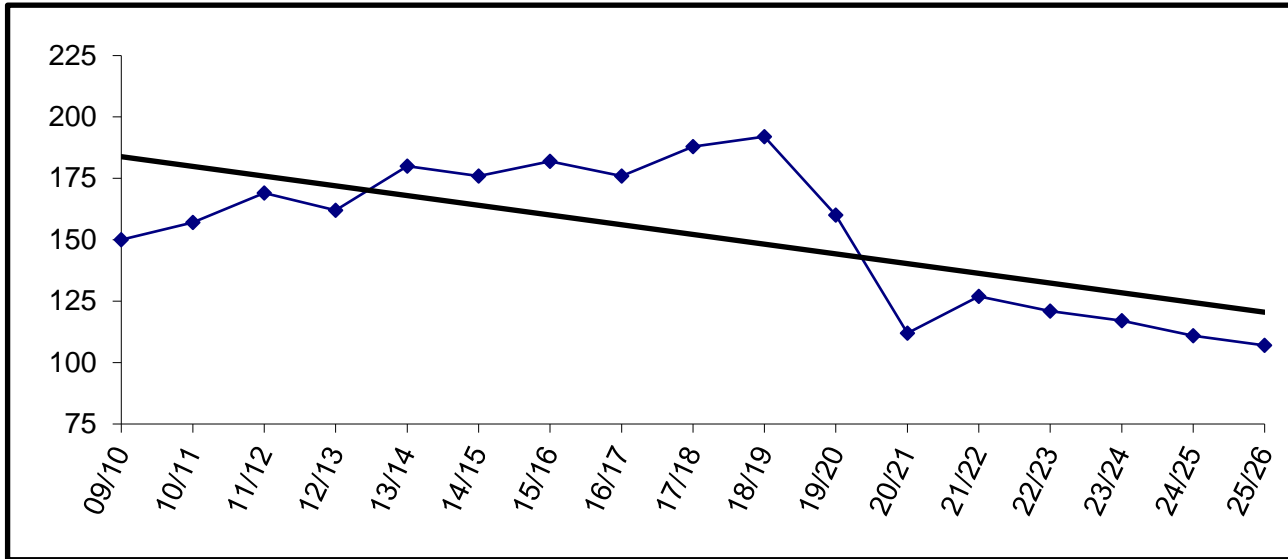


Building Capacity	125	
# enrolled and % of capacity		
Actual	Projected	
<u>FY21</u>	<u>FY22</u>	<u>FY23</u>
24	26	28
19%	21%	22%

Tustumena

YEAR	PRE-K	K	1	2	3	4	5	6	7	8	9	10	11	12	TOTAL	# Change	% Change
09/10		26	22	18	25	18	19	22							150	-4	
10/11	10	20	21	19	20	26	22	19							157	7	4.7%
11/12	10	23	27	20	20	19	29	21							169	12	7.6%
12/13	10	25	21	21	23	20	18	24							162	-7	-4.1%
13/14	12	24	29	24	21	23	25	22							180	18	11.1%
14/15	10	31	24	23	23	21	18	26							176	-4	-2.2%
15/16	11	19	36	23	24	27	24	18							182	6	3.4%
16/17	9	17	24	34	23	29	22	18							176	-6	-3.3%
17/18	11	23	19	22	33	27	27	26							188	12	6.8%
18/19	10	23	25	22	25	33	21	33							192	4	2.1%
19/20	16	13	18	22	16	25	31	19							160	-32	-16.7%
20/21	10	14	12	12	14	10	13	27							112	-48	-30.0%
21/22		15	18	18	18	20	18	20							127	15	13.4%
22/23		14	15	18	18	18	20	18							121	-6	-4.7%
23/24		14	14	15	18	18	18	20							117	-4	-3.3%
24/25		14	14	14	15	18	18	18							111	-6	-5.1%
25/26		14	14	14	14	15	18	18							107	-4	-3.6%

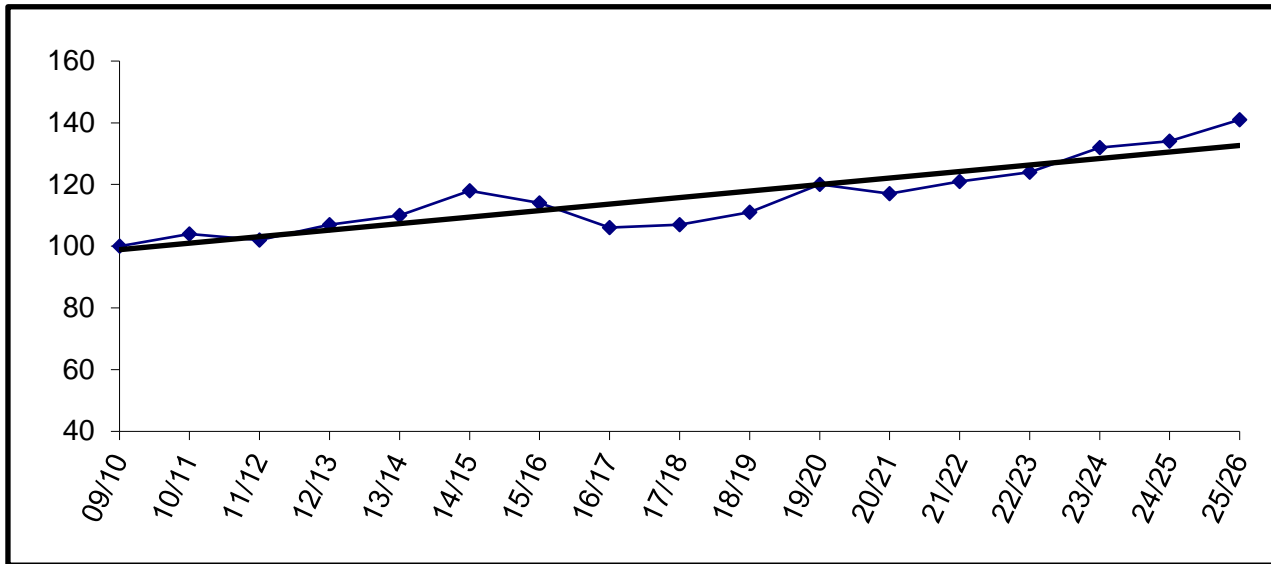
Actual
Projected



Building Capacity	400	
# enrolled and % of capacity		
Actual	Projected	
<u>FY21</u>	<u>FY22</u>	<u>FY23</u>
112	127	121
28%	32%	30%

Voznesenka

	YEAR	PRE-K	K	1	2	3	4	5	6	7	8	9	10	11	12	TOTAL	# Change	% Change
Actual	09/10		6	4	2	8	8	5	9	10	8	12	10	9	9	100	-17	
	10/11	6	5	5	5	3	8	8	5	12	11	8	11	10	7	104	4	4.0%
	11/12		9	5	5	4	3	8	10	8	12	10	7	12	9	102	-2	-1.9%
	12/13	9	3	8	5	5	4	4	9	13	8	12	10	6	11	107	5	4.9%
	13/14	6	11	3	8	5	7	5	5	11	13	8	11	10	7	110	3	2.8%
	14/15	6	6	13	5	11	4	10	4	7	11	12	8	11	10	118	8	7.3%
	15/16	10	7	6	12	5	12	5	10	5	8	11	11	5	7	114	-4	-3.4%
	16/17	8	9	5	6	10	5	11	4	10	5	7	10	11	5	106	-8	-7.0%
	17/18	10	7	9	5	6	9	5	12	5	10	5	5	9	10	107	1	0.9%
	18/19	10	9	8	8	5	6	10	5	11	6	12	6	6	9	111	4	3.7%
Projected	19/20	10	9	12	8	10	6	6	10	7	12	6	12	7	5	120	9	8.1%
	20/21	10	17	9	10	7	10	4	5	10	5	10	5	9	6	117	-3	-2.5%
	21/22		10	19	10	11	8	13	5	6	10	5	10	5	9	121	4	3.4%
	22/23		12	10	19	10	11	8	13	5	6	10	5	10	5	124	3	2.5%
	23/24		13	12	10	19	10	11	8	13	5	6	10	5	10	132	8	6.5%
	24/25		12	13	12	10	19	10	11	8	13	5	6	10	5	134	2	1.5%
25/26		12	12	13	12	10	19	10	11	8	13	5	6	10	141	7	5.2%	



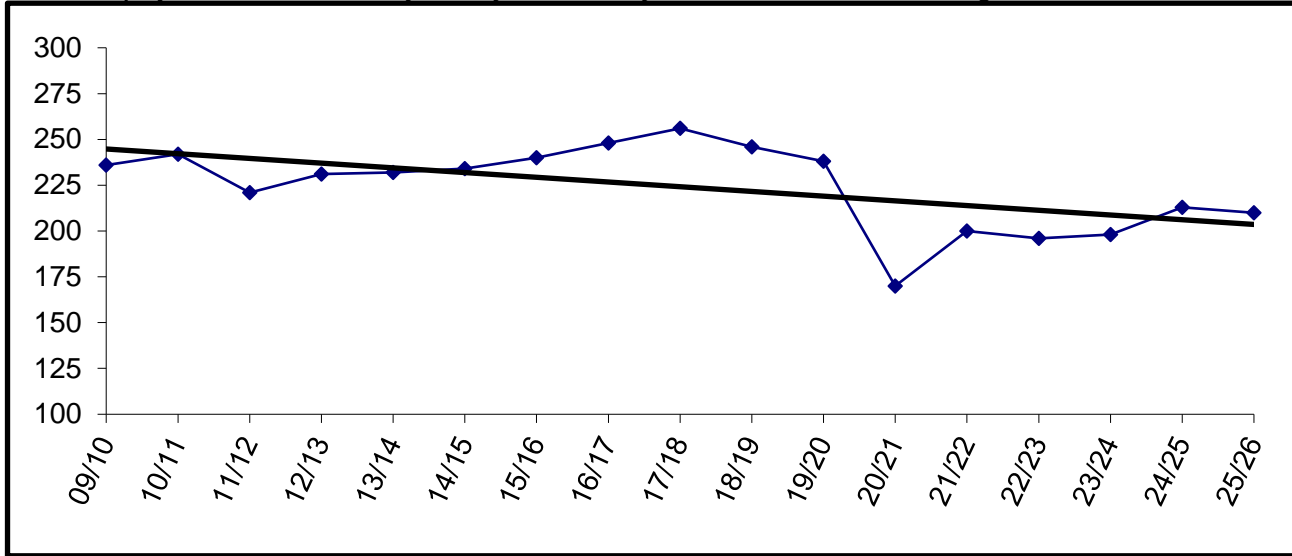
Building Capacity	150	
# enrolled and % of capacity		
Actual	Projected	
<u>FY21</u>	<u>FY22</u>	<u>FY23</u>
117	121	124
78%	81%	83%

West Homer

YEAR	PRE-K	K	1	2	3	4	5	6	7	8	9	10	11	12	TOTAL	# Change	% Change
09/10					57	59	62	58							236	-20	
10/11					68	60	52	62							242	6	2.5%
11/12					51	64	52	54							221	-21	-8.7%
12/13					61	55	63	52							231	10	4.5%
13/14					58	56	55	63							232	1	0.4%
14/15					57	61	60	56							234	2	0.9%
15/16					55	61	61	63							240	6	2.6%
16/17					64	54	65	65							248	8	3.3%
17/18					73	63	55	65							256	8	3.2%
18/19					62	65	62	57							246	-10	-3.9%
19/20					67	49	62	60							238	-8	-3.3%
20/21					40	46	36	48							170	-68	-28.6%
21/22					59	46	51	44							200	30	17.6%
22/23					40	59	46	51							196	-4	-2.0%
23/24					53	40	59	46							198	2	1.0%
24/25					61	53	40	59							213	15	7.6%
25/26					56	61	53	40							210	-3	-1.4%

Actual
Projected

Enrollment projections for FY09 and beyond may be affected by charter school enrollment changes.



Building Capacity	450	
# enrolled and % of capacity		
Actual	Projected	
<u>FY21*</u>	<u>FY22*</u>	<u>FY23*</u>
232	259	261
52%	58%	58%

* Number Enrolled includes students at West Homer and Fireweed Academy. Fireweed Academy K-2 is housed at separate location.

Projected Enrollments

FY22 Enrollment Projection

	Pre-K	K	1	2	3	4	5	6	7	8	9	10	11	12	FY22 Projection	FY21 on 10-23-20 W/Presch	FY21 on 10-23-20 Difference	FY21 on 10-23-20 WO/Presch	FY21 on 10-23-20 Difference
Aurora Borealis Charter	0	24	24	24	24	23	17	15	11	10	0	0	0	0	172	173	(1)	173	(1)
Chapman	0	16	19	14	13	17	12	12	12	9	0	0	0	0	124	129	(5)	120	4
Connections	0	85	84	86	87	109	108	117	108	98	107	104	100	96	1289	1803	(514)	1803	(514)
Cooper Landing	0	2	2	2	1	2	0	2	0	0	0	1	0	0	12	11	1	11	1
Fireweed Academy Charter	0	18	12	17	19	11	19	16	0	0	0	0	0	0	112	86	26	86	26
Homer Flex	0	0	0	0	0	0	0	0	0	0	5	5	10	10	30	29	1	29	1
Homer High	0	0	0	0	0	0	0	0	0	0	88	96	91	85	360	345	15	345	15
Homer Middle	0	0	0	0	0	0	0	0	87	82	0	0	0	0	169	138	31	138	31
Hope	0	3	3	3	0	6	2	1	3	1	2	3	2	1	30	27	3	27	3
Kachemak Selo	0	3	4	3	2	4	3	1	0	3	0	2	3	3	31	32	(1)	32	(1)
Kaleidoscope Charter	0	43	42	43	43	44	45	0	0	0	0	0	0	0	260	220	40	220	40
K-Beach	0	55	43	39	46	40	31	48	0	0	0	0	0	0	302	281	21	281	21
Kenai Alternative	0	0	0	0	0	0	0	0	0	0	1	4	18	42	65	40	25	30	35
Kenai Central High	0	0	0	0	0	0	0	0	0	0	111	97	95	100	403	360	43	360	43
Kenai Middle	0	0	0	0	0	0	0	99	130	116	0	0	0	0	345	342	3	342	3
Marathon	0	0	0	0	0	0	0	0	0	0	2	2	2	4	10	4	6	4	6
McNeil Canyon	0	18	10	14	17	16	12	19	0	0	0	0	0	0	106	96	10	96	10
Moose Pass	0	2	3	2	5	3	1	1	0	1	0	0	0	0	18	18	0	18	0
Mountain View	0	65	65	48	50	54	56	0	0	0	0	0	0	0	338	299	39	278	60
Nanwalek	0	8	5	4	8	8	7	4	5	4	4	6	7	5	75	70	5	70	5
Nikiski Middle/Senior	0	0	0	0	0	0	0	43	44	36	42	60	35	40	300	255	45	255	45
Nikiski North Star	0	40	31	30	25	22	36		0	0	0	0	0	0	184	199	(15)	181	3
Nikolaevsk	0	1	1	3	2	1	1	2	3	3	1	3	3	5	29	21	8	21	8
Ninilchik	0	9	5	3	4	4	4	10	8	4	5	6	9	9	80	93	(13)	84	(4)
Paul Banks	0	61	53	40	0	0	0	0	0	0	0	0	0	0	154	160	(6)	136	18
Port Graham	0	1	4	2	4	1	3	4	3	3	3	1	4	2	35	30	5	30	5
Razdolna	0	0	7	5	6	4	9	6	8	3	14	5	9	12	88	84	4	84	4
Redoubt	0	43	28	31	31	35	38	24	0	0	0	0	0	0	230	246	(16)	229	1
River City Academy	0	0	0	0	0	0	0	0	15	16	15	17	35	31	129	103	26	103	26
Seward Elem	0	30	34	31	32	32	27	0	0	0	0	0	0	0	186	211	(25)	196	(10)
Seward High	0	0	0	0	0	0	0	0	0	0	39	37	28	32	136	140	(4)	140	(4)
Seward Middle	0	0	0	0	0	0	0	40	37	34	0	0	0	0	111	109	2	109	2
Skyview Middle	0	0	0	0	0	0	0	0	165	143	0	0	0	0	308	295	13	295	13
Soldotna Elem	0	36	31	31	26	27	25	36	0	0	0	0	0	0	212	209	3	174	38
Soldotna High	0	0	0	0	0	0	0	0	0	0	150	172	132	137	591	567	24	567	24
Soldotna Montessori Charter	0	21	24	24	24	27	23	22	0	0	0	0	0	0	165	156	9	156	9
Sterling	0	20	21	22	26	21	21	17	0	0	0	0	0	0	148	141	7	130	18
Susan B English	0	6	6	6	5	4	2	6	7	2	1	1	3	1	50	45	5	45	5
Tebughna	0	4	1	2	2	4	0	1	1	3	5	1	2	0	26	24	2	24	2
Tustumena	0	15	18	18	18	20	18	20	0	0	0	0	0	0	127	112	15	102	25
Voznesenka	0	10	19	10	11	8	13	5	6	10	5	10	5	9	121	117	4	107	14
West Homer	0	0	0	0	59	46	51	44	0	0	0	0	0	0	200	170	30	170	30
	0	639	599	557	590	593	584	615	653	581	600	633	593	624	7,861	7,990	(129)	7,801	60

FY23 Enrollment Projection

	Pre-K	K	1	2	3	4	5	6	7	8	9	10	11	12	FY23 Projection	FY21 10-23-20	Difference
Aurora Borealis Charter	0	24	24	24	24	24	23	17	15	11	0	0	0	0	186	173	13
Chapman	0	17	16	19	14	13	17	12	12	12	0	0	0	0	132	129	3
Connections	0	86	85	84	86	87	109	108	117	108	98	107	104	100	1279	1803	(524)
Cooper Landing	0	2	2	2	2	1	2	0	2	0	0	0	1	0	14	11	3
Fireweed Academy Charter	0	17	18	12	17	19	11	19	0	0	0	0	0	0	113	86	27
Homer Flex	0	0	0	0	0	0	0	0	0	0	5	5	10	10	30	29	1
Homer High	0	0	0	0	0	0	0	0	0	0	91	88	96	91	366	345	21
Homer Middle	0	0	0	0	0	0	0	0	79	87	0	0	0	0	166	138	28
Hope	0	3	3	1	3	0	6	2	1	3	1	2	3	2	30	27	3
Kachemak Selo	0	3	3	4	3	2	4	3	1	0	3	0	2	3	31	32	(1)
Kaleidoscope Charter	0	43	42	43	43	44	45	0	0	0	0	0	0	0	260	220	40
K-Beach	0	51	55	43	39	46	40	31	0	0	0	0	0	0	305	281	24
Kenai Alternative	0	0	0	0	0	0	0	0	0	0	1	4	18	42	65	40	25
Kenai Central High	0	0	0	0	0	0	0	0	0	0	116	111	97	95	419	360	59
Kenai Middle	0	0	0	0	0	0	0	101	99	130	0	0	0	0	330	342	(12)
Marathon	0	0	0	0	0	0	0	0	0	0	2	2	2	4	10	4	6
McNeil Canyon	0	15	18	10	14	17	16	12	0	0	0	0	0	0	102	96	6
Moose Pass	0	2	2	3	2	5	3	1	1	0	0	0	0	0	19	18	1
Mountain View	0	57	65	65	48	50	54	0	0	0	0	0	0	0	339	299	40
Nanwalek	0	5	8	5	4	8	8	7	4	5	4	4	6	7	75	70	5
Nikiski Middle/Senior	0	0	0	0	0	0	0	36	43	44	36	42	60	35	296	255	41
Nikiski North Star	0	42	40	31	30	25	22		0	0	0	0	0	0	190	199	(9)
Nikolaevsk	0	3	1	1	3	2	1	1	2	3	3	1	3	3	27	21	6
Ninilchik	0	6	9	5	3	4	4	4	10	8	4	5	6	9	77	93	(16)
Paul Banks	0	56	61	53	0	0	0	0	0	0	0	0	0	0	170	160	10
Port Graham	0	3	1	4	2	4	1	3	4	3	3	3	1	4	36	30	6
Razdolna	0	4	0	7	5	6	4	9	6	8	3	14	5	9	80	84	(4)
Redoubt	0	40	43	28	31	31	35	38	0	0	0	0	0	0	246	246	0
River City Academy	0	0	0	0	0	0	0	0	14	15	16	15	17	35	112	103	9
Seward Elem	0	34	30	34	31	32	32	0	0	0	0	0	0	0	193	211	(18)
Seward High	0	0	0	0	0	0	0	0	0	0	34	39	37	28	138	140	(2)
Seward Middle	0	0	0	0	0	0	0	27	40	37	0	0	0	0	104	109	(5)
Skyview Middle	0	0	0	0	0	0	0	0	167	165	0	0	0	0	332	295	37
Soldotna Elem	0	33	36	31	31	26	27	25	0	0	0	0	0	0	209	209	0
Soldotna High	0	0	0	0	0	0	0	0	0	0	165	150	172	132	619	567	52
Soldotna Montessori Charter	0	21	24	24	24	27	23	22	0	0	0	0	0	0	165	156	9
Sterling	0	21	20	21	22	26	21	21	0	0	0	0	0	0	152	141	11
Susan B English	0	6	6	6	6	5	4	2	6	7	2	1	1	3	55	45	10
Tebughna	0	2	4	1	2	2	4	0	1	1	3	5	1	2	28	24	4
Tustumena	0	14	15	18	18	18	20	18	0	0	0	0	0	0	121	112	9
Voznesenka	0	12	10	19	10	11	8	13	5	6	10	5	10	5	124	117	7
West Homer	0	0	0	0	40	59	46	51	0	0	0	0	0	0	196	170	26
	0	622	641	598	557	594	590	583	629	653	600	603	652	619	7,941	7,990	(49)

FY24 Enrollment Projection

	Pre-K	K	1	2	3	4	5	6	7	8	9	10	11	12	FY24 Projection	FY21 10-23-20	Difference
Aurora Borealis Charter	0	24	24	24	24	24	24	23	17	15	0	0	0	0	199	173	26
Chapman	0	17	17	16	19	14	13	17	12	12	0	0	0	0	137	129	8
Connections	0	87	86	85	84	86	87	109	108	117	108	98	107	104	1266	1803	(537)
Cooper Landing	0	2	2	2	2	2	1	2	0	2	0	0	0	1	16	11	5
Fireweed Academy Charter	0	16	17	18	12	17	19	11	0	0	0	0	0	0	110	86	24
Homer Flex	0	0	0	0	0	0	0	0	0	0	5	5	10	10	30	29	1
Homer High	0	0	0	0	0	0	0	0	0	0	99	91	88	96	374	345	29
Homer Middle	0	0	0	0	0	0	0	0	82	79	0	0	0	0	161	138	23
Hope	0	3	3	1	1	3	0	6	2	1	3	1	2	3	29	27	2
Kachemak Selo	0	3	3	3	4	3	2	4	3	1	0	3	0	2	31	32	(1)
Kaleidoscope Charter	0	43	42	43	43	44	45	0	0	0	0	0	0	0	260	220	40
K-Beach	0	49	51	55	43	39	46	40	0	0	0	0	0	0	323	281	42
Kenai Alternative	0	0	0	0	0	0	0	0	0	0	1	4	18	42	65	40	25
Kenai Central High	0	0	0	0	0	0	0	0	0	0	130	116	111	97	454	360	94
Kenai Middle	0	0	0	0	0	0	0	99	101	99	0	0	0	0	299	342	(43)
Marathon	0	0	0	0	0	0	0	0	0	0	2	2	2	4	10	4	6
McNeil Canyon	0	14	15	18	10	14	17	16	0	0	0	0	0	0	104	96	8
Moose Pass	0	2	2	2	3	2	5	3	1	1	0	0	0	0	21	18	3
Mountain View	0	55	57	65	65	48	50	0	0	0	0	0	0	0	340	299	41
Nanwalek	0	6	5	8	5	4	8	8	7	4	5	4	4	6	74	70	4
Nikiski Middle/Senior	0	0	0	0	0	0	0	22	36	43	44	36	42	60	283	255	28
Nikiski North Star	0	38	42	40	31	30	25	0	0	0	0	0	0	0	206	199	7
Nikolaevsk	0	2	3	1	1	3	2	1	1	2	3	3	1	3	26	21	5
Ninilchik	0	7	6	9	5	3	4	4	4	10	8	4	5	6	75	93	(18)
Paul Banks	0	56	56	61	0	0	0	0	0	0	0	0	0	0	173	160	13
Port Graham	0	3	3	1	4	2	4	1	3	4	3	3	3	1	35	30	5
Razdolna	0	4	4	0	7	5	6	4	9	6	8	3	14	5	75	84	(9)
Redoubt	0	37	40	43	28	31	31	35	0	0	0	0	0	0	245	246	(1)
River City Academy	0	0	0	0	0	0	0	0	14	14	15	16	15	17	91	103	(12)
Seward Elem	0	33	34	30	34	31	32	0	0	0	0	0	0	0	194	211	(17)
Seward High	0	0	0	0	0	0	0	0	0	0	37	34	39	37	147	140	7
Seward Middle	0	0	0	0	0	0	0	32	27	40	0	0	0	0	99	109	(10)
Skyview Middle	0	0	0	0	0	0	0	0	155	167	0	0	0	0	322	295	27
Soldotna Elem	0	32	33	36	31	31	26	27	0	0	0	0	0	0	216	209	7
Soldotna High	0	0	0	0	0	0	0	0	0	0	167	165	150	172	654	567	87
Soldotna Montessori Charter	0	21	24	24	24	27	23	22	0	0	0	0	0	0	165	156	9
Sterling	0	19	21	20	21	22	26	21	0	0	0	0	0	0	150	141	9
Susan B English	0	6	6	6	6	6	5	4	2	6	7	2	1	1	58	45	13
Tebughna	0	2	2	4	1	2	2	4	0	1	1	3	5	1	28	24	4
Tustumena	0	14	14	15	18	18	18	20	0	0	0	0	0	0	117	112	5
Voznesenka	0	13	12	10	19	10	11	8	13	5	6	10	5	10	132	117	15
West Homer	0	0	0	0	53	40	59	46	0	0	0	0	0	0	198	170	28
	0	608	624	640	598	561	591	589	597	629	652	603	622	678	7,992	7,990	2

FY25 Enrollment Projection

	Pre-K	K	1	2	3	4	5	6	7	8	9	10	11	12	FY25 Projection	FY21 10-23-20	Difference
Aurora Borealis Charter	0	24	24	24	24	24	24	24	23	17	0	0	0	0	208	173	35
Chapman	0	17	17	17	16	19	14	13	17	12	0	0	0	0	142	129	13
Connections	0	88	87	86	85	84	86	87	109	108	117	108	98	107	1250	1803	(553)
Cooper Landing	0	2	2	2	2	2	2	1	2	0	2	0	0	0	17	11	6
Fireweed Academy Charter	0	17	16	17	18	12	17	19	0	0	0	0	0	0	116	86	30
Homer Flex	0	0	0	0	0	0	0	0	0	0	5	5	10	10	30	29	1
Homer High	0	0	0	0	0	0	0	0	0	0	91	99	91	88	369	345	24
Homer Middle	0	0	0	0	0	0	0	0	73	82	0	0	0	0	155	138	17
Hope	0	3	3	1	1	1	3	0	6	2	1	3	1	2	27	27	0
Kachemak Selo	0	3	3	3	3	4	3	2	4	3	1	0	3	0	32	32	0
Kaleidoscope Charter	0	43	42	43	43	44	45	0	0	0	0	0	0	0	260	220	40
K-Beach	0	52	49	51	55	43	39	46	0	0	0	0	0	0	335	281	54
Kenai Alternative	0	0	0	0	0	0	0	0	0	0	1	4	18	42	65	40	25
Kenai Central High	0	0	0	0	0	0	0	0	0	0	99	130	116	111	456	360	96
Kenai Middle	0	0	0	0	0	0	0	95	99	101	0	0	0	0	295	342	(47)
Marathon	0	0	0	0	0	0	0	0	0	0	2	2	2	4	10	4	6
McNeil Canyon	0	16	14	15	18	10	14	17	0	0	0	0	0	0	104	96	8
Moose Pass	0	2	2	2	2	3	2	5	3	1	0	0	0	0	22	18	4
Mountain View	0	59	55	57	65	65	48	0	0	0	0	0	0	0	349	299	50
Nanwalek	0	6	6	5	8	5	4	8	8	7	4	5	4	4	74	70	4
Nikiski Middle/Senior	0	0	0	0	0	0	0	25	22	36	43	44	36	42	248	255	(7)
Nikiski North Star	0	40	38	42	40	31	30		0	0	0	0	0	0	221	199	22
Nikolaevsk	0	2	2	3	1	1	3	2	1	1	2	3	3	1	25	21	4
Ninilchik	0	7	7	6	9	5	3	4	4	4	10	8	4	5	76	93	(17)
Paul Banks	0	58	56	56	0	0	0	0	0	0	0	0	0	0	170	160	10
Port Graham	0	2	3	3	1	4	2	4	1	3	4	3	3	3	36	30	6
Razdolna	0	3	4	4	0	7	5	6	4	9	6	8	3	14	73	84	(11)
Redoubt	0	40	37	40	43	28	31	31	0	0	0	0	0	0	250	246	4
River City Academy	0	0	0	0	0	0	0	0	14	14	14	15	16	15	88	103	(15)
Seward Elem	0	32	33	34	30	34	31	0	0	0	0	0	0	0	194	211	(17)
Seward High	0	0	0	0	0	0	0	0	0	0	40	37	34	39	150	140	10
Seward Middle	0	0	0	0	0	0	0	32	32	27	0	0	0	0	91	109	(18)
Skyview Middle	0	0	0	0	0	0	0	0	165	155	0	0	0	0	320	295	25
Soldotna Elem	0	34	32	33	36	31	31	26	0	0	0	0	0	0	223	209	14
Soldotna High	0	0	0	0	0	0	0	0	0	0	155	167	165	150	637	567	70
Soldotna Montessori Charter	0	21	24	24	24	27	23	22	0	0	0	0	0	0	165	156	9
Sterling	0	20	19	21	20	21	22	26	0	0	0	0	0	0	149	141	8
Susan B English	0	6	6	6	6	6	6	5	4	2	6	7	2	1	63	45	18
Tebughna	0	3	2	2	4	1	2	2	4	0	1	1	3	5	30	24	6
Tustumena	0	14	14	14	15	18	18	18	0	0	0	0	0	0	111	112	(1)
Voznesenka	0	12	13	12	10	19	10	11	8	13	5	6	10	5	134	117	17
West Homer	0	0	0	0	61	53	40	59	0	0	0	0	0	0	213	170	43
	0	626	610	623	640	602	558	590	603	597	609	655	622	648	7,983	7,990	(7)

FY26 Enrollment Projection

	Pre-K	K	1	2	3	4	5	6	7	8	9	10	11	12	FY26 Projection	FY21 10-23-20	Difference
Aurora Borealis Charter	0	24	24	24	24	24	24	24	24	23	0	0	0	0	215	173	42
Chapman	0	17	17	17	17	16	19	14	13	17	0	0	0	0	147	129	18
Connections	0	89	88	87	86	85	84	86	87	109	108	117	108	98	1232	1803	(571)
Cooper Landing	0	2	2	2	2	2	2	2	1	2	0	2	0	0	19	11	8
Fireweed Academy Charter	0	17	17	16	17	18	12	17	0	0	0	0	0	0	114	86	28
Homer Flex	0	0	0	0	0	0	0	0	0	0	5	5	10	10	30	29	1
Homer High	0	0	0	0	0	0	0	0	0	0	94	91	99	91	375	345	30
Homer Middle	0	0	0	0	0	0	0	0	95	73	0	0	0	0	168	138	30
Hope	0	3	3	1	1	1	1	3	0	6	2	1	3	1	26	27	(1)
Kachemak Selo	0	3	3	3	3	3	4	3	2	4	3	1	0	3	35	32	3
Kaleidoscope Charter	0	43	42	43	43	44	45	0	0	0	0	0	0	0	260	220	40
K-Beach	0	51	52	49	51	55	43	39	0	0	0	0	0	0	340	281	59
Kenai Alternative	0	0	0	0	0	0	0	0	0	0	1	4	18	42	65	40	25
Kenai Central High	0	0	0	0	0	0	0	0	0	0	101	99	130	116	446	360	86
Kenai Middle	0	0	0	0	0	0	0	93	95	99	0	0	0	0	287	342	(55)
Marathon	0	0	0	0	0	0	0	0	0	0	2	2	2	4	10	4	6
McNeil Canyon	0	15	16	14	15	18	10	14	0	0	0	0	0	0	102	96	6
Moose Pass	0	2	2	2	2	2	3	2	5	3	0	0	0	0	23	18	5
Mountain View	0	57	59	55	57	65	65	0	0	0	0	0	0	0	358	299	59
Nanwalek	0	6	6	6	5	8	5	4	8	8	7	4	5	4	76	70	6
Nikiski Middle/Senior	0	0	0	0	0	0	0	30	25	22	36	43	44	36	236	255	(19)
Nikiski North Star	0	40	40	38	42	40	31	0	0	0	0	0	0	0	231	199	32
Nikolaevsk	0	2	2	2	3	1	1	3	2	1	1	2	3	3	26	21	5
Ninilchik	0	7	7	7	6	9	5	3	4	4	4	10	8	4	78	93	(15)
Paul Banks	0	57	58	56	0	0	0	0	0	0	0	0	0	0	171	160	11
Port Graham	0	3	2	3	3	1	4	2	4	1	3	4	3	3	36	30	6
Razdolna	0	4	3	4	4	0	7	5	6	4	9	6	8	3	63	84	(21)
Redoubt	0	39	40	37	40	43	28	31	0	0	0	0	0	0	258	246	12
River City Academy	0	0	0	0	0	0	0	0	14	14	14	14	15	16	87	103	(16)
Seward Elem	0	33	32	33	34	30	34	0	0	0	0	0	0	0	196	211	(15)
Seward High	0	0	0	0	0	0	0	0	0	0	27	40	37	34	138	140	(2)
Seward Middle	0	0	0	0	0	0	0	31	32	32	0	0	0	0	95	109	(14)
Skyview Middle	0	0	0	0	0	0	0	0	169	165	0	0	0	0	334	295	39
Soldotna Elem	0	33	34	32	33	36	31	31	0	0	0	0	0	0	230	209	21
Soldotna High	0	0	0	0	0	0	0	0	0	0	165	155	167	165	652	567	85
Soldotna Montessori Charter	0	21	24	24	24	27	23	22	0	0	0	0	0	0	165	156	9
Sterling	0	20	20	19	21	20	21	22	0	0	0	0	0	0	143	141	2
Susan B English	0	6	6	6	6	6	6	6	5	4	2	6	7	2	68	45	23
Tebughna	0	2	3	2	2	4	1	2	2	4	0	1	1	3	27	24	3
Tustumena	0	14	14	14	14	15	18	18	0	0	0	0	0	0	107	112	(5)
Voznesenka	0	12	12	13	12	10	19	10	11	8	13	5	6	10	141	117	24
West Homer	0	0	0	0	56	61	53	40	0	0	0	0	0	0	210	170	40
	0	622	628	609	623	644	599	557	604	603	597	612	674	648	8,020	7,990	30

Page is intentionally left blank.

O A S I S

On-line Alaska School Information System

The State Board of Education & Early Development adopted a regulation in 2001 that required the Department of Education & Early Development to assign no later than August 31, 2002, an individual student identification number for each student in the state. To accomplish this, the department has implemented a high security, password protected, web-based system that assigns these numbers. School districts will use this number when they report electronic student information to the department including test scores.

The number will be unique to each student and will not be a Social Security number. The number will enable the department to better analyze student information and make informed policy decisions. Additionally, the number will allow for more accurate reports of school and student performance to the governor, legislature and public.

The student identification number is for department use only and becomes part of a student's school record. The number does not change if a student moves from one Alaska district to another. Beyond its use by the department for data analysis purposes, the student identification number has no other purpose or significance.

What is OASIS?

On-line Alaska School Information System is operated by the Office of Assessments and Student Information in the Division of Teaching and Learning Support. The responsibilities of this office include the collection, analysis and publication of student and education information.

- This information was gathered from the State of Alaska, Department of Education & Early Development website

All school districts in Alaska participate in the so-called "Twenty Day Count" beginning approximately October 1 every year and ending on the fourth Friday of October. Each student is counted at the school where he or she is enrolled and the numbers are forwarded to the state for verification. Through the use of the unique student identification numbers, districts are able to determine which students are "theirs" and which students have transferred to other districts or out of state. Once the counts are verified for actual students, the amount of time they are enrolled in school (full-time, part-time) is calculated by grade at each school in each district. Since the calculations include part-time students, they rarely add up to whole numbers and comparison of OASIS numbers with enrollment projections is problematic. For that reason, the OASIS calculations are reported separately with a comparison to current enrollment figures.

FY04 is the first year that OASIS numbers are available broken down by grade at each school. Previously, they were only available as a school total.

FY20 OASIS to FY20 Enrollment

	Pre K	K	1	2	3	4	5	6	7	8	9	10	11	12	Total OASIS	FY20 on 10/18/19	Difference
Aurora Borealis	0.00	24.00	24.00	24.00	22.00	19.00	24.00	15.00	17.00	14.00	0.00	0.00	0.00	0.00	183.00	183.00	0.00
Chapman	0.75	16.00	13.50	18.50	13.00	13.75	11.00	16.00	15.00	11.55	0.00	0.00	0.00	0.00	129.05	136.00	(6.95)
Connections	0.00	52.60	34.05	50.45	45.54	61.45	64.40	47.85	76.13	62.40	59.23	71.23	88.83	104.35	818.49	869.00	(50.51)
Cooper Landing	0.00	1.00	1.00	2.00	2.00	2.00	0.00	2.00	0.00	2.00	0.00	0.00	1.00	0.00	13.00	13.00	0.00
Fireweed Academy	0.00	21.00	15.00	15.00	19.65	18.20	13.20	25.00	0.00	0.00	0.00	0.00	0.00	0.00	127.05	127.00	0.05
Homer Flex	0.00	0.00	0.00	0.00	0.00	0.00	0.00	0.00	0.00	0.00	3.50	7.10	5.00	12.20	27.80	28.00	(0.20)
Homer High	0.00	0.00	0.00	0.00	0.00	0.00	0.00	0.00	0.00	0.00	101.20	92.35	99.75	85.00	378.30	372.00	6.30
Homer Middle	0.00	0.00	0.00	0.00	0.00	0.00	0.00	0.00	78.34	99.11	0.00	0.00	0.00	0.00	177.45	175.00	2.45
Hope	0.00	2.00	0.00	2.00	2.00	0.00	1.00	1.00	2.00	2.00	3.00	1.00	0.00	0.00	16.00	16.00	0.00
Kachemak Selo	0.00	3.00	2.00	4.00	3.00	2.00	0.00	5.00	1.00	3.00	4.40	4.00	4.05	2.00	37.45	38.00	(0.55)
Kaleidoscope Charter	0.00	40.00	42.15	45.00	42.00	43.00	48.00	0.00	0.00	0.00	0.00	0.00	0.00	0.00	260.15	260.00	0.15
K-Beach	0.25	56.95	71.95	62.70	56.00	77.25	61.50	55.65	0.00	0.00	0.00	0.00	0.00	0.00	442.25	444.00	(1.75)
Kenai Alternative	4.50	0.00	0.00	0.00	0.00	0.00	0.00	0.00	0.00	0.00	0.80	4.80	10.15	35.90	56.15	67.00	(10.85)
Kenai Central High	0.00	0.00	0.00	0.00	0.00	0.00	0.00	0.00	0.00	0.00	122.28	122.05	113.90	84.53	442.75	434.00	8.75
Kenai Middle	0.00	0.00	0.00	0.00	0.00	0.00	0.00	130.75	133.05	109.65	0.00	0.00	0.00	0.00	373.45	373.00	0.45
Marathon	0.00	0.00	0.00	0.00	0.00	0.00	0.00	0.00	0.00	0.00	1.00	1.45	4.70	2.85	10.00	11.00	(1.00)
McNeil Canyon	0.00	17.25	16.15	20.00	12.61	20.00	18.00	17.00	0.00	0.00	0.00	0.00	0.00	0.00	121.01	122.00	(0.99)
Moose Pass	0.00	2.00	5.00	4.00	1.00	3.00	4.75	1.00	0.00	0.00	0.00	0.00	0.00	0.00	20.75	21.00	(0.25)
Mountain View	3.16	63.80	65.90	67.00	69.15	70.95	82.50	0.00	0.00	0.00	0.00	0.00	0.00	0.00	422.46	439.00	(16.54)
Nanwalek	0.00	3.00	8.00	8.00	7.00	4.00	6.00	4.00	4.00	8.85	8.00	5.00	4.43	8.00	78.28	78.00	0.27
Nikiski Middle/Senior	0.00	0.00	0.00	0.00	0.00	0.00	0.00	51.35	50.60	53.75	49.00	40.00	55.00	40.50	340.20	338.00	2.20
Nikiski North Star	0.68	55.95	43.70	50.00	54.80	57.85	56.60	0.00	0.00	0.00	0.00	0.00	0.00	0.00	319.58	342.00	(22.43)
Nikolaevsk	0.00	4.00	2.00	1.00	2.00	3.00	5.00	3.00	1.00	2.00	5.00	6.75	5.00	9.00	48.75	48.00	0.75
Ninilchik	0.25	5.00	10.00	7.25	3.00	14.95	8.00	8.90	7.95	7.00	9.00	10.00	12.00	9.00	112.30	119.00	(6.70)
Paul Banks	4.50	55.85	58.00	60.70	0.00	0.00	0.00	0.00	0.00	0.00	0.00	0.00	0.00	0.00	179.05	206.00	(26.95)
Port Graham	0.00	2.95	4.00	1.00	3.00	4.00	3.00	2.00	3.00	1.00	3.00	2.00	2.00	3.00	33.95	34.00	(0.05)
Razdolna	0.00	5.00	6.00	4.00	9.00	5.00	8.00	2.00	13.00	4.00	10.00	11.00	4.88	2.00	83.88	83.00	0.88
Redoubt	0.00	47.75	38.25	56.50	57.30	43.95	54.05	50.50	0.00	0.00	0.00	0.00	0.00	0.00	348.30	368.00	(19.70)
River City Academy	0.00	0.00	0.00	0.00	0.00	0.00	0.00	0.00	14.80	17.65	20.00	12.65	11.00	9.00	85.10	83.00	2.10
Seward Elem	3.75	39.00	37.00	48.10	35.00	47.00	52.50	0.00	0.00	0.00	0.00	0.00	0.00	0.00	262.35	289.00	(26.65)
Seward High	0.00	0.00	0.00	0.00	0.00	0.00	0.00	0.00	0.00	0.00	35.30	37.10	46.00	40.48	158.88	158.00	0.88
Seward Middle	0.00	0.00	0.00	0.00	0.00	0.00	0.00	46.55	56.05	42.41	0.00	0.00	0.00	0.00	145.01	143.00	2.01
Skyview Middle	0.00	0.00	0.00	0.00	0.00	0.00	0.00	0.00	196.49	211.93	0.00	0.00	0.00	0.00	408.41	404.00	4.41
Soldotna Elem	10.93	37.00	31.70	33.00	33.70	36.95	40.25	39.15	0.00	0.00	0.00	0.00	0.00	0.00	262.68	290.00	(27.33)
Soldotna High	0.00	0.00	0.00	0.00	0.00	0.00	0.00	0.00	0.00	0.00	185.85	184.08	180.53	167.33	717.78	685.00	32.77
Soldotna Montessori Charter	0.00	21.00	24.00	26.00	22.00	23.00	25.00	23.00	0.00	0.00	0.00	0.00	0.00	0.00	164.00	164.00	0.00
Sterling	0.25	27.35	26.70	26.10	30.25	24.25	20.90	25.75	0.00	0.00	0.00	0.00	0.00	0.00	181.55	193.00	(11.45)
Susan B English	0.00	5.00	3.00	2.00	2.00	1.00	5.00	4.00	0.00	2.00	2.00	1.00	2.00	3.00	32.00	33.00	(1.00)
Tebughna	0.00	2.00	1.00	4.00	0.00	1.00	1.00	2.00	4.00	2.00	1.00	1.00	1.00	1.00	21.00	21.00	0.00
Tustumena	0.25	13.00	18.05	22.30	16.10	25.55	31.00	18.90	0.00	0.00	0.00	0.00	0.00	0.00	145.15	160.00	(14.85)
Voznesenka	0.00	9.00	12.00	8.00	10.00	6.00	6.00	10.00	7.00	12.00	6.55	12.00	7.00	5.45	111.00	120.00	(9.00)
West Homer	0.00	0.00	0.00	0.00	67.40	49.80	62.00	60.10	0.00	0.00	0.00	0.00	0.00	0.00	239.30	238.00	1.30
	29.26	632.45	614.10	672.60	640.50	677.90	712.65	667.45	680.40	668.30	630.10	626.55	658.20	624.58	8,535.04	8,725.00	(189.96)

FY19 OASIS to FY19 Enrollment

	Pre K	K	1	2	3	4	5	6	7	8	9	10	11	12	Total OASIS	FY19 on 10/18/18	Difference
Aurora Borealis	0.00	24.00	25.00	21.00	20.00	24.00	21.70	21.00	17.00	20.00	0.00	0.00	0.00	0.00	193.70	194.00	(0.30)
Chapman	0.91	13.00	20.50	13.60	16.00	11.35	16.00	8.88	12.00	10.70	0.00	0.00	0.00	0.00	122.94	136.00	(13.06)
Connections	0.00	36.65	42.58	41.15	62.00	59.65	45.00	70.60	55.59	59.00	59.65	67.11	86.48	85.01	770.47	805.00	(34.53)
Cooper Landing	0.00	1.00	3.00	1.95	2.00	0.00	1.95	0.00	2.00	1.00	0.00	1.00	0.00	0.00	13.90	14.00	(0.10)
Fireweed Academy	0.00	17.00	17.50	17.00	16.00	13.00	24.00	10.00	0.00	0.00	0.00	0.00	0.00	0.00	114.50	115.00	(0.50)
Homer Flex	0.00	0.00	0.00	0.00	0.00	0.00	0.00	0.00	0.00	0.00	2.00	6.70	14.15	15.00	37.85	39.00	(1.15)
Homer High	0.00	0.00	0.00	0.00	0.00	0.00	0.00	0.00	0.00	0.00	102.72	105.65	90.10	94.00	392.47	389.00	3.47
Homer Middle	0.00	0.00	0.00	0.00	0.00	0.00	0.00	0.00	99.75	96.75	0.00	0.00	0.00	0.00	196.50	194.00	2.50
Hope	0.00	1.00	3.00	1.00	0.00	1.00	1.00	2.00	1.00	3.00	1.00	0.00	2.00	1.00	17.00	17.00	0.00
Kachemak Selo	0.00	3.00	4.00	3.00	2.00	0.00	5.00	1.00	3.00	4.00	4.00	7.00	3.00	4.00	43.00	43.00	0.00
Kaleidoscope Charter	0.00	40.00	43.90	44.00	41.95	44.05	45.00	0.00	0.00	0.00	0.00	0.00	0.00	0.00	258.90	258.00	0.90
K-Beach	0.88	68.35	62.15	51.95	68.50	50.75	58.85	50.05	0.00	0.00	0.00	0.00	0.00	0.00	411.48	414.00	(2.52)
Kenai Alternative	4.50	0.00	0.00	0.00	0.00	0.00	0.00	0.00	0.00	0.00	1.00	2.65	10.70	44.25	63.10	74.00	(10.90)
Kenai Central High	0.00	0.00	0.00	0.00	0.00	0.00	0.00	0.00	0.00	0.00	127.70	127.37	107.18	105.50	467.75	463.00	4.75
Kenai Middle	0.00	0.00	0.00	0.00	0.00	0.00	0.00	136.40	105.98	123.00	0.00	0.00	0.00	0.00	365.38	366.00	(0.62)
Marathon	0.00	0.00	0.00	0.00	0.00	0.00	0.00	0.00	0.55	2.22	0.75	0.85	2.15	3.48	10.00	12.00	(2.00)
McNeil Canyon	0.00	18.00	17.00	13.00	17.00	19.00	16.00	17.00	0.00	0.00	0.00	0.00	0.00	0.00	117.00	117.00	0.00
Moose Pass	0.00	4.00	3.00	1.00	2.00	3.00	3.00	0.00	1.00	0.00	0.00	0.00	0.00	0.00	17.00	17.00	0.00
Mountain View	3.23	65.60	81.40	80.40	75.25	90.50	72.60	0.00	0.00	0.00	0.00	0.00	0.00	0.00	468.98	488.00	(19.02)
Nanwalek	0.00	8.00	7.00	6.00	4.00	5.00	3.00	4.75	8.30	8.00	7.20	5.20	6.00	3.00	75.45	75.00	0.45
Nikiski Middle/Senior	0.00	0.00	0.00	0.00	0.00	0.00	0.00	55.15	63.90	46.55	54.75	48.38	50.95	42.55	362.23	359.00	3.23
Nikiski North Star	0.80	43.80	42.20	52.20	62.50	60.20	54.75	0.00	0.00	0.00	0.00	0.00	0.00	0.00	316.45	337.00	(20.55)
Nikolaevsk	0.00	4.00	6.50	6.00	4.00	8.00	5.00	6.00	4.00	7.25	10.00	5.00	10.75	2.00	78.50	77.00	1.50
Ninilchik	0.70	10.60	6.25	3.00	12.25	7.00	9.40	8.00	7.00	6.00	10.00	12.30	9.00	6.55	108.05	114.00	(5.95)
Paul Banks	4.34	67.00	64.95	68.45	0.00	0.00	0.00	0.00	0.00	0.00	0.00	0.00	0.00	0.00	204.74	232.00	(27.26)
Port Graham	0.25	6.75	1.00	3.00	4.00	3.00	3.00	3.00	2.00	3.00	2.00	2.00	3.15	1.00	37.15	37.00	0.15
Razdolna	0.00	7.00	5.00	9.00	8.00	7.00	2.00	14.00	4.00	10.00	12.00	8.27	3.48	5.00	94.75	94.00	0.75
Redoubt	0.25	39.50	49.25	51.85	40.00	46.00	49.00	46.00	0.00	0.00	0.00	0.00	0.00	0.00	321.85	337.00	(15.15)
River City Academy	0.00	0.00	0.00	0.00	0.00	0.00	0.00	0.00	12.00	10.00	9.70	15.25	10.00	13.00	69.95	70.00	(0.05)
Seward Elem	2.58	40.74	54.40	33.00	50.10	50.10	48.00	0.00	0.00	0.00	0.00	0.00	0.00	0.00	278.92	304.00	(25.08)
Seward High	0.00	0.00	0.00	0.00	0.00	0.00	0.00	0.00	0.00	0.00	35.25	47.39	42.05	34.95	159.64	157.00	2.64
Seward Middle	0.00	0.00	0.00	0.00	0.00	0.00	0.00	51.03	37.56	33.45	0.00	0.00	0.00	0.00	122.04	122.00	0.04
Skyview Middle	0.00	0.00	0.00	0.00	0.00	0.00	0.00	0.00	224.06	186.30	0.00	0.00	0.00	0.00	410.36	410.00	0.36
Soldotna Elem	8.50	28.49	36.63	32.00	36.50	50.25	43.00	38.10	0.00	0.00	0.00	0.00	0.00	0.00	273.47	293.00	(19.53)
Soldotna High	0.00	0.00	0.00	0.00	0.00	0.00	0.00	0.00	0.00	0.00	0.00	193.53	190.86	160.35	544.74	532.00	12.74
Soldotna Montessori Charter	0.00	21.00	23.20	23.00	25.75	22.95	24.00	25.00	0.00	0.00	0.00	0.00	0.00	0.00	164.90	165.00	(0.10)
Soldotna Prep	0.00	0.00	0.00	0.00	0.00	0.00	0.00	0.00	0.00	0.00	187.88	0.00	0.00	0.00	187.88	186.00	1.88
Sterling	1.00	32.15	28.20	34.55	25.65	20.00	24.50	31.25	0.00	0.00	0.00	0.00	0.00	0.00	197.30	214.00	(16.70)
Susan B English	0.16	3.00	4.00	1.00	3.00	4.00	5.25	1.00	1.00	2.00	1.00	3.00	3.13	0.00	31.54	31.00	0.54
Tebughna	0.00	0.00	5.00	0.70	1.00	2.00	3.00	6.70	2.00	3.00	3.00	2.00	2.00	0.00	30.40	31.00	(0.60)
Tustumena	0.25	23.00	24.70	21.60	25.15	33.00	21.00	32.40	0.00	0.00	0.00	0.00	0.00	0.00	181.10	192.00	(10.90)
Voznesenka	0.00	9.00	8.00	8.00	5.00	6.00	10.00	5.00	11.00	6.00	12.00	6.00	6.00	9.00	101.00	111.00	(10.00)
West Homer	0.00	0.00	0.00	0.00	62.20	65.00	62.25	56.50	0.00	0.00	0.00	0.00	0.00	0.00	245.95	246.00	(0.05)
	28.35	635.63	689.31	642.40	691.80	705.80	677.25	700.81	674.69	641.22	643.60	666.65	653.13	629.64	8,680.28	8,881.00	(200.72)

FY18 OASIS to FY18 Enrollment

	Pre K	K	1	2	3	4	5	6	7	8	9	10	11	12	Total OASIS	FY18 on 10/27/17	Difference
Aurora Borealis	0.00	23.00	23.00	23.00	25.00	24.00	25.00	22.00	20.00	12.00	0.00	0.00	0.00	0.00	197.00	197.00	0.00
Chapman	1.39	19.95	17.60	12.25	13.85	17.55	10.65	16.00	13.40	8.00	0.00	0.00	0.00	0.00	130.64	136.00	(5.36)
Connections	0.00	45.80	48.30	48.60	57.50	46.35	60.80	50.23	48.50	59.03	50.58	66.59	71.21	71.35	724.84	772.00	(47.16)
Cooper Landing	0.00	4.00	1.00	3.00	1.00	1.00	1.00	2.00	1.00	0.00	1.00	0.00	0.00	0.00	15.00	15.00	0.00
Fireweed Academy	0.00	18.00	18.00	18.60	12.00	25.00	10.45	21.00	0.00	0.00	0.00	0.00	0.00	0.00	123.05	124.00	(0.95)
Homer Flex	0.00	0.00	0.00	0.00	0.00	0.00	0.00	0.00	0.00	0.00	3.80	5.00	7.00	14.00	29.80	30.00	(0.20)
Homer High	0.00	0.00	0.00	0.00	0.00	0.00	0.00	0.00	0.00	0.00	109.54	99.75	104.05	82.75	396.09	390.00	6.09
Homer Middle	0.00	0.00	0.00	0.00	0.00	0.00	0.00	0.00	92.75	96.10	0.00	0.00	0.00	0.00	188.85	186.00	2.85
Hope	0.00	3.00	2.00	0.00	1.00	1.00	2.00	2.00	2.00	2.00	0.00	1.00	1.00	0.00	17.00	17.00	0.00
Kachemak Selo	0.00	3.00	3.00	1.00	0.00	5.00	1.00	3.00	5.00	5.00	6.56	3.00	5.00	5.75	46.31	45.00	1.31
Kaleidoscope Charter	0.00	40.00	43.00	42.00	45.80	46.00	43.00	0.00	0.00	0.00	0.00	0.00	0.00	0.00	259.80	259.00	0.80
K-Beach	2.00	55.25	55.55	66.00	43.60	59.25	52.75	56.00	0.00	0.00	0.00	0.00	0.00	0.00	390.40	395.00	(4.60)
Kenai Alternative	6.53	0.00	0.00	0.00	0.00	0.00	0.00	0.00	0.00	0.00	1.00	3.00	15.35	43.55	69.43	82.00	(12.57)
Kenai Central High	0.00	0.00	0.00	0.00	0.00	0.00	0.00	0.00	0.00	0.00	141.00	112.11	122.49	82.00	457.60	450.00	7.60
Kenai Middle	0.00	0.00	0.00	0.00	0.00	0.00	0.00	108.40	122.75	115.12	0.00	0.00	0.00	0.00	346.27	344.00	2.27
Marathon	0.00	0.00	0.00	0.00	0.00	0.00	0.00	0.00	0.00	1.00	0.80	1.45	1.20	5.55	10.00	4.00	6.00
McNeil Canyon	0.00	17.00	15.00	16.00	16.00	16.00	21.00	22.00	0.00	0.00	0.00	0.00	0.00	0.00	123.00	124.00	(1.00)
Moose Pass	0.00	2.95	0.00	3.00	3.00	2.00	1.00	2.00	0.00	0.00	0.00	0.00	0.00	0.00	13.95	14.00	(0.05)
Mountain View	3.48	88.35	81.70	70.90	76.70	68.50	76.19	0.00	0.00	0.00	0.00	0.00	0.00	0.00	465.82	484.00	(18.18)
Nanwalek	0.50	6.00	6.00	4.00	6.00	4.00	7.00	9.75	11.00	7.35	5.00	4.60	4.00	2.00	77.20	76.00	1.20
Nikiski Middle/Senior	0.00	0.00	0.00	0.00	0.00	0.00	0.00	64.00	44.00	57.35	52.00	50.00	50.55	44.95	362.85	358.00	4.85
Nikiski North Star	0.25	48.00	54.25	59.65	68.00	57.65	61.00	0.00	0.00	0.00	0.00	0.00	0.00	0.00	348.80	367.00	(18.20)
Nikolaevsk	0.00	4.00	5.00	5.75	6.00	5.50	4.00	4.60	5.00	10.00	6.00	11.00	3.00	8.00	77.85	76.00	1.85
Ninilchik	1.00	4.00	2.00	11.00	7.00	8.55	5.60	9.45	7.00	11.00	9.00	10.00	6.90	8.00	100.50	109.00	(8.50)
Paul Banks	5.50	60.00	66.45	56.45	0.00	0.00	0.00	0.00	0.00	0.00	0.00	0.00	0.00	0.00	188.40	215.00	(26.60)
Port Graham	0.00	1.00	3.00	4.00	3.00	3.00	3.00	3.00	4.00	2.00	2.00	2.00	1.00	2.00	33.00	33.00	0.00
Razdolna	0.25	5.00	9.00	7.00	8.00	4.00	13.00	5.00	9.00	11.00	7.50	4.00	8.00	0.00	90.75	90.00	0.75
Redoubt	1.00	55.00	49.00	44.00	42.50	48.00	53.00	46.65	0.00	0.00	0.00	0.00	0.00	0.00	339.15	358.00	(18.85)
River City Academy	0.00	0.00	0.00	0.00	0.00	0.00	0.00	0.00	12.50	12.00	16.00	16.35	17.00	9.00	82.85	81.00	1.85
Seward Elem	2.24	52.35	35.00	47.80	46.00	47.00	48.15	0.00	0.00	0.00	0.00	0.00	0.00	0.00	278.54	307.00	(28.46)
Seward High	0.00	0.00	0.00	0.00	0.00	0.00	0.00	0.00	0.00	0.00	47.25	46.90	44.25	43.45	181.85	180.00	1.85
Seward Middle	0.00	0.00	0.00	0.00	0.00	0.00	0.00	42.49	36.00	40.35	0.00	0.00	0.00	0.00	118.84	114.00	4.84
Skyview Middle	0.00	0.00	0.00	0.00	0.00	0.00	0.00	0.00	204.10	198.95	0.00	0.00	0.00	0.00	403.05	403.00	0.05
Soldotna Elem	10.39	42.00	34.30	40.20	45.00	41.35	37.25	47.45	0.00	0.00	0.00	0.00	0.00	0.00	297.94	317.00	(19.06)
Soldotna High	0.00	0.00	0.00	0.00	0.00	0.00	0.00	0.00	0.00	0.00	0.00	209.70	173.85	176.55	560.10	546.00	14.10
Soldotna Montessori Charter	0.00	23.00	23.00	27.00	22.00	25.00	28.00	19.00	0.00	0.00	0.00	0.00	0.00	0.00	167.00	167.00	0.00
Soldotna Prep	0.00	0.00	0.00	0.00	0.00	0.00	0.00	0.00	0.00	0.00	195.47	0.00	0.00	0.00	195.47	190.00	5.47
Sterling	0.50	30.10	31.70	28.00	21.25	28.00	35.25	36.00	0.00	0.00	0.00	0.00	0.00	0.00	210.80	227.00	(16.20)
Susan B English	0.00	3.00	1.00	3.00	5.00	6.00	0.04	1.73	3.00	2.00	3.00	4.00	1.70	1.00	34.47	33.00	1.47
Tebughna	0.00	5.00	1.00	1.00	1.00	4.00	6.00	2.00	2.00	2.00	1.25	2.00	0.00	1.00	28.25	29.00	(0.75)
Tustumena	0.32	22.75	19.00	22.00	33.70	26.25	27.00	26.00	0.00	0.00	0.00	0.00	0.00	0.00	177.02	188.00	(10.98)
Voznesenka	0.00	7.00	9.00	5.00	6.00	9.00	5.00	12.00	5.00	10.00	5.00	5.00	9.00	10.00	97.00	107.00	(10.00)
West Homer	0.00	0.00	0.00	0.00	73.00	63.00	54.45	64.75	0.00	0.00	0.00	0.00	0.00	0.00	255.20	256.00	(0.80)
	35.35	688.50	656.85	670.20	688.90	691.95	692.58	698.50	648.00	662.25	663.75	657.45	646.55	610.90	8,711.73	8,895.00	(183.27)

FY17 OASIS to FY17 Enrollment

	Pre K	K	1	2	3	4	5	6	7	8	9	10	11	12	Total OASIS	FY17 on 10/28/16	Difference
Aurora Borealis	0.00	24.00	24.00	25.00	23.70	24.00	22.00	21.00	15.00	15.00	0.00	0.00	0.00	0.00	193.70	194.00	(0.30)
Chapman	0.50	18.60	15.25	12.60	16.00	12.00	12.00	11.00	8.25	7.80	0.00	0.00	0.00	0.00	114.00	134.00	(20.00)
Connections	0.00	50.78	46.08	59.00	50.73	56.96	53.50	51.32	61.51	48.77	62.70	56.13	60.55	96.00	754.03	811.00	(56.97)
Cooper Landing	0.00	3.00	3.00	3.00	2.00	2.00	3.00	1.00	0.00	1.00	0.00	0.00	0.00	0.00	18.00	18.00	0.00
Fireweed Academy	0.00	20.65	15.00	10.50	21.00	10.00	15.60	12.25	0.00	0.00	0.00	0.00	0.00	0.00	105.00	106.00	(1.00)
Homer Flex	0.00	0.00	0.00	0.00	0.00	0.00	0.00	0.00	0.00	0.00	7.00	6.00	8.90	15.70	37.60	38.00	(0.40)
Homer High	0.00	0.00	0.00	0.00	0.00	0.00	0.00	0.00	0.00	0.00	104.75	108.60	93.19	74.75	381.29	373.00	8.29
Homer Middle	0.00	0.00	0.00	0.00	0.00	0.00	0.00	0.00	92.15	102.76	0.00	0.00	0.00	0.00	194.91	187.00	7.91
Hope	0.00	2.00	1.00	1.00	1.00	2.00	3.00	1.00	2.00	0.00	1.00	2.00	0.00	1.00	17.00	17.00	0.00
Kachemak Selo	0.00	3.00	1.00	0.00	5.00	2.00	3.00	6.00	5.00	7.00	3.00	6.00	5.00	2.00	48.00	48.00	0.00
Kaleidoscope Charter	0.00	35.00	44.00	43.85	44.00	44.00	43.00	0.00	0.00	0.00	0.00	0.00	0.00	0.00	253.85	254.00	(0.15)
K-Beach	1.38	67.00	72.85	49.85	57.60	51.95	54.85	52.40	0.00	0.00	0.00	0.00	0.00	0.00	407.88	407.00	0.88
Kenai Alternative	3.50	0.00	0.00	0.00	0.00	0.00	0.00	0.00	0.00	0.00	0.00	4.00	10.65	52.60	70.75	80.00	(9.25)
Kenai Central High	0.00	0.00	0.00	0.00	0.00	0.00	0.00	0.00	0.00	0.00	111.10	123.30	107.71	115.80	457.91	444.00	13.91
Kenai Middle	0.00	0.00	0.00	0.00	0.00	0.00	0.00	128.03	119.21	128.20	0.00	0.00	0.00	0.00	375.44	374.00	1.44
Marathon	0.00	0.00	0.00	0.00	0.00	0.00	0.00	0.00	1.00	1.00	0.40	3.00	0.00	4.60	10.00	12.00	(2.00)
McNeil Canyon	0.25	15.00	19.00	14.00	16.00	18.00	27.25	15.25	0.00	0.00	0.00	0.00	0.00	0.00	124.75	127.00	(2.25)
Moose Pass	0.00	0.00	2.00	3.00	2.00	1.00	3.00	0.00	0.00	0.00	0.00	0.00	0.00	0.00	11.00	11.00	0.00
Mountain View	2.59	75.55	73.00	74.80	61.55	77.33	53.75	0.00	0.00	0.00	0.00	0.00	0.00	0.00	418.57	431.00	(12.43)
Nanwalek	0.00	9.00	5.00	6.00	4.00	7.00	9.00	12.00	8.00	6.00	4.00	5.00	4.00	3.75	82.75	79.00	3.75
Nikiski Middle/Senior	0.00	0.00	0.00	0.00	0.00	0.00	0.00	45.65	55.54	55.00	58.15	61.40	43.50	54.40	373.64	364.00	9.64
Nikiski North Star	0.50	61.60	63.85	71.00	55.00	52.75	56.55	0.00	0.00	0.00	0.00	0.00	0.00	0.00	361.25	378.00	(16.75)
Nikolaevsk	0.00	2.75	5.25	4.00	4.25	3.00	3.25	2.00	8.00	8.00	9.00	3.00	9.00	4.00	65.50	64.00	1.50
Ninilchik	0.50	5.00	7.93	7.00	7.70	9.17	4.25	12.00	12.75	11.25	15.25	7.70	10.00	12.50	123.00	125.00	(2.00)
Paul Banks	3.37	62.00	54.30	78.00	0.00	0.00	0.00	0.00	0.00	0.00	0.00	0.00	0.00	0.00	197.67	223.00	(25.33)
Port Graham	0.25	3.00	4.00	4.00	4.00	3.00	2.00	4.00	2.00	2.00	1.00	2.00	2.25	3.00	36.50	38.00	(1.50)
Razdolna	0.00	9.00	7.00	7.00	4.00	13.00	5.00	9.00	11.00	7.23	4.00	8.50	0.00	2.00	86.73	85.00	1.73
Redoubt	0.25	47.00	42.90	47.90	48.00	51.70	46.65	65.00	0.00	0.00	0.00	0.00	0.00	0.00	349.40	369.00	(19.60)
River City Academy	0.00	0.00	0.00	0.00	0.00	0.00	0.00	0.00	13.00	10.85	16.00	20.00	7.00	14.00	80.85	81.00	(0.15)
Seward Elem	1.31	34.00	49.00	48.75	47.95	54.25	47.55	0.00	0.00	0.00	0.00	0.00	0.00	0.00	282.81	304.00	(21.19)
Seward High	0.00	0.00	0.00	0.00	0.00	0.00	0.00	0.00	0.00	0.00	52.70	43.80	45.95	46.50	188.95	186.00	2.95
Seward Middle	0.00	0.00	0.00	0.00	0.00	0.00	0.00	34.00	43.55	48.10	0.00	0.00	0.00	0.00	125.65	122.00	3.65
Skyview Middle	0.00	0.00	0.00	0.00	0.00	0.00	0.00	0.00	205.26	208.14	0.00	0.00	0.00	0.00	413.40	409.00	4.40
Soldotna Elem	9.81	32.73	38.40	44.80	44.80	37.00	49.60	44.75	0.00	0.00	0.00	0.00	0.00	0.00	301.89	330.00	(28.11)
Soldotna High	0.00	0.00	0.00	0.00	0.00	0.00	0.00	0.00	0.00	0.00	0.00	187.68	190.35	176.20	554.23	533.00	21.23
Soldotna Montessori Charter	0.00	23.00	23.90	22.50	23.90	25.28	24.00	22.25	0.00	0.00	0.00	0.00	0.00	0.00	164.83	162.00	2.83
Soldotna Prep	0.00	0.00	0.00	0.00	0.00	0.00	0.00	0.00	0.00	0.00	198.60	0.00	0.00	0.00	198.60	197.00	1.60
Sterling	1.69	33.60	29.00	24.00	27.90	41.00	38.00	22.75	0.00	0.00	0.00	0.00	0.00	0.00	217.94	232.00	(14.06)
Susan B English	0.00	1.00	3.00	3.00	6.00	0.00	1.00	2.00	3.00	3.00	3.00	2.00	2.00	3.00	32.00	32.00	0.00
Tebughna	0.50	4.00	1.00	2.00	4.00	4.00	1.00	3.50	3.00	4.00	1.00	0.00	0.00	1.00	29.00	30.00	(1.00)
Tustumena	0.50	17.00	24.55	34.15	23.70	29.00	23.00	19.00	0.00	0.00	0.00	0.00	0.00	0.00	170.90	176.00	(5.10)
Voznesenka	0.00	9.80	5.50	6.00	10.00	5.00	11.00	4.00	10.00	5.00	7.00	10.25	11.00	5.25	99.80	106.00	(6.20)
West Homer	0.00	0.00	0.00	0.00	65.81	54.80	68.00	65.25	0.00	0.00	0.00	0.00	0.00	0.00	253.86	248.00	5.86
	26.90	669.06	680.76	706.70	681.59	691.19	683.80	666.40	679.22	680.10	659.65	660.36	611.05	688.05	8,784.83	8,939.00	(154.17)

FY16 OASIS to FY16 Enrollment

	Pre K	K	1	2	3	4	5	6	7	8	9	10	11	12	Total OASIS	FY16 on 10/23/15	Difference
Aurora Borealis	0.00	24.00	23.80	22.00	24.00	20.00	20.00	20.00	18.00	10.00	0.00	0.00	0.00	0.00	181.80	182.00	(0.20)
Chapman	0.00	16.20	12.00	16.50	13.00	12.70	9.00	9.00	7.75	6.25	0.00	0.00	0.00	0.00	102.40	110.00	(7.60)
Connections	0.00	46.25	57.05	43.17	46.50	49.25	47.55	48.38	46.96	59.66	53.52	51.68	73.85	102.23	726.05	781.00	(54.95)
Cooper Landing	0.00	3.95	2.00	2.00	0.00	2.00	2.70	0.00	2.00	0.00	0.00	0.00	0.00	0.00	14.65	14.00	0.65
Fireweed Academy	0.00	12.50	10.00	20.00	12.00	15.00	13.00	9.00	0.00	0.00	0.00	0.00	0.00	0.00	91.50	89.00	2.50
Homer Flex	0.00	0.00	0.00	0.00	0.00	0.00	0.00	0.00	0.00	0.00	4.00	7.45	12.00	12.60	36.05	37.00	(0.95)
Homer High	0.00	0.00	0.00	0.00	0.00	0.00	0.00	0.00	0.00	0.00	116.00	91.59	74.75	86.85	369.19	359.00	10.19
Homer Middle	0.00	0.00	0.00	0.00	0.00	0.00	0.00	0.00	98.00	91.15	0.00	0.00	0.00	0.00	189.15	187.00	2.15
Hope	0.00	0.00	1.00	1.00	3.00	2.00	2.00	3.00	1.00	1.00	1.00	0.00	1.00	0.00	16.00	16.00	0.00
Kachemak Selo	0.00	1.00	1.00	4.00	2.00	3.00	6.00	5.00	7.00	3.00	6.00	5.00	3.00	3.00	49.00	49.00	0.00
Kaleidoscope Charter	0.00	35.25	44.00	44.00	44.00	44.00	44.00	0.00	0.00	0.00	0.00	0.00	0.00	0.00	255.25	255.00	0.25
K-Beach	0.75	73.50	55.00	66.05	56.30	55.25	57.10	54.58	0.00	0.00	0.00	0.00	0.00	0.00	418.53	418.00	0.53
Kenai Alternative	3.30	0.00	0.00	0.00	0.00	0.00	0.00	0.00	0.00	0.00	0.00	1.85	23.80	44.30	73.25	81.00	(7.75)
Kenai Central High	0.00	0.00	0.00	0.00	0.00	0.00	0.00	0.00	0.00	0.00	135.33	126.76	134.80	108.50	505.39	478.00	27.39
Kenai Middle	0.00	0.00	0.00	0.00	0.00	0.00	0.00	117.25	131.50	129.75	0.00	0.00	0.00	0.00	378.50	369.00	9.50
Marathon	0.00	0.00	0.00	0.00	0.00	0.00	0.00	0.00	0.00	0.85	1.75	4.25	0.95	2.20	10.00	6.00	4.00
McNeil Canyon	0.00	13.00	14.00	11.00	19.00	21.00	16.00	22.00	0.00	0.00	0.00	0.00	0.00	0.00	116.00	116.00	0.00
Moose Pass	0.00	2.00	2.00	2.00	0.00	2.00	2.00	0.00	0.00	0.00	0.00	0.00	0.00	0.00	10.00	10.00	0.00
Mountain View	2.10	90.45	72.40	69.75	73.40	51.25	71.55	0.00	0.00	0.00	0.00	0.00	0.00	0.00	430.90	451.00	(20.10)
Nanwalek	0.50	5.00	6.00	4.00	7.00	9.00	11.00	8.00	5.00	6.60	4.00	5.00	3.00	3.00	77.10	76.00	1.10
Nikiski Middle/Senior	0.00	0.00	0.00	0.00	0.00	0.00	0.00	49.25	52.00	48.09	62.20	48.10	57.70	51.50	368.84	364.00	4.84
Nikiski North Star	2.50	60.40	70.70	55.30	54.50	57.70	49.50	0.00	0.00	0.00	0.00	0.00	0.00	0.00	350.60	372.00	(21.40)
Nikolaevsk	0.00	3.00	3.00	3.00	2.00	4.00	3.00	9.00	7.00	7.00	3.00	9.00	3.00	10.00	66.00	66.00	0.00
Ninilchik	0.00	6.55	9.25	11.00	8.00	7.00	13.00	16.00	11.00	12.00	11.00	9.00	13.00	12.80	139.60	138.00	1.60
Paul Banks	4.81	49.05	71.25	59.39	0.00	0.00	0.00	0.00	0.00	0.00	0.00	0.00	0.00	0.00	184.50	206.00	(21.50)
Port Graham	0.00	4.00	2.80	3.00	2.80	2.00	3.00	2.00	1.00	1.00	1.00	2.00	1.00	1.00	26.60	25.00	1.60
Razdolna	0.00	6.00	7.00	4.00	14.00	4.00	9.00	9.00	7.75	5.00	9.00	0.00	3.50	3.48	81.73	79.00	2.73
Redoubt	0.25	36.50	41.80	53.45	53.70	46.00	60.05	60.00	0.00	0.00	0.00	0.00	0.00	0.00	351.75	367.00	(15.25)
River City Academy	0.00	0.00	0.00	0.00	0.00	0.00	0.00	0.00	8.75	11.40	19.45	8.05	14.00	12.00	73.65	77.00	(3.35)
Seward Elem	3.45	45.20	50.25	55.13	58.10	47.45	25.75	0.00	0.00	0.00	0.00	0.00	0.00	0.00	285.33	313.00	(27.67)
Seward High	0.00	0.00	0.00	0.00	0.00	0.00	0.00	0.00	0.00	0.00	43.15	47.00	43.15	44.00	177.30	177.00	0.30
Seward Middle	0.00	0.00	0.00	0.00	0.00	0.00	0.00	48.45	47.30	48.75	0.00	0.00	0.00	0.00	144.50	142.00	2.50
Skyview Middle	0.00	0.00	0.00	0.00	0.00	0.00	0.00	0.00	211.49	208.50	0.00	0.00	0.00	0.00	419.99	418.00	1.99
Soldotna Elem	8.86	42.00	43.00	40.70	35.65	54.15	45.00	39.15	0.00	0.00	0.00	0.00	0.00	0.00	308.51	343.00	(34.49)
Soldotna High	0.00	0.00	0.00	0.00	0.00	0.00	0.00	0.00	0.00	0.00	0.00	191.78	206.25	173.55	571.58	560.00	11.58
Soldotna Montessori Charter	0.00	23.00	21.00	23.00	25.00	23.00	24.00	23.00	0.00	0.00	0.00	0.00	0.00	0.00	162.00	162.00	0.00
Soldotna Prep	0.00	0.00	0.00	0.00	0.00	0.00	0.00	0.00	0.00	0.00	190.35	0.00	0.00	0.00	190.35	183.00	7.35
Sterling	1.25	31.65	30.25	31.75	43.25	36.30	23.00	30.30	0.00	0.00	0.00	0.00	0.00	0.00	227.75	238.00	(10.25)
Susan B English	0.00	5.00	3.20	3.00	1.00	2.00	3.00	3.00	3.00	4.00	2.00	4.25	4.20	8.00	45.65	45.00	0.65
Tebughna	0.00	1.00	1.30	5.00	5.00	1.00	4.00	3.00	5.00	5.00	1.00	1.00	3.70	3.00	39.00	40.00	(1.00)
Tustumena	0.36	19.00	35.80	23.55	25.00	28.55	24.55	18.00	0.00	0.00	0.00	0.00	0.00	0.00	174.81	182.00	(7.19)
Voznesenka	0.00	7.00	6.00	12.00	5.00	12.00	5.00	10.00	5.00	8.00	11.00	11.00	5.00	7.25	104.25	114.00	(9.75)
West Homer	0.00	0.00	0.00	0.00	55.50	62.00	61.45	63.65	0.00	0.00	0.00	0.00	0.00	0.00	242.60	240.00	2.60
	28.13	662.45	696.85	688.74	688.70	673.60	655.20	680.01	676.50	667.00	674.75	624.76	681.65	689.26	8,787.60	8,935.00	(147.40)

FY15 OASIS to FY15 Enrollment

	Pre K	K	1	2	3	4	5	6	7	8	9	10	11	12	Total OASIS	FY15 on 10/24/14	Difference
Aurora Borealis	0.25	25.00	22.00	24.00	22.00	21.00	23.00	20.00	13.00	17.00	0.00	0.00	0.00	0.00	187.25	188.00	(0.75)
Chapman	0.00	15.50	15.00	14.25	11.00	10.00	7.00	11.00	6.00	12.00	0.00	0.00	0.00	0.00	101.75	111.00	(9.25)
Connections	0.00	53.74	41.50	49.25	41.43	45.83	44.98	38.25	53.91	45.88	40.41	59.50	82.47	97.80	694.95	767.00	(72.05)
Cooper Landing	0.00	4.00	1.00	0.00	2.00	4.70	0.00	2.00	2.00	1.00	0.00	0.00	1.00	1.00	18.70	18.00	0.70
Fireweed Academy	0.00	11.90	25.85	13.00	17.75	10.00	10.00	14.00	0.00	0.00	0.00	0.00	0.00	0.00	102.50	101.00	1.50
Homer Flex	0.00	0.00	0.00	0.00	0.00	0.00	0.00	0.00	0.00	0.00	3.85	5.00	5.50	17.25	31.60	30.00	1.60
Homer High	0.00	0.00	0.00	0.00	0.00	0.00	0.00	0.00	0.00	0.00	102.29	92.74	93.95	102.85	391.83	380.00	11.83
Homer Middle	0.00	0.00	0.00	0.00	0.00	0.00	0.00	0.00	96.49	100.95	0.00	0.00	0.00	0.00	197.44	194.00	3.44
Hope	0.00	2.00	1.00	3.00	2.00	3.00	3.00	2.00	1.00	2.00	1.00	1.00	0.00	1.00	22.00	22.00	0.00
Kachemak Selo	0.00	2.00	4.00	2.00	4.00	6.00	6.00	7.00	3.00	7.00	6.00	3.00	2.75	5.00	57.75	58.00	(0.25)
Kaleidoscope Charter	0.00	38.00	39.00	40.85	38.00	43.40	41.85	12.00	0.00	0.00	0.00	0.00	0.00	0.00	253.10	254.00	(0.90)
K-Beach	1.59	56.84	62.70	52.00	56.45	52.65	65.00	38.00	0.00	0.00	0.00	0.00	0.00	0.00	385.23	385.00	0.23
Kenai Alternative	5.00	0.00	0.00	0.00	0.00	0.00	0.00	0.00	0.00	0.00	0.00	1.50	15.70	48.70	70.90	73.00	(2.10)
Kenai Central High	0.00	0.00	0.00	0.00	0.00	0.00	0.00	0.00	0.00	0.00	122.50	143.08	115.85	109.16	490.59	469.00	21.59
Kenai Middle	0.00	0.00	0.00	0.00	0.00	0.00	0.00	119.00	125.00	137.25	0.00	0.00	0.00	0.00	381.25	377.00	4.25
Marathon	0.00	0.00	0.00	0.00	0.00	0.00	0.00	0.00	0.00	0.00	1.40	0.00	4.85	3.75	10.00	9.00	1.00
McNeil Canyon	0.00	11.00	12.00	16.00	20.00	13.00	22.00	26.00	0.00	0.00	0.00	0.00	0.00	0.00	120.00	120.00	0.00
Moose Pass	0.00	3.75	2.00	0.00	3.00	2.00	1.00	1.00	0.00	1.00	0.00	0.00	0.00	0.00	13.75	14.00	(0.25)
Mountain View	2.45	69.43	83.15	72.10	57.90	73.42	68.80	0.00	0.00	0.00	0.00	0.00	0.00	0.00	427.25	445.00	(17.75)
Nanwalek	0.50	6.00	4.00	7.00	10.15	10.00	8.00	6.00	7.00	3.50	4.00	3.15	4.00	4.00	77.30	79.00	(1.70)
Nikiski Middle/Senior	0.00	0.00	0.00	0.00	0.00	0.00	0.00	58.05	54.55	64.05	50.56	67.05	57.00	56.00	407.26	399.00	8.26
Nikiski North Star	0.75	69.20	58.85	61.15	56.75	52.75	49.05	0.00	0.00	0.00	0.00	0.00	0.00	0.00	348.50	366.00	(17.50)
Nikolaevsk	0.00	2.00	2.00	2.00	4.00	2.00	10.00	7.00	10.00	2.00	9.00	3.00	8.00	3.00	64.00	64.00	0.00
Ninilchik	0.00	6.53	12.25	9.15	6.83	12.00	15.50	13.00	12.15	14.00	14.25	15.00	15.50	9.74	155.90	150.00	5.90
Paul Banks	3.23	74.25	55.10	50.85	0.00	0.00	0.00	0.00	0.00	0.00	0.00	0.00	0.00	0.00	183.43	203.00	(19.57)
Port Graham	0.00	3.00	5.00	3.00	2.00	4.00	2.00	2.00	1.00	1.00	2.00	1.00	0.00	1.00	27.00	27.00	0.00
Razdolna	0.00	7.00	4.00	14.00	4.00	9.00	10.00	8.00	5.00	9.00	1.00	4.00	4.48	4.00	83.48	83.00	0.48
Redoubt	0.50	43.40	53.95	48.40	54.60	62.40	61.40	76.00	0.00	0.00	0.00	0.00	0.00	0.00	400.65	420.00	(19.35)
River City Academy	0.00	0.00	0.00	0.00	0.00	0.00	0.00	0.00	11.00	23.00	12.00	13.95	13.50	15.00	88.45	87.00	1.45
Seward Elem	1.25	46.40	52.45	55.25	50.80	29.80	43.50	0.00	0.00	0.00	0.00	0.00	0.00	0.00	279.45	305.00	(25.55)
Seward High	0.00	0.00	0.00	0.00	0.00	0.00	0.00	0.00	0.00	0.00	47.00	42.75	41.40	54.20	185.35	183.00	2.35
Seward Middle	0.00	0.00	0.00	0.00	0.00	0.00	0.00	51.95	36.00	38.00	0.00	0.00	0.00	0.00	125.95	128.00	(2.05)
Skyview Middle	0.00	0.00	0.00	0.00	0.00	0.00	0.00	0.00	201.50	188.38	0.00	0.00	0.00	0.00	389.88	384.00	5.88
Soldotna Elem	5.15	52.25	37.30	40.65	46.65	36.00	37.50	34.95	0.00	0.00	0.00	0.00	0.00	0.00	290.45	316.00	(25.55)
Soldotna High	0.00	0.00	0.00	0.00	0.00	0.00	0.00	0.00	0.00	0.00	0.00	217.74	181.45	184.41	583.60	570.00	13.60
Soldotna Montessori Charter	0.00	22.00	21.00	22.00	22.00	20.00	23.28	25.00	0.00	0.00	0.00	0.00	0.00	0.00	155.28	153.00	2.28
Soldotna Prep	0.00	0.00	0.00	0.00	0.00	0.00	0.00	0.00	0.00	0.00	203.15	0.00	0.00	0.00	203.15	198.00	5.15
Sterling	1.00	31.25	31.95	43.35	36.95	29.65	34.25	30.65	0.00	0.00	0.00	0.00	0.00	0.00	239.05	243.00	(3.95)
Susan B English	0.00	1.00	2.00	1.00	2.00	2.00	2.00	3.00	5.00	2.00	5.00	2.00	10.50	3.00	40.50	40.00	0.50
Tebughna	0.00	3.00	5.00	3.00	1.00	3.00	1.25	3.00	4.00	2.00	2.00	2.25	1.00	1.00	31.50	33.00	(1.50)
Tustumena	0.25	31.85	24.65	23.20	22.90	21.00	18.70	26.00	0.00	0.00	0.00	0.00	0.00	0.00	168.55	176.00	(7.45)
Voznesenka	0.00	6.00	13.00	5.00	11.00	4.00	10.00	4.00	7.00	11.00	11.75	8.00	11.00	9.35	111.10	118.00	(6.90)
West Homer	0.00	0.00	0.00	0.00	57.00	59.95	58.95	54.35	0.00	0.00	0.00	0.00	0.00	0.00	230.25	234.00	(3.75)
	21.92	698.29	691.70	675.45	664.16	642.55	678.01	693.20	654.60	682.01	639.16	685.71	669.90	731.21	8,827.87	8,974.00	(146.13)

FY14 OASIS to FY14 Enrollment

	Pre K	K	1	2	3	4	5	6	7	8	9	10	11	12	Total OASIS	FY14 on 10/17/13	Difference
Aurora Borealis	0.00	24.00	23.00	22.00	24.00	24.00	24.00	21.00	18.00	13.05	0.00	0.00	0.00	0.00	193.05	193.00	0.05
Chapman	0.50	20.25	14.45	13.00	12.00	9.20	13.00	6.00	14.00	7.00	0.00	0.00	0.00	0.00	109.40	124.00	(14.60)
Connections	0.00	42.50	53.60	43.00	50.25	51.65	44.85	52.75	58.70	49.76	52.50	69.63	85.32	94.60	749.11	802.00	(52.89)
Cooper Landing	0.00	1.00	1.00	2.00	5.00	0.00	2.00	2.00	1.00	1.00	1.00	0.00	1.00	0.00	17.00	17.00	0.00
Fireweed Academy	0.00	23.95	11.85	23.10	12.95	11.00	12.65	13.00	0.00	0.00	0.00	0.00	0.00	0.00	108.50	108.00	0.50
Homer Flex	0.00	0.00	0.00	0.00	0.00	0.00	0.00	0.00	0.00	0.00	0.00	4.45	16.45	13.10	34.00	33.00	1.00
Homer High	0.00	0.00	0.00	0.00	0.00	0.00	0.00	0.00	0.00	0.00	101.20	101.34	100.77	85.90	389.21	377.00	12.21
Homer Middle	0.00	0.00	0.00	0.00	0.00	0.00	0.00	0.00	92.25	97.30	0.00	0.00	0.00	0.00	189.55	186.00	3.55
Hope	0.25	1.00	3.00	2.00	1.00	2.00	1.00	1.00	1.00	0.00	1.00	1.00	1.00	2.00	17.25	18.00	(0.75)
Kachemak Selo	0.00	4.00	2.00	4.00	6.00	6.00	8.00	4.00	7.00	6.00	4.00	3.00	6.00	3.00	63.00	63.00	0.00
Kaleidoscope Charter	0.00	36.00	35.85	37.00	36.00	36.35	38.00	33.00	0.00	0.00	0.00	0.00	0.00	0.00	252.20	251.00	1.20
K-Beach	1.10	59.00	49.00	62.00	53.00	63.00	48.00	49.65	0.00	0.00	0.00	0.00	0.00	0.00	384.75	389.00	(4.25)
Kenai Alternative	3.93	0.00	0.00	0.00	0.00	0.00	0.00	0.00	0.00	0.00	0.00	3.20	14.50	57.55	79.18	90.00	(10.82)
Kenai Central High	0.00	0.00	0.00	0.00	0.00	0.00	0.00	0.00	0.00	0.00	146.95	136.38	132.30	115.90	531.53	518.00	13.53
Kenai Middle	0.00	0.00	0.00	0.00	0.00	0.00	0.00	94.55	140.50	116.40	0.00	0.00	0.00	0.00	351.45	348.00	3.45
Marathon	0.00	0.00	0.00	0.00	0.00	0.00	0.00	0.00	0.00	0.00	0.75	1.65	0.95	6.65	10.00	6.00	4.00
McNeil Canyon	0.00	13.00	18.00	21.00	14.00	26.00	25.00	14.00	0.00	0.00	0.00	0.00	0.00	0.00	131.00	131.00	0.00
Moose Pass	0.00	2.10	2.00	3.00	3.00	1.00	2.00	3.00	0.00	0.00	0.00	0.00	0.00	0.00	16.10	16.00	0.10
Mountain View	2.69	84.40	75.70	57.30	72.35	58.70	72.60	0.00	0.00	0.00	0.00	0.00	0.00	0.00	423.74	441.00	(17.26)
Nanwalek	0.25	4.80	4.50	10.75	11.00	11.00	4.25	7.00	3.00	5.00	4.00	3.00	3.25	7.00	78.80	78.00	0.80
Nikiski Middle/Senior	0.00	0.00	0.00	0.00	0.00	0.00	0.00	54.00	65.50	52.30	65.50	61.05	60.60	42.00	400.95	397.00	3.95
Nikiski North Star	0.50	55.50	61.00	57.85	55.05	53.00	60.90	0.00	0.00	0.00	0.00	0.00	0.00	0.00	343.80	362.00	(18.20)
Nikolaevsk	0.00	4.00	4.00	4.00	5.00	10.00	7.00	8.00	2.00	9.00	3.00	8.50	4.00	3.60	72.10	72.00	0.10
Ninilchik	0.25	12.50	8.50	8.00	12.30	14.80	9.00	8.25	10.00	11.25	14.00	15.70	9.50	5.25	139.30	139.00	0.30
Paul Banks	2.50	54.20	51.80	56.55	0.00	0.00	0.00	0.00	0.00	0.00	0.00	0.00	0.00	0.00	165.05	190.00	(24.95)
Port Graham	0.00	4.00	3.00	1.00	3.00	1.00	1.00	1.00	1.00	1.00	2.00	1.00	0.00	1.00	20.00	20.00	0.00
Razdolna	0.00	3.00	15.00	4.00	9.00	10.00	8.00	5.00	9.00	1.00	4.00	5.00	4.00	0.00	77.00	77.00	0.00
Redoubt	0.75	55.60	38.00	49.55	59.60	52.00	65.00	53.00	0.00	0.00	0.00	0.00	0.00	0.00	373.50	390.00	(16.50)
River City Academy	0.00	0.00	0.00	0.00	0.00	0.00	0.00	0.00	15.50	11.00	15.60	11.00	10.00	8.35	71.45	70.00	1.45
Seward Elem	1.75	52.15	55.80	51.70	29.00	40.55	46.95	34.65	0.00	0.00	0.00	0.00	0.00	0.00	312.55	338.00	(25.45)
Seward High	0.00	0.00	0.00	0.00	0.00	0.00	0.00	0.00	0.00	0.00	37.65	45.80	54.15	38.15	175.75	175.00	0.75
Seward Middle	0.00	0.00	0.00	0.00	0.00	0.00	0.00	0.00	36.55	45.50	0.00	0.00	0.00	0.00	82.05	81.00	1.05
Skyview	0.00	0.00	0.00	0.00	0.00	0.00	0.00	0.00	0.00	0.00	54.75	63.76	78.50	71.65	268.66	261.00	7.66
Soldotna Elem	5.86	41.90	35.10	42.00	33.15	41.45	30.75	34.00	0.00	0.00	0.00	0.00	0.00	0.00	264.21	295.00	(30.79)
Soldotna High	0.00	0.00	0.00	0.00	0.00	0.00	0.00	0.00	0.00	0.00	172.40	124.40	134.80	108.30	539.90	531.00	8.90
Soldotna Middle	0.00	0.00	0.00	0.00	0.00	0.00	0.00	0.00	182.19	189.85	0.00	0.00	0.00	0.00	372.04	367.00	5.04
Soldotna Montessori Charter	0.00	23.00	24.00	23.00	23.00	24.50	27.00	22.00	0.00	0.00	0.00	0.00	0.00	0.00	166.50	165.00	1.50
Sterling	1.00	25.00	40.00	27.00	25.50	25.00	29.00	27.00	0.00	0.00	0.00	0.00	0.00	0.00	199.50	208.00	(8.50)
Susan B English	0.00	4.00	1.00	2.00	2.00	2.00	3.00	5.00	1.00	5.00	4.00	11.00	4.00	4.00	48.00	48.00	0.00
Tebughna	0.00	4.80	4.30	1.00	3.30	2.00	2.30	7.00	2.00	2.00	4.00	1.00	1.00	1.00	35.70	35.00	0.70
Tustumena	0.59	24.50	28.70	24.00	21.25	23.00	23.95	21.70	0.00	0.00	0.00	0.00	0.00	0.00	167.69	180.00	(12.31)
Voznesenka	0.00	11.00	3.00	8.00	5.00	7.00	5.00	5.00	11.00	13.00	8.00	11.00	9.75	7.00	103.75	110.00	(6.25)
West Homer	0.00	0.00	0.00	0.00	57.40	55.60	55.75	63.50	0.00	0.00	0.00	0.00	0.00	0.00	232.25	232.00	0.25
	21.92	691.15	667.15	659.80	644.10	661.80	669.95	650.05	671.19	636.41	696.30	682.86	731.84	676.00	8,760.52	8,932.00	(171.48)

FY13 OASIS to FY13 Enrollment

	Pre K	K	1	2	3	4	5	6	7	8	9	10	11	12	Total OASIS	FY13 on 10/26/12	Difference
Aurora Borealis	0.00	23.70	21.40	22.00	25.00	24.00	22.00	22.00	18.00	10.05	0.00	0.00	0.00	0.00	188.15	186.00	2.15
Chapman	0.56	14.50	16.25	8.40	10.00	12.50	7.00	12.00	8.84	8.00	0.00	0.00	0.00	0.00	98.05	115.00	(16.95)
Connections	0.00	62.25	41.00	67.20	56.10	56.30	63.25	64.25	61.88	69.51	67.74	65.54	69.35	92.08	836.44	918.00	(81.56)
Cooper Landing	0.00	1.00	2.00	3.50	0.00	2.00	0.05	1.00	1.00	0.00	0.00	1.00	0.00	0.00	11.55	12.00	(0.45)
Fireweed Academy	0.00	9.75	27.00	14.00	11.00	14.50	14.25	19.00	0.00	0.00	0.00	0.00	0.00	0.00	109.50	108.00	1.50
Homer Flex	0.00	0.00	0.00	0.00	0.00	0.00	0.00	0.00	0.00	0.00	4.25	7.40	8.35	8.30	28.30	33.00	(4.70)
Homer High	0.00	0.00	0.00	0.00	0.00	0.00	0.00	0.00	0.00	0.00	104.56	119.21	96.50	86.34	406.62	384.00	22.62
Homer Middle	0.00	0.00	0.00	0.00	0.00	0.00	0.00	0.00	90.00	93.75	0.00	0.00	0.00	0.00	183.75	182.00	1.75
Hope	0.00	1.90	1.00	1.00	2.00	0.90	1.00	1.00	0.00	1.00	1.00	1.00	3.00	2.00	16.80	17.00	(0.20)
Kachemak Selo	0.00	2.00	4.00	6.00	6.00	9.00	3.00	7.00	6.00	4.00	3.00	7.00	5.00	2.00	64.00	64.00	0.00
Kaleidoscope Charter	0.00	36.15	35.90	36.00	36.00	36.00	41.00	32.00	0.00	0.00	0.00	0.00	0.00	0.00	253.05	252.00	1.05
K-Beach	1.00	49.90	57.65	47.45	64.05	49.00	58.35	46.50	0.00	0.00	0.00	0.00	0.00	0.00	373.90	374.00	(0.10)
Kenai Alternative	3.25	0.00	0.00	0.00	0.00	0.00	0.00	0.00	0.00	0.00	0.00	2.00	26.35	46.63	78.23	83.00	(4.78)
Kenai Central High	0.00	0.00	0.00	0.00	0.00	0.00	0.00	0.00	0.00	0.00	144.10	135.75	128.50	113.90	522.25	511.00	11.25
Kenai Middle	0.00	0.00	0.00	0.00	0.00	0.00	0.00	114.85	110.04	149.39	0.00	0.00	0.00	0.00	374.28	367.00	7.27
Marathon	0.00	0.00	0.00	0.00	0.00	0.00	0.00	0.00	0.00	0.00	1.00	1.00	0.50	7.50	10.00	4.00	6.00
McNeil Canyon	0.00	21.85	19.50	13.00	25.00	24.00	12.00	22.00	0.00	0.00	0.00	0.00	0.00	0.00	137.35	136.00	1.35
Moose Pass	0.00	3.00	4.00	3.00	1.00	2.00	3.00	1.00	0.00	0.00	0.00	0.00	0.00	0.00	17.00	17.00	0.00
Mountain View	1.75	83.85	63.95	72.55	71.85	86.15	73.80	0.00	0.00	0.00	0.00	0.00	0.00	0.00	453.90	468.00	(14.10)
Nanwalek	0.03	4.00	10.00	10.00	11.00	5.00	7.75	3.70	5.00	4.00	5.00	5.00	6.65	3.00	80.13	79.00	1.13
Nikiski Middle/Senior	0.00	0.00	0.00	0.00	0.00	0.00	0.00	61.40	43.00	61.15	65.95	60.50	42.10	54.66	388.76	384.00	4.76
Nikiski North Star	0.50	60.20	55.80	57.20	56.00	54.40	56.10	0.00	0.00	0.00	0.00	0.00	0.00	0.00	340.20	360.00	(19.80)
Nikolaevsk	0.00	3.00	6.00	2.00	9.00	7.00	8.00	2.00	10.00	3.00	9.00	3.00	3.50	5.50	71.00	70.00	1.00
Ninilchik	0.16	7.00	8.00	11.00	13.00	9.00	13.10	10.35	10.00	14.65	17.75	11.43	10.15	8.00	143.59	141.00	2.59
Paul Banks	3.66	54.40	57.25	58.00	0.00	0.00	0.00	0.00	0.00	0.00	0.00	0.00	0.00	0.00	173.31	194.00	(20.69)
Port Graham	0.00	3.00	1.00	3.00	1.00	1.00	1.00	1.00	1.00	2.00	1.00	1.00	2.00	1.00	19.00	19.00	0.00
Razdolna	0.00	14.00	4.00	9.00	10.00	8.00	5.00	9.00	1.00	5.00	3.50	4.00	4.00	1.00	77.50	76.00	1.50
Redoubt	1.00	48.45	54.65	58.25	57.65	64.85	53.00	52.50	0.00	0.00	0.00	0.00	0.00	0.00	390.35	409.00	(18.65)
River City Academy	0.00	0.00	0.00	0.00	0.00	0.00	0.00	0.00	9.45	20.20	18.00	12.90	8.00	7.00	75.55	76.00	(0.45)
Seward Elem	3.25	61.65	46.25	33.25	40.00	48.00	42.30	33.30	0.00	0.00	0.00	0.00	0.00	0.00	308.00	336.00	(28.00)
Seward High	0.00	0.00	0.00	0.00	0.00	0.00	0.00	0.00	0.00	0.00	42.25	50.55	41.45	48.40	182.65	182.00	0.65
Seward Middle	0.00	0.00	0.00	0.00	0.00	0.00	0.00	0.00	42.25	40.00	0.00	0.00	0.00	0.00	82.25	83.00	(0.75)
Skyview	0.00	0.00	0.00	0.00	0.00	0.00	0.00	0.00	0.00	0.00	69.25	96.13	90.30	76.61	332.29	323.00	9.29
Soldotna Elem	5.75	40.25	41.10	35.80	39.70	33.00	33.25	31.25	0.00	0.00	0.00	0.00	0.00	0.00	260.10	293.00	(32.90)
Soldotna High	0.00	0.00	0.00	0.00	0.00	0.00	0.00	0.00	0.00	0.00	119.75	133.00	106.28	128.10	487.13	472.00	15.13
Soldotna Middle	0.00	0.00	0.00	0.00	0.00	0.00	0.00	0.00	193.50	217.75	0.00	0.00	0.00	0.00	411.25	404.00	7.25
Soldotna Montessori Charter	0.00	22.70	23.95	24.70	25.00	26.00	24.00	19.70	0.00	0.00	0.00	0.00	0.00	0.00	166.05	164.00	2.05
Sterling	1.44	28.75	27.55	24.00	23.00	31.30	22.00	17.95	0.00	0.00	0.00	0.00	0.00	0.00	175.99	189.00	(13.01)
Susan B English	0.00	1.00	2.00	2.00	2.00	3.00	5.00	1.00	6.00	2.00	10.25	2.50	4.00	0.00	40.75	40.00	0.75
Tebughna	0.25	5.00	1.00	3.00	3.00	2.00	6.00	3.00	1.00	9.00	2.00	2.00	2.00	0.00	39.25	40.00	(0.75)
Tustumena	0.39	25.00	21.75	21.00	23.75	20.00	18.00	24.95	0.00	0.00	0.00	0.00	0.00	0.00	154.84	162.00	(7.16)
Voznesenka	0.00	3.00	8.00	5.00	5.00	4.00	4.00	9.00	13.00	8.00	12.00	10.00	6.78	11.00	98.78	107.00	(8.22)
West Homer	0.00	0.00	0.00	0.00	61.00	54.25	63.25	51.75	0.00	0.00	0.00	0.00	0.00	0.00	230.25	231.00	(0.75)
	22.99	691.25	661.95	651.30	688.10	687.15	660.45	674.45	630.95	722.45	701.35	731.90	664.75	703.02	8,892.06	9065.00	(172.94)

FY12 OASIS to FY12 Enrollment

	Pre K	K	1	2	3	4	5	6	7	8	9	10	11	12	Total OASIS	FY12 on 10/24/11	Difference
Aurora Borealis	0.00	23.90	23.70	24.00	24.00	23.00	23.00	21.00	17.00	13.70	0.00	0.00	0.00	0.00	193.30	194.00	(0.70)
Chapman	0.00	17.00	13.00	10.00	13.00	8.00	12.85	9.45	7.27	10.26	0.00	0.00	0.00	0.00	100.83	123.00	(22.17)
Connections	0.00	38.00	54.25	51.50	43.25	61.00	61.20	49.16	58.62	75.75	61.03	71.30	87.28	108.50	820.84	901.00	(80.16)
Cooper Landing	0.00	2.00	3.00	0.00	2.00	0.00	1.00	1.00	0.00	0.00	0.00	1.00	0.00	0.00	10.00	10.00	0.00
Fireweed Academy	0.00	25.90	20.70	7.45	17.00	17.00	19.00	23.00	0.00	0.00	0.00	0.00	0.00	0.00	130.05	130.00	0.05
Homer Flex	0.00	0.00	0.00	0.00	0.00	0.00	0.00	0.00	0.00	0.00	1.00	7.50	9.35	17.25	35.10	37.00	(1.90)
Homer High	0.00	0.00	0.00	0.00	0.00	0.00	0.00	0.00	0.00	0.00	116.82	100.88	83.50	106.85	408.05	393.00	15.05
Homer Middle	0.00	0.00	0.00	0.00	0.00	0.00	0.00	0.00	96.80	95.65	0.00	0.00	0.00	0.00	192.45	190.00	2.45
Hope	0.00	1.00	1.00	2.00	0.00	1.00	1.00	0.00	1.00	0.00	1.00	2.00	2.00	0.00	12.00	12.00	0.00
Kachemak Selo	0.00	4.00	6.00	7.00	9.00	3.00	9.00	7.00	4.00	5.00	8.00	4.00	2.00	7.00	75.00	75.00	0.00
Kaleidoscope Charter	0.00	36.60	36.95	34.90	36.00	36.95	42.80	24.40	0.00	0.00	0.00	0.00	0.00	0.00	248.60	248.00	0.60
K-Beach	0.50	50.45	56.25	59.80	51.35	59.60	67.85	58.60	0.00	0.00	0.00	0.00	0.00	0.00	404.40	405.00	(0.60)
Kenai Alternative	7.25	0.00	0.00	0.00	0.00	0.00	0.00	0.00	0.00	0.00	0.00	3.35	19.40	50.43	80.43	92.00	(11.57)
Kenai Central High	0.00	0.00	0.00	0.00	0.00	0.00	0.00	0.00	0.00	0.00	135.90	141.25	128.40	120.30	525.85	514.00	11.85
Kenai Middle	0.00	0.00	0.00	0.00	0.00	0.00	0.00	93.35	143.18	125.20	0.00	0.00	0.00	0.00	361.73	357.00	4.73
Marathon *	0.00	0.00	0.00	0.00	0.00	0.00	0.00	0.00	0.20	0.00	2.00	0.00	0.90	6.90	10.00	5.00	5.00
McNeil Canyon	0.00	18.00	11.00	19.00	24.00	16.00	19.00	19.00	0.00	0.00	0.00	0.00	0.00	0.00	126.00	126.00	0.00
Moose Pass	0.00	3.00	1.00	2.00	2.00	3.00	1.00	4.00	2.00	0.00	0.00	0.00	0.00	0.00	18.00	18.00	0.00
Mountain View	1.75	62.00	82.55	64.35	78.70	74.75	71.20	0.00	0.00	0.00	0.00	0.00	0.00	0.00	435.30	460.00	(24.70)
Nanwalek	0.00	10.00	10.00	8.25	5.00	7.00	6.00	5.00	3.00	4.00	5.65	8.00	3.00	3.35	78.25	78.00	0.25
Nikiski Middle/Senior	0.00	0.00	0.00	0.00	0.00	0.00	0.00	39.20	59.80	67.00	61.30	49.45	67.10	52.93	396.78	392.00	4.78
Nikiski North Star	1.16	63.40	54.10	54.15	57.65	54.95	62.10	0.00	0.00	0.00	0.00	0.00	0.00	0.00	347.51	369.00	(21.49)
Nikolaevsk	0.00	5.00	2.00	9.00	7.00	8.00	2.00	10.00	3.00	10.00	4.00	5.00	5.50	0.00	70.50	70.00	0.50
Ninilchik	0.25	8.00	11.00	15.00	7.00	15.25	12.15	12.10	17.25	16.00	12.85	12.95	11.35	13.50	164.65	161.00	3.65
Paul Banks	2.25	49.00	50.00	61.70	0.00	0.00	0.00	0.00	0.00	0.00	0.00	0.00	0.00	0.00	162.95	169.00	(6.05)
Port Graham	0.00	2.00	4.00	2.00	1.00	1.00	2.00	1.00	2.00	1.00	0.00	1.00	1.00	3.40	21.40	21.00	0.40
Razdolna	0.00	4.00	9.00	10.00	8.00	5.00	9.00	1.00	4.00	5.00	5.00	3.50	1.00	0.00	64.50	63.00	1.50
Redoubt	0.04	58.30	49.30	57.85	57.50	46.25	53.25	48.57	0.00	0.00	0.00	0.00	0.00	0.00	371.06	388.00	(16.94)
River City Academy	0.00	0.00	0.00	0.00	0.00	0.00	0.00	0.00	15.00	15.50	15.25	13.30	8.40	4.00	71.45	73.00	(1.55)
Seward Elem	2.69	45.45	29.45	46.40	43.50	41.00	36.00	35.00	0.00	0.00	0.00	0.00	0.00	0.00	279.49	286.00	(6.51)
Seward High	0.00	0.00	0.00	0.00	0.00	0.00	0.00	0.00	0.00	0.00	50.00	41.80	41.95	43.56	177.31	177.00	0.31
Seward Middle	0.00	0.00	0.00	0.00	0.00	0.00	0.00	0.00	38.37	41.15	0.00	0.00	0.00	0.00	79.52	78.00	1.52
Skyview	0.00	0.00	0.00	0.00	0.00	0.00	0.00	0.00	0.00	0.00	95.60	87.55	89.25	97.25	369.65	363.00	6.65
Soldotna Elem	9.36	48.75	39.10	42.65	38.00	33.15	26.00	33.59	0.00	0.00	0.00	0.00	0.00	0.00	270.60	291.00	(20.40)
Soldotna High	0.00	0.00	0.00	0.00	0.00	0.00	0.00	0.00	0.00	0.00	135.05	119.98	128.12	121.75	504.90	494.00	10.90
Soldotna Middle	0.00	0.00	0.00	0.00	0.00	0.00	0.00	0.00	216.85	185.00	0.00	0.00	0.00	0.00	401.85	401.00	0.85
Soldotna Montessori Charter	0.00	23.00	23.00	24.00	25.25	23.00	23.00	25.00	0.00	0.00	0.00	0.00	0.00	0.00	166.25	165.00	1.25
Spring Creek	0.00	0.00	0.00	0.00	0.00	0.00	0.00	0.00	0.00	0.00	0.00	0.00	0.00	55.00	55.00	11.00	44.00
Sterling	1.57	29.70	26.00	20.25	27.00	20.00	16.70	21.00	0.00	0.00	0.00	0.00	0.00	0.00	162.22	167.00	(4.78)
Susan B English	0.25	3.00	2.00	3.00	3.00	5.00	1.00	6.00	3.00	8.25	3.50	4.00	0.25	1.25	43.50	43.00	0.50
Tebughna	0.50	0.00	3.00	3.00	3.80	6.00	5.00	1.00	8.00	3.00	3.00	1.00	1.35	0.00	38.65	41.00	(2.35)
Tustumena	0.00	23.00	27.00	20.00	20.00	19.00	29.00	21.00	0.00	0.00	0.00	0.00	0.00	0.00	159.00	169.00	(10.00)
Voznesenka	0.00	9.20	5.00	5.20	4.00	3.20	8.00	10.15	7.85	12.00	9.85	7.00	12.00	9.00	102.45	102.00	0.45
West Homer	0.00	0.00	0.00	0.00	50.70	64.50	52.25	54.75	0.00	0.00	0.00	0.00	0.00	0.00	222.20	221.00	1.20
	27.57	663.65	653.35	664.45	658.70	655.60	672.35	634.32	708.19	693.46	726.80	685.81	703.10	822.22	8,969.57	9,083.00	(113.43)

* Name change in FY12

FY11 OASIS to FY11 Enrollment

	Pre K	K	1	2	3	4	5	6	7	8	9	10	11	12	Total OASIS	FY11 on 10/22/10	Difference
Aurora Borealis	0.00	23.00	24.00	23.00	23.00	23.00	20.00	20.00	15.60	11.00	0.00	0.00	0.00	0.00	182.60	183.00	(0.40)
Chapman	0.00	11.01	10.15	13.80	8.75	14.00	8.00	8.00	9.50	6.00	0.00	0.00	0.00	0.00	89.21	101.00	(11.79)
Connections	0.00	64.05	51.10	51.20	58.85	59.95	51.15	58.50	78.10	79.47	61.80	79.51	83.07	111.18	887.93	975.00	(87.07)
Cooper Landing	0.00	3.00	0.00	2.00	1.00	1.00	2.00	0.00	0.00	0.00	0.00	1.00	0.00	0.00	10.00	10.00	0.00
Fireweed Academy	0.00	18.55	10.00	11.00	15.00	16.00	22.00	23.00	0.00	0.00	0.00	0.00	0.00	0.00	115.55	115.00	0.55
Homer Flex	0.00	0.00	0.00	0.00	0.00	0.00	0.00	0.00	0.00	0.00	6.00	3.10	10.20	7.65	26.95	25.00	1.95
Homer High	0.00	0.00	0.00	0.00	0.00	0.00	0.00	0.00	0.00	0.00	98.06	96.41	104.00	86.46	384.93	376.00	8.93
Homer Middle	0.00	0.00	0.00	0.00	0.00	0.00	0.00	0.00	101.55	119.50	0.00	0.00	0.00	0.00	221.05	215.00	6.05
Hope	0.00	0.00	3.00	0.00	2.00	0.00	0.00	1.00	0.00	1.00	1.00	2.00	0.00	3.00	13.00	13.00	0.00
Kachemak Selo	0.00	7.00	10.00	9.00	4.00	9.00	7.70	5.00	6.70	8.00	6.00	3.00	7.00	2.00	84.40	91.00	(6.60)
Kaleidoscope Charter	0.00	36.00	36.50	35.50	36.00	36.00	36.00	30.00	0.00	0.00	0.00	0.00	0.00	0.00	246.00	246.00	0.00
K-Beach	0.00	61.95	59.00	53.75	58.95	67.35	68.25	57.25	0.00	0.00	0.00	0.00	0.00	0.00	426.50	427.00	(0.50)
Kenai Alternative	6.90	0.00	0.00	0.00	0.00	0.00	0.00	0.00	0.00	0.00	0.00	2.50	35.35	50.26	95.01	106.00	(10.99)
Kenai Central High	0.00	0.00	0.00	0.00	0.00	0.00	0.00	0.00	0.00	0.00	148.05	133.40	137.72	93.88	513.05	505.00	8.05
Kenai Middle	0.00	0.00	0.00	0.00	0.00	0.00	0.00	102.55	136.35	131.95	0.00	0.00	0.00	0.00	370.85	367.00	3.85
Marathon *	0.00	0.00	0.00	0.00	0.00	0.00	0.00	0.00	0.00	0.00	0.00	0.65	3.50	5.85	10.00	4.00	6.00
McNeil Canyon	0.00	10.65	19.75	24.50	16.90	18.65	17.00	14.00	0.00	0.00	0.00	0.00	0.00	0.00	121.45	120.00	1.45
Moose Pass	0.00	2.00	3.25	2.00	2.00	2.00	3.25	1.35	0.00	0.00	0.00	0.00	0.00	0.00	15.85	16.00	(0.15)
Mountain View	0.00	82.50	68.70	77.45	71.45	79.05	61.75	0.00	0.00	0.00	0.00	0.00	0.00	0.00	440.90	453.00	(12.10)
Nanwalek	0.00	9.80	9.00	6.00	5.00	5.00	5.00	3.95	4.00	7.00	7.00	3.00	2.00	13.00	79.75	80.00	(0.25)
Nikiski Middle/Senior	0.00	0.00	0.00	0.00	0.00	0.00	0.00	0.00	61.30	68.90	49.40	82.50	57.10	64.25	383.45	370.00	13.45
Nikiski North Star	0.00	54.00	52.25	57.05	55.25	57.70	50.30	63.99	0.00	0.00	0.00	0.00	0.00	0.00	390.54	417.00	(26.46)
Nikolaevsk	0.00	2.00	10.00	5.50	8.00	2.00	10.00	5.00	9.00	3.00	5.25	6.00	1.00	4.00	70.75	70.00	0.75
Ninilchik	0.00	13.50	16.65	9.40	19.00	11.00	14.45	19.90	15.45	9.00	16.00	13.90	14.80	12.25	185.30	186.00	(0.70)
Paul Banks	0.00	62.14	63.45	50.00	0.00	0.00	0.00	0.00	0.00	0.00	0.00	0.00	0.00	0.00	175.59	185.00	(9.41)
Port Graham	0.00	4.00	1.00	1.00	1.00	2.00	1.00	2.00	1.00	1.00	2.00	1.00	2.00	1.00	20.00	20.00	0.00
Razdolna	0.00	7.00	10.00	8.00	5.00	8.00	2.00	4.00	6.00	3.00	6.00	2.00	1.00	1.00	63.00	63.00	0.00
Redoubt	0.00	47.48	55.05	52.90	52.45	51.00	44.50	72.00	0.00	0.00	0.00	0.00	0.00	0.00	375.38	393.00	(17.62)
River City Academy	0.00	0.00	0.00	0.00	0.00	0.00	0.00	0.00	9.25	13.00	13.55	14.45	9.00	6.00	65.25	64.00	1.25
Seward Elem	0.00	34.93	42.70	47.25	42.00	31.95	35.00	37.00	0.00	0.00	0.00	0.00	0.00	0.00	270.83	278.00	(7.17)
Seward High	0.00	0.00	0.00	0.00	0.00	0.00	0.00	0.00	0.00	0.00	43.00	39.00	42.00	42.00	166.00	165.00	1.00
Seward Middle	0.00	0.00	0.00	0.00	0.00	0.00	0.00	0.00	45.00	48.80	0.00	0.00	0.00	0.00	93.80	94.00	(0.20)
Skyview	0.00	0.00	0.00	0.00	0.00	0.00	0.00	0.00	0.00	0.00	87.80	83.70	98.10	69.90	339.50	333.00	6.50
Soldotna Elem	0.00	48.53	37.65	40.65	34.75	28.00	32.15	26.00	0.00	0.00	0.00	0.00	0.00	0.00	247.73	286.00	(38.27)
Soldotna High	0.00	0.00	0.00	0.00	0.00	0.00	0.00	0.00	0.00	0.00	130.55	139.85	123.20	132.35	525.95	508.00	17.95
Soldotna Middle	0.00	0.00	0.00	0.00	0.00	0.00	0.00	0.00	175.65	199.16	0.00	0.00	0.00	0.00	374.81	371.00	3.81
Soldotna Montessori Charter	0.00	23.00	24.00	23.00	20.80	23.00	23.25	24.00	0.00	0.00	0.00	0.00	0.00	0.00	161.05	160.00	1.05
Spring Creek	0.00	0.00	0.00	0.00	0.00	0.00	0.00	0.00	0.00	0.00	0.00	2.30	3.45	49.25	55.00	19.00	36.00
Sterling	0.00	25.35	17.15	22.45	23.35	12.00	26.20	28.00	0.00	0.00	0.00	0.00	0.00	0.00	154.50	154.00	0.50
Susan B English	0.00	2.50	2.00	3.00	5.00	2.00	6.00	5.00	8.70	4.25	4.85	2.45	2.45	1.00	49.20	46.00	3.20
Tebughna	0.00	2.50	3.00	3.00	6.00	4.00	1.00	8.00	2.00	2.00	1.00	1.00	0.00	1.00	34.50	35.00	(0.50)
Tustumena	0.00	20.35	21.45	19.80	20.35	26.45	21.65	19.75	0.00	0.00	0.00	0.00	0.00	0.00	149.80	157.00	(7.20)
Voznesenka	0.00	5.00	5.05	4.45	3.00	7.45	8.05	5.00	11.45	11.00	8.00	11.00	10.00	7.00	96.45	104.00	(7.55)
West Homer	0.00	0.00	0.00	0.00	67.85	59.85	52.00	62.00	0.00	0.00	0.00	0.00	0.00	0.00	241.70	242.00	(0.30)
	6.90	681.79	665.85	656.65	666.70	657.40	629.65	706.24	696.60	727.03	695.31	723.72	746.94	764.28	9,025.06	9,148.00	(122.94)

* Name change in FY12

FY10 OASIS to FY10 Enrollment

	Pre K	K	1	2	3	4	5	6	7	8	9	10	11	12	Total OASIS	FY10 on 10/23/09	Difference
Aurora Borealis	0.00	24.00	23.00	22.00	22.00	21.00	20.00	20.00	11.00	19.00	0.00	0.00	0.00	0.00	182.00	182.00	0.00
Chapman	0.00	7.25	12.70	9.00	15.00	7.75	9.25	15.50	5.75	9.00	0.00	0.00	0.00	0.00	91.20	92.00	(0.80)
Connections	0.00	65.52	44.20	70.20	58.60	64.35	67.19	75.82	85.15	69.35	92.00	89.40	100.72	76.30	958.80	1062.00	(103.20)
Cooper Landing	0.00	0.00	2.00	0.00	1.00	0.25	2.00	0.00	0.00	1.00	0.00	0.00	0.00	0.00	6.25	6.00	0.25
Fireweed Academy	0.00	0.00	0.00	0.00	15.75	22.00	19.75	17.95	0.00	0.00	0.00	0.00	0.00	0.00	75.45	75.00	0.45
Homer Flex	0.00	0.00	0.00	0.00	0.00	0.00	0.00	0.00	0.00	0.00	4.65	9.05	11.90	9.85	35.45	37.00	(1.55)
Homer High	0.00	0.00	0.00	0.00	0.00	0.00	0.00	0.00	0.00	0.00	106.92	116.70	86.90	87.08	397.60	375.00	22.60
Homer Middle	0.00	0.00	0.00	0.00	0.00	0.00	0.00	0.00	115.70	92.80	0.00	0.00	0.00	0.00	208.50	202.00	6.50
Hope	0.00	2.00	0.00	0.00	1.00	0.00	1.25	0.00	1.25	2.00	3.00	0.00	3.00	2.00	15.50	17.00	(1.50)
Kachemak Selo	0.00	10.00	9.00	5.00	8.00	9.00	5.00	7.00	8.35	5.00	3.00	6.35	2.00	5.00	82.70	89.00	(6.30)
Kaleidoscope Charter	0.00	36.00	36.00	35.95	36.00	36.00	44.00	24.00	0.00	0.00	0.00	0.00	0.00	0.00	247.95	248.00	(0.05)
K-Beach	0.00	62.73	55.45	62.85	61.00	62.26	71.40	58.86	0.00	0.00	0.00	0.00	0.00	0.00	434.55	433.00	1.55
Kenai Alternative	5.96	0.00	0.00	0.00	0.00	0.00	0.00	0.00	0.00	0.00	12.38	12.21	16.10	34.55	81.20	93.00	(11.80)
Kenai Central High	0.00	0.00	0.00	0.00	0.00	0.00	0.00	0.00	0.00	0.00	156.76	151.42	118.71	105.86	532.75	524.00	8.75
Kenai Middle	0.00	0.00	0.00	0.00	0.00	0.00	0.00	95.95	127.80	137.00	0.00	0.00	0.00	0.00	360.75	360.00	0.75
Kenai Youth Facility	0.00	0.00	0.00	0.00	0.00	0.00	0.00	0.00	0.00	3.00	2.00	2.00	2.00	1.00	10.00	7.00	3.00
McNeil Canyon	0.00	18.00	23.00	23.00	20.41	18.00	13.00	21.02	0.00	0.00	0.00	0.00	0.00	0.00	136.43	136.00	0.43
Moose Pass	0.00	3.25	3.00	1.25	1.25	4.00	1.00	2.00	0.00	0.00	0.00	0.00	0.00	0.00	15.75	15.00	0.75
Mountain View	0.00	74.45	72.35	72.80	81.70	61.80	70.10	1.00	0.00	0.00	0.00	0.00	0.00	0.00	434.20	431.00	3.20
Nanwalek	0.00	8.00	6.00	5.25	5.00	4.35	3.00	4.00	7.00	6.00	5.00	4.50	9.75	3.00	70.85	74.00	(3.15)
Nikiski Middle/Senior	0.00	0.00	0.00	0.00	0.00	0.00	0.00	0.00	65.45	50.05	87.70	64.70	61.45	33.60	362.95	351.00	11.95
Nikiski North Star	0.00	48.80	58.45	51.00	59.95	44.80	61.25	55.25	0.00	0.00	0.00	0.00	0.00	0.00	379.50	403.00	(23.50)
Nikolaevsk	0.00	10.75	6.00	7.00	2.00	9.00	4.00	8.00	3.00	5.00	7.00	2.00	3.00	5.75	72.50	70.00	2.50
Ninilchik	0.00	16.25	7.85	15.85	10.00	13.00	16.50	17.00	6.66	12.00	13.75	13.25	13.00	14.76	169.87	171.00	(1.13)
Paul Banks	0.00	77.36	61.50	83.26	0.00	0.00	0.00	0.00	0.00	0.00	0.00	0.00	0.00	0.00	222.12	228.00	(5.88)
Port Graham	0.00	1.00	1.00	1.00	2.00	1.00	2.00	0.00	1.00	1.00	1.00	3.00	1.00	0.00	15.00	15.00	0.00
Razdolna	0.00	9.00	8.00	5.00	6.00	2.00	3.00	5.00	0.00	0.00	0.00	0.00	0.00	0.00	38.00	37.00	1.00
Redoubt	0.00	50.05	50.65	50.25	54.70	47.25	74.00	46.95	0.00	0.00	0.00	0.00	0.00	0.00	373.85	371.00	2.85
River City Academy	0.00	0.00	0.00	0.00	0.00	0.00	0.00	0.00	7.20	11.40	6.15	13.15	8.90	8.00	54.80	56.00	(1.20)
Seward Elem	0.00	46.75	48.00	43.00	34.05	32.80	37.75	36.25	0.00	0.00	0.00	0.00	0.00	0.00	278.60	276.00	2.60
Seward High	0.00	0.00	0.00	0.00	0.00	0.00	0.00	0.00	0.00	0.00	41.80	45.70	49.25	44.25	181.00	178.00	3.00
Seward Middle	0.00	0.00	0.00	0.00	0.00	0.00	0.00	0.00	49.30	41.85	0.00	0.00	0.00	0.00	91.15	91.00	0.15
Skyview	0.00	0.00	0.00	0.00	0.00	0.00	0.00	0.00	0.00	0.00	100.00	121.56	83.23	89.35	394.14	377.00	17.14
Soldotna Elem	0.00	46.30	44.15	35.25	27.55	39.10	24.57	31.25	0.00	0.00	0.00	0.00	0.00	0.00	248.17	266.00	(17.83)
Soldotna High	0.00	0.00	0.00	0.00	0.00	0.00	0.00	0.00	0.00	0.00	145.20	124.90	132.95	148.50	551.55	534.00	17.55
Soldotna Middle	0.00	0.00	0.00	0.00	0.00	0.00	0.00	0.00	216.35	204.85	0.00	0.00	0.00	0.00	421.20	412.00	9.20
Soldotna Montessori Charter	0.00	23.00	22.45	21.00	25.00	24.00	24.00	20.00	0.00	0.00	0.00	0.00	0.00	0.00	159.45	160.00	(0.55)
Spring Creek	0.00	0.00	0.00	0.00	0.00	0.00	0.00	0.00	0.00	0.00	14.00	14.00	14.00	13.00	55.00	21.00	34.00
Sterling	0.00	14.06	16.00	22.25	11.00	25.25	27.00	19.25	0.00	0.00	0.00	0.00	0.00	0.00	134.81	134.00	0.81
Susan B English	0.00	1.00	2.00	3.00	1.00	5.00	3.00	11.00	3.00	4.00	3.75	4.25	0.00	5.00	46.00	45.00	1.00
Tebughna	0.00	2.00	2.00	5.00	3.00	1.00	7.00	2.00	2.00	3.00	2.00	0.00	0.00	1.00	30.00	30.00	0.00
Tustumena	0.00	27.35	22.35	18.35	25.00	17.45	18.80	22.20	0.00	0.00	0.00	0.00	0.00	0.00	151.50	150.00	1.50
Voznesenka	0.00	6.00	4.00	2.00	8.00	8.00	5.00	9.00	10.00	8.00	12.00	10.00	8.50	9.00	99.50	100.00	(0.50)
West Homer	0.00	0.00	0.00	0.00	57.12	59.65	62.25	57.11	0.00	0.00	0.00	0.00	0.00	0.00	236.13	236.00	0.13
	5.96	690.87	641.10	670.51	653.08	640.06	697.06	683.36	725.96	685.30	820.06	808.14	726.36	696.85	9,144.67	9,170.00	(25.33)

FY09 OASIS to FY09 Enrollment

	Pre K	K	1	2	3	4	5	6	7	8	9	10	11	12	Total OASIS	FY09 on 10/20/08	Difference
Aurora Borealis	0.00	24.00	24.00	23.00	22.00	22.00	21.00	15.00	19.00	14.00	0.00	0.00	0.00	0.00	184.00	184.00	0.00
Chapman	0.00	12.05	10.00	13.70	7.80	12.25	13.50	8.15	13.00	5.00	0.00	0.00	0.00	0.00	95.45	94.00	1.45
Connections	0.00	54.08	65.75	64.65	58.87	60.46	64.00	66.65	61.95	59.75	84.57	92.68	81.05	79.14	893.60	965.00	(71.40)
Cooper Landing	0.00	2.00	3.00	2.00	0.25	1.75	0.00	0.00	1.00	1.00	0.00	0.00	0.00	0.00	11.00	11.00	0.00
Fireweed Academy	0.00	0.00	0.00	0.00	16.00	19.00	15.00	22.75	0.00	0.00	0.00	0.00	0.00	0.00	72.75	73.00	(0.25)
Homer Flex	0.00	0.00	0.00	0.00	0.00	0.00	0.00	0.00	0.00	0.00	5.40	12.45	9.65	8.80	36.30	35.00	1.30
Homer High	0.00	0.00	0.00	0.00	0.00	0.00	0.00	0.00	0.00	0.00	123.50	103.30	98.85	102.20	427.85	407.00	20.85
Homer Middle	0.00	0.00	0.00	0.00	0.00	0.00	0.00	0.00	91.00	95.55	0.00	0.00	0.00	0.00	186.55	183.00	3.55
Hope	0.00	0.00	0.00	0.00	0.00	1.00	1.00	1.00	0.00	2.00	1.00	1.15	2.00	1.00	10.15	10.00	0.15
Kachemak Selo	0.00	9.00	5.00	10.00	8.00	6.00	6.00	9.00	6.00	2.00	8.00	3.00	5.00	6.00	83.00	93.00	(10.00)
Kaleidoscope Charter	0.00	36.00	36.00	36.00	36.00	45.00	30.00	14.00	0.00	0.00	0.00	0.00	0.00	0.00	233.00	233.00	0.00
K-Beach	0.00	52.37	61.40	60.25	59.60	64.70	64.65	60.60	0.00	0.00	0.00	0.00	0.00	0.00	423.57	422.00	1.57
Kenai Alternative	11.75	0.00	0.00	0.00	0.00	0.00	0.00	0.00	0.00	0.00	7.25	13.35	27.15	38.70	98.20	101.00	(2.80)
Kenai Central High	0.00	0.00	0.00	0.00	0.00	0.00	0.00	0.00	0.00	0.00	149.80	132.55	119.85	119.05	521.25	513.00	8.25
Kenai Middle	0.00	0.00	0.00	0.00	0.00	0.00	0.00	97.00	129.96	138.42	0.00	0.00	0.00	0.00	365.38	364.00	1.38
Kenai Youth Facility	0.00	0.00	0.00	0.00	0.00	0.00	0.00	0.00	0.00	3.00	2.00	2.00	2.00	1.00	10.00	16.00	(6.00)
McNeil Canyon	0.00	23.00	15.55	18.90	19.55	13.75	25.00	21.00	0.00	0.00	0.00	0.00	0.00	0.00	136.75	137.00	(0.25)
Moose Pass	0.00	3.75	3.25	2.25	6.75	2.00	5.25	4.00	1.00	1.15	0.00	0.00	0.00	0.00	29.40	29.00	0.40
Mountain View	0.00	80.10	72.25	77.85	69.40	65.95	72.00	0.00	0.00	0.00	0.00	0.00	0.00	0.00	437.55	437.00	0.55
Nanwalek	0.00	8.00	7.00	5.00	6.00	3.00	3.00	7.00	5.00	3.00	7.00	9.00	4.00	3.00	70.00	70.00	0.00
Nikiski Middle/Senior	0.00	0.00	0.00	0.00	0.00	0.00	0.00	0.00	47.45	74.75	74.50	83.55	38.85	49.75	368.85	363.00	5.85
Nikiski North Star	0.00	48.25	45.00	55.50	38.05	59.75	52.95	59.25	0.00	0.00	0.00	0.00	0.00	0.00	358.75	383.00	(24.25)
Nikolaevsk	0.00	7.00	8.45	2.00	10.00	3.00	9.00	4.00	5.00	7.00	1.85	3.00	6.00	7.00	73.30	74.00	(0.70)
Ninilchik	0.00	10.00	13.00	12.00	9.00	16.00	18.00	6.05	12.20	10.75	15.55	17.00	17.25	10.20	167.00	164.00	3.00
Paul Banks	0.00	66.80	76.85	67.00	0.00	0.00	0.00	0.00	0.00	0.00	0.00	0.00	0.00	0.00	210.65	213.00	(2.35)
Port Graham	0.00	1.00	1.00	2.00	1.00	1.00	1.00	1.00	2.00	1.00	1.00	2.00	0.00	6.00	20.00	20.00	0.00
Razdolna	0.00	8.00	5.00	7.00	2.00	4.00	5.00	2.00	3.00	3.00	3.00	3.90	2.00	1.00	48.90	49.00	(0.10)
Redoubt	0.00	59.52	43.90	53.50	45.25	66.95	45.60	63.35	0.00	0.00	0.00	0.00	0.00	0.00	378.07	378.00	0.07
River City Academy	0.00	0.00	0.00	0.00	0.00	0.00	0.00	0.00	0.00	0.00	9.85	14.25	7.95	5.00	37.05	37.00	0.05
Seward Elem	0.00	46.65	36.10	35.10	29.25	37.68	37.90	44.36	0.00	0.00	0.00	0.00	0.00	0.00	267.04	264.00	3.04
Seward High	0.00	0.00	0.00	0.00	0.00	0.00	0.00	0.00	0.00	0.00	45.70	50.90	49.25	47.20	193.05	187.00	6.05
Seward Middle	0.00	0.00	0.00	0.00	0.00	0.00	0.00	0.00	38.35	51.30	0.00	0.00	0.00	0.00	89.65	89.00	0.65
Skyview	0.00	0.00	0.00	0.00	0.00	0.00	0.00	0.00	0.00	0.00	136.40	112.00	118.55	85.99	452.94	450.00	2.94
Soldotna Elem	0.00	65.45	37.05	36.90	44.80	27.70	34.00	35.00	0.00	0.00	0.00	0.00	0.00	0.00	280.90	275.00	5.90
Soldotna High	0.00	0.00	0.00	0.00	0.00	0.00	0.00	0.00	0.00	0.00	130.55	149.65	148.70	108.15	537.05	529.00	8.05
Soldotna Middle	0.00	0.00	0.00	0.00	0.00	0.00	0.00	0.00	214.85	229.25	0.00	0.00	0.00	0.00	444.10	443.00	1.10
Soldotna Montessori Charter	0.00	23.00	23.00	22.10	24.00	24.00	21.50	24.00	0.00	0.00	0.00	0.00	0.00	0.00	161.60	161.00	0.60
Spring Creek	0.00	0.00	0.00	0.00	0.00	0.00	0.00	0.00	0.00	0.00	14.00	14.00	14.00	13.00	55.00	28.00	27.00
Sterling	0.00	19.50	22.00	13.25	24.00	25.00	22.00	32.55	0.00	0.00	0.00	0.00	0.00	0.00	158.30	160.00	(1.70)
Susan B English	0.00	3.00	4.00	1.00	7.00	4.00	11.40	3.25	5.00	4.00	4.00	1.00	7.25	6.50	61.40	59.00	2.40
Tebughna	0.00	4.00	5.00	3.00	1.00	7.85	2.00	1.00	3.00	4.00	0.00	2.25	3.00	0.20	36.30	36.00	0.30
Tustumena	0.00	19.25	20.00	25.00	21.00	23.00	22.00	24.00	0.00	0.00	0.00	0.00	0.00	0.00	154.25	154.00	0.25
Voznesenka	0.00	4.00	4.00	10.00	9.00	5.00	8.00	11.00	11.00	13.00	13.00	12.00	8.00	9.50	117.50	117.00	0.50
West Homer	0.00	0.00	0.00	0.00	66.12	60.50	60.50	71.25	0.00	0.00	0.00	0.00	0.00	0.00	258.37	256.00	2.37
	11.75	689.77	647.55	658.95	641.69	682.29	671.25	708.21	669.76	722.92	837.92	834.98	770.35	708.38	9,255.77	9,266.00	(10.23)

FY08 OASIS to FY08 Enrollment

	Pre K	K	1	2	3	4	5	6	7	8	9	10	11	12	Total OASIS	FY08 on 10/26/07	Difference
Aurora Borealis	0.00	24.00	23.00	23.00	23.00	22.00	15.00	22.00	16.00	12.00	0.00	0.00	0.00	0.00	180.00	180.00	0.00
Chapman	0.00	9.25	17.00	7.70	12.20	12.20	13.20	15.00	3.70	6.00	0.00	0.00	0.00	0.00	96.25	92.00	4.25
Connections	0.00	64.95	55.15	61.80	62.90	58.45	68.58	49.85	57.75	61.95	70.00	82.50	81.35	71.64	846.87	947.00	(100.13)
Cooper Landing	0.00	2.00	1.75	1.75	1.75	2.00	1.00	1.00	0.00	0.00	0.00	0.00	0.00	0.00	11.25	9.00	2.25
Fireweed Academy	0.00	0.00	0.00	0.00	18.00	18.00	23.70	16.00	0.00	0.00	0.00	0.00	0.00	0.00	75.70	76.00	(0.30)
Homer Flex	0.00	0.00	0.00	0.00	0.00	0.00	0.00	0.00	0.00	0.00	3.00	11.55	10.35	8.20	33.10	33.00	0.10
Homer High	0.00	0.00	0.00	0.00	0.00	0.00	0.00	0.00	0.00	0.00	122.55	116.20	109.08	105.30	453.13	428.00	25.13
Homer Middle	0.00	0.00	0.00	0.00	0.00	0.00	0.00	0.00	92.65	112.05	0.00	0.00	0.00	0.00	204.70	197.00	7.70
Hope	0.00	0.25	0.00	0.00	0.00	0.25	1.00	1.00	0.00	0.25	1.25	3.00	1.00	1.00	9.00	8.00	1.00
Kachemak Selo	0.00	7.00	10.00	8.00	7.00	6.00	10.00	6.00	4.00	8.00	4.00	7.00	6.00	3.00	86.00	94.00	(8.00)
Kaleidoscope Charter	0.00	36.00	32.00	33.00	46.00	29.00	20.00	0.00	0.00	0.00	0.00	0.00	0.00	0.00	196.00	196.00	0.00
K-Beach	0.00	62.25	62.45	58.75	58.65	64.75	69.75	64.75	0.00	0.00	0.00	0.00	0.00	0.00	441.35	441.00	0.35
Kenai Alternative	0.00	0.00	0.00	0.00	0.00	0.00	0.00	0.00	0.00	0.00	20.05	36.95	23.55	18.75	99.30	103.00	(3.70)
Kenai Central High	0.00	0.00	0.00	0.00	0.00	0.00	0.00	0.00	0.00	0.00	148.20	129.10	132.40	102.70	512.40	495.00	17.40
Kenai Middle	0.00	0.00	0.00	0.00	0.00	0.00	0.00	96.00	139.30	141.65	0.00	0.00	0.00	0.00	376.95	373.00	3.95
Kenai Youth Facility	0.00	0.00	0.00	0.00	0.00	0.00	0.00	0.00	0.00	0.00	5.25	2.75	1.00	1.00	10.00	11.00	(1.00)
McNeil Canyon	0.00	14.00	15.75	18.25	12.25	17.25	19.25	12.25	0.00	0.00	0.00	0.00	0.00	0.00	109.00	108.00	1.00
Moose Pass	0.00	2.25	1.30	6.00	1.00	4.25	5.00	5.00	3.00	0.25	0.00	0.00	0.00	0.00	28.05	27.00	1.05
Mountain View	0.00	77.82	77.10	59.30	73.50	65.20	80.15	0.00	0.00	0.00	0.00	0.00	0.00	0.00	433.07	426.00	7.07
Nanwalek	0.00	7.00	4.00	6.00	3.00	3.00	7.00	6.00	3.00	4.00	11.95	5.00	3.00	0.00	62.95	63.00	(0.05)
Nikiski Middle/Senior	0.00	0.00	0.00	0.00	0.00	0.00	0.00	0.00	74.55	66.40	76.55	49.80	60.75	51.70	379.75	374.00	5.75
Nikiski North Star	0.00	47.05	60.20	43.20	60.15	54.00	68.85	49.60	0.00	0.00	0.00	0.00	0.00	0.00	383.05	406.00	(22.95)
Nikolaevsk	0.00	7.00	2.00	8.00	3.00	6.00	2.00	5.00	5.00	0.10	4.35	6.00	7.00	0.00	55.45	55.00	0.45
Ninilchik	0.00	11.00	10.00	13.00	18.00	16.00	7.00	10.00	15.50	11.00	19.75	19.25	9.00	15.00	174.50	177.00	(2.50)
Paul Banks	0.00	87.50	62.05	65.45	0.00	0.00	0.00	0.00	0.00	0.00	0.00	0.00	0.00	0.00	215.00	219.00	(4.00)
Port Graham	0.00	1.00	2.00	2.00	2.00	2.00	1.00	2.00	1.00	2.00	2.00	1.00	7.00	0.00	25.00	25.00	0.00
Razdolna	0.00	4.00	7.00	2.00	3.00	5.00	2.00	3.00	3.00	3.00	4.00	2.00	1.00	0.00	39.00	39.00	0.00
Redoubt	0.00	37.00	56.10	45.00	66.00	50.50	55.25	58.00	0.00	0.00	0.00	0.00	0.00	0.00	367.85	367.00	0.85
River City Academy	0.00	0.00	0.00	0.00	0.00	0.00	0.00	0.00	0.00	0.00	8.10	13.80	8.50	3.15	33.55	34.00	(0.45)
Seward Elem	0.00	42.55	32.80	30.80	40.50	41.50	42.25	38.75	0.00	0.00	0.00	0.00	0.00	0.00	269.15	263.00	6.15
Seward High	0.00	0.00	0.00	0.00	0.00	0.00	0.00	0.00	0.00	0.00	49.55	59.40	52.50	47.00	208.45	205.00	3.45
Seward Middle	0.00	0.00	0.00	0.00	0.00	0.00	0.00	0.00	47.75	40.85	0.00	0.00	0.00	0.00	88.60	88.00	0.60
Skyview	0.00	0.00	0.00	0.00	0.00	0.00	0.00	0.00	0.00	0.00	119.45	133.45	111.20	100.15	464.25	459.00	5.25
Soldotna Elem	0.00	65.28	33.80	47.50	26.00	28.80	29.25	36.25	0.00	0.00	0.00	0.00	0.00	0.00	266.88	264.00	2.88
Soldotna High	0.00	0.00	0.00	0.00	0.00	0.00	0.00	0.00	0.00	0.00	161.30	158.08	116.73	115.66	551.77	538.00	13.77
Soldotna Middle	0.00	0.00	0.00	0.00	0.00	0.00	0.00	0.00	237.05	225.15	0.00	0.00	0.00	0.00	462.20	455.00	7.20
Soldotna Montessori Charter	0.00	22.00	23.00	23.70	23.23	22.75	24.00	22.00	0.00	0.00	0.00	0.00	0.00	0.00	160.68	161.00	(0.32)
Spring Creek	0.00	0.00	0.00	0.00	0.00	0.00	0.00	0.00	0.00	0.00	14.00	14.00	14.00	13.00	55.00	34.00	21.00
Sterling	0.00	24.31	15.40	26.00	30.40	19.65	36.81	17.20	0.00	0.00	0.00	0.00	0.00	0.00	169.77	169.00	0.77
Susan B English	0.00	4.95	1.00	6.00	3.95	11.25	3.50	4.00	4.25	2.00	1.00	9.00	7.75	6.75	65.40	62.00	3.40
Tebughna	0.00	6.00	3.00	2.00	8.00	3.00	1.00	2.50	4.30	0.00	1.00	0.00	1.00	0.00	31.80	32.00	(0.20)
Tustumena	0.00	17.00	22.55	22.65	22.00	23.00	20.90	30.60	0.00	0.00	0.00	0.00	0.00	0.00	158.70	157.00	1.70
Voznesenka	0.00	3.00	11.00	9.00	5.00	8.00	10.00	10.00	14.50	13.00	13.00	7.50	7.00	5.00	116.00	115.00	1.00
West Homer	0.00	0.00	0.00	0.00	58.55	63.05	63.53	57.70	0.00	0.00	0.00	0.00	0.00	0.00	242.83	240.00	2.83
	0.00	686.41	641.40	629.85	689.03	656.85	700.97	641.45	726.30	709.65	860.30	867.33	771.16	669.00	9,249.70	9,245.00	4.70

FY07 OASIS to FY07 Enrollment

	Pre K	K	1	2	3	4	5	6	7	8	9	10	11	12	Total OASIS	FY07 on 10/27/06	Difference
Aurora Borealis	0.00	24.00	23.00	22.00	22.00	17.00	22.00	20.00	14.00	14.00	0.00	0.00	0.00	0.00	178.00	178.00	0.00
Chapman	0.00	20.00	10.30	15.00	14.25	13.00	18.00	9.00	12.35	9.00	0.00	0.00	0.00	0.00	120.90	119.00	1.90
Connections	0.00	55.20	59.60	61.45	54.55	65.00	43.25	58.40	57.95	55.05	67.90	65.68	74.95	62.50	781.48	877.00	(95.52)
Cooper Landing	0.00	2.00	1.00	1.00	0.75	2.00	2.00	2.00	0.00	0.00	0.00	0.00	0.00	0.00	10.75	10.00	0.75
Fireweed Academy	0.00	0.00	0.00	0.00	15.00	23.00	15.00	12.00	1.00	0.00	0.00	0.00	0.00	0.00	66.00	66.00	0.00
Homer Flex	0.00	0.00	0.00	0.00	0.00	0.00	0.00	0.00	0.00	0.00	6.70	9.50	12.25	8.25	36.70	39.00	(2.30)
Homer High	0.00	0.00	0.00	0.00	0.00	0.00	0.00	0.00	0.00	0.00	129.75	131.82	116.85	117.80	496.22	470.00	26.22
Homer Middle	0.00	0.00	0.00	0.00	0.00	0.00	0.00	0.00	105.80	108.00	0.00	0.00	0.00	0.00	213.80	211.00	2.80
Hope	0.00	1.00	0.00	1.00	1.00	1.00	1.00	1.00	1.00	2.00	3.00	1.00	2.15	0.00	15.15	16.00	(0.85)
Kachemak Selo	0.00	10.00	8.00	7.00	6.00	10.00	6.00	4.00	8.00	4.00	7.00	7.00	4.00	0.75	81.75	89.00	(7.25)
Kaleidoscope Charter	0.00	31.00	30.00	48.00	31.00	19.00	0.00	0.00	0.00	0.00	0.00	0.00	0.00	0.00	159.00	159.00	0.00
K-Beach	0.00	64.25	63.75	61.30	68.00	62.90	69.85	63.05	0.00	0.00	0.00	0.00	0.00	0.00	453.10	446.00	7.10
Kenai Alternative	0.00	0.00	0.00	0.00	0.00	0.00	0.00	0.00	0.00	0.00	9.80	21.15	21.95	33.65	86.55	87.00	(0.45)
Kenai Central High	0.00	0.00	0.00	0.00	0.00	0.00	0.00	0.00	0.00	0.00	144.40	145.30	121.95	114.75	526.40	518.00	8.40
Kenai Middle	0.00	0.00	0.00	0.00	0.00	0.00	0.00	117.25	138.95	131.50	0.00	0.00	0.00	0.00	387.70	390.00	(2.30)
Kenai Youth Facility	0.00	0.00	0.00	0.00	0.00	0.00	0.00	0.00	0.00	0.00	5.70	2.35	1.00	0.95	10.00	13.00	(3.00)
McNeil Canyon	0.00	16.00	21.00	18.00	21.50	18.50	12.25	15.00	0.00	0.00	0.00	0.00	0.00	0.00	122.25	121.00	1.25
Moose Pass	0.00	1.25	5.00	1.00	4.00	3.00	4.70	5.00	2.00	2.70	0.00	0.00	0.00	0.00	28.65	27.00	1.65
Mountain View	0.00	0.00	0.00	0.00	70.40	72.35	90.65	0.00	0.00	0.00	0.00	0.00	0.00	0.00	233.40	236.00	(2.60)
Nanwalek	0.00	5.00	6.00	4.00	3.00	7.00	5.00	3.00	1.25	4.50	3.00	8.00	3.00	4.00	56.75	64.00	(7.25)
Nikiski Middle/Senior	0.00	0.00	0.00	0.00	0.00	0.00	0.00	0.00	70.00	70.55	62.00	66.55	55.90	58.35	383.35	376.00	7.35
Nikiski North Star	0.00	55.00	40.50	57.25	58.65	65.00	47.70	71.65	0.00	0.00	0.00	0.00	0.00	0.00	395.75	408.00	(12.25)
Nikolaevsk	0.00	4.00	9.00	3.00	5.00	2.00	6.00	5.00	1.25	3.00	7.00	7.00	0.00	7.70	59.95	60.00	(0.05)
Ninilchik	0.00	4.50	9.25	16.00	16.25	4.00	10.00	16.00	8.00	14.00	20.00	11.00	17.75	11.00	157.75	159.00	(1.25)
Paul Banks	0.00	70.32	61.45	64.65	0.00	0.00	0.00	0.00	0.00	0.00	0.00	0.00	0.00	0.00	196.42	201.00	(4.58)
Port Graham	0.00	2.00	1.00	1.00	1.00	3.00	2.00	1.00	2.00	2.00	0.00	5.00	0.00	0.00	20.00	20.00	0.00
Razdolna	0.00	6.00	2.00	3.00	5.00	1.00	2.00	4.00	2.00	5.00	3.00	2.00	0.00	0.25	35.25	36.00	(0.75)
Redoubt	0.00	54.55	41.90	66.00	49.35	57.35	54.20	62.50	0.00	0.00	0.00	0.00	0.00	0.00	385.85	380.00	5.85
Sears	0.00	83.40	60.60	66.50	0.00	0.00	0.00	0.00	0.00	0.00	0.00	0.00	0.00	0.00	210.50	206.00	4.50
Seward Elem	0.00	38.60	33.00	39.50	34.60	38.50	40.00	48.05	0.00	0.00	0.00	0.00	0.00	0.00	272.25	268.00	4.25
Seward High	0.00	0.00	0.00	0.00	0.00	0.00	0.00	0.00	0.00	0.00	69.05	60.05	51.70	56.55	237.35	233.00	4.35
Seward Middle	0.00	0.00	0.00	0.00	0.00	0.00	0.00	0.00	44.35	47.70	0.00	0.00	0.00	0.00	92.05	93.00	(0.95)
Skyview	0.00	0.00	0.00	0.00	0.00	0.00	0.00	0.00	0.00	0.00	162.80	123.47	110.35	92.23	488.85	486.00	2.85
Soldotna Elem	0.00	61.87	48.35	29.00	30.55	33.80	37.05	37.30	0.00	0.00	0.00	0.00	0.00	0.00	277.92	276.00	1.92
Soldotna High	0.00	0.00	0.00	0.00	0.00	0.00	0.00	0.00	0.00	0.00	178.40	130.85	122.30	140.85	572.40	565.00	7.40
Soldotna Middle	0.00	0.00	0.00	0.00	0.00	0.00	0.00	0.00	236.35	249.65	0.00	0.00	0.00	0.00	486.00	481.00	5.00
Soldotna Montessori Charter	0.00	22.00	22.00	23.00	24.00	27.00	18.00	25.00	0.00	0.00	0.00	0.00	0.00	0.00	161.00	161.00	0.00
Spring Creek	0.00	0.00	0.00	0.00	0.00	0.00	0.00	0.00	0.00	0.00	14.00	14.00	14.00	13.00	55.00	34.00	21.00
Sterling	0.00	16.05	26.80	29.25	24.00	37.05	23.00	27.25	0.00	0.00	0.00	0.00	0.00	0.00	183.40	182.00	1.40
Susan B English	0.00	1.00	7.00	3.00	10.00	4.00	5.00	5.00	1.20	1.00	8.25	7.50	6.75	7.00	66.70	65.00	1.70
Tebughna	0.00	3.00	4.00	9.00	4.00	1.00	7.00	4.45	1.00	3.00	3.10	3.00	1.25	1.00	44.80	45.00	(0.20)
Tustumena	0.00	25.50	19.45	22.20	19.40	19.95	34.35	29.25	0.00	0.00	0.00	0.00	0.00	0.00	170.10	168.00	2.10
Voznesenka	0.00	12.00	10.00	6.00	7.00	12.00	11.00	10.50	14.00	12.00	9.00	9.60	7.00	7.00	127.10	126.00	1.10
West Homer	0.00	0.00	0.00	0.00	56.85	60.35	48.55	58.10	0.00	0.00	0.00	0.00	0.00	0.00	223.85	223.00	0.85
	0.00	689.49	623.95	678.10	657.10	679.75	635.55	714.75	722.45	738.65	913.85	831.82	745.10	737.58	9,368.14	9,388.00	(19.86)

FY06 OASIS to FY06 Enrollment

	Pre K	K	1	2	3	4	5	6	7	8	9	10	11	12	Total OASIS	FY06 on 10/27/05	Difference
Aurora Borealis	0.00	23.00	22.00	23.70	18.75	23.00	23.00	17.00	17.00	12.00	0.00	0.00	0.00	0.00	179.45	178.00	1.45
Chapman	0.00	10.25	14.00	16.00	14.00	14.60	9.00	16.60	12.00	9.00	0.00	0.00	0.00	0.00	115.45	114.00	1.45
Connections	0.00	49.35	65.10	53.35	72.70	40.85	54.00	58.40	56.50	47.37	56.22	51.50	45.66	56.50	707.50	777.00	(69.50)
Cooper Landing	0.00	1.00	1.00	0.00	2.00	0.00	2.00	1.00	0.00	4.00	0.00	0.00	0.00	0.00	11.00	11.00	0.00
Fireweed Academy	0.00	0.00	0.00	0.00	13.00	13.25	12.00	10.00	0.00	0.00	0.00	0.00	0.00	0.00	48.25	48.00	0.25
Homer Flex	0.00	0.00	0.00	0.00	0.00	0.00	0.00	0.00	0.00	0.00	2.00	12.30	11.30	9.90	35.50	36.00	(0.50)
Homer High	0.00	0.00	0.00	0.00	0.00	0.00	0.00	0.00	0.00	0.00	143.58	128.10	134.92	102.30	508.90	492.00	16.90
Homer Middle	0.00	0.00	0.00	0.00	0.00	0.00	0.00	0.00	99.86	116.67	0.00	0.00	0.00	0.00	216.53	215.00	1.53
Hope	0.00	0.00	1.20	1.00	1.00	0.00	1.00	0.00	1.00	3.00	1.00	1.00	0.00	1.00	11.20	11.00	0.20
Kachemak Selo	0.00	10.00	8.00	7.00	10.00	9.00	5.00	9.00	5.00	7.00	8.00	6.00	2.00	2.00	88.00	88.00	0.00
Kaleidoscope Charter	0.00	0.00	40.00	48.55	27.00	0.00	0.00	0.00	0.00	0.00	0.00	0.00	0.00	0.00	115.55	115.00	0.55
K-Beach	0.00	60.10	67.35	64.25	56.10	68.35	62.15	68.10	0.00	0.00	0.00	0.00	0.00	0.00	446.40	446.00	0.40
Kenai Alternative	0.00	0.00	0.00	0.00	0.00	0.00	0.00	0.00	0.00	0.00	5.70	17.35	16.00	31.95	71.00	70.00	1.00
Kenai Central High	0.00	0.00	0.00	0.00	0.00	0.00	0.00	0.00	0.00	0.00	140.35	129.11	134.06	115.10	518.62	510.00	8.62
Kenai Middle	0.00	0.00	0.00	0.00	0.00	0.00	0.00	132.25	128.50	132.60	0.00	0.00	0.00	0.00	393.35	391.00	2.35
Kenai Youth Facility	0.00	0.00	0.00	0.00	0.00	0.00	0.00	0.00	0.00	0.00	5.40	2.25	1.35	1.00	10.00	12.00	(2.00)
McNeil Canyon	0.00	16.25	17.00	25.00	14.25	13.00	15.85	16.80	0.00	0.00	0.00	0.00	0.00	0.00	118.15	116.00	2.15
Moose Pass	0.00	5.00	2.00	4.00	4.05	4.00	4.75	4.00	3.00	1.00	0.00	0.00	0.00	0.00	31.80	31.00	0.80
Mountain View	0.00	0.00	0.00	0.00	68.95	95.50	121.15	0.00	0.00	0.00	0.00	0.00	0.00	0.00	285.60	286.00	(0.40)
Nanwalek	0.00	5.00	4.00	3.00	7.00	6.00	3.00	2.00	8.00	4.00	6.00	4.00	5.00	1.00	58.00	58.00	0.00
Nikiski Middle/Senior	0.00	0.00	0.00	0.00	0.00	0.00	0.00	0.00	72.75	52.65	82.45	72.50	59.10	52.00	391.45	387.00	4.45
Nikiski North Star	0.00	39.00	47.77	56.86	57.40	47.25	69.50	59.50	0.00	0.00	0.00	0.00	0.00	0.00	377.28	395.00	(17.72)
Nikolaevsk	0.00	9.50	3.80	5.70	3.80	5.70	4.75	3.80	1.90	6.65	6.65	0.95	7.50	4.80	65.50	69.00	(3.50)
Ninilchik	0.00	11.00	15.00	12.00	1.15	8.00	13.00	8.10	17.00	20.25	13.00	21.40	16.50	13.00	169.40	168.00	1.40
Paul Banks	0.00	78.00	69.00	64.05	0.00	0.00	0.00	0.00	0.00	0.00	0.00	0.00	0.00	0.00	211.05	214.00	(2.95)
Port Graham	0.00	2.00	1.00	1.00	1.00	2.00	1.00	3.00	2.00	1.00	5.00	2.00	0.00	0.00	21.00	21.00	0.00
Razdolna	0.00	2.00	4.00	4.00	1.00	3.00	2.00	4.00	3.00	3.00	2.00	0.00	0.00	1.00	29.00	29.00	0.00
Redoubt	0.00	41.75	66.10	53.15	63.50	51.50	60.00	66.00	0.00	0.00	0.00	0.00	0.00	0.00	402.00	403.00	(1.00)
Sears	0.00	98.09	65.75	43.75	0.00	0.00	0.00	0.00	0.00	0.00	0.00	0.00	0.00	0.00	207.59	208.00	(0.41)
Seward Elem	0.00	41.50	43.25	37.00	41.45	42.00	47.00	44.00	0.00	0.00	0.00	0.00	0.00	0.00	296.20	289.00	7.20
Seward High	0.00	0.00	0.00	0.00	0.00	0.00	0.00	0.00	0.00	0.00	68.05	57.25	61.65	47.50	234.45	235.00	(0.55)
Seward Middle	0.00	0.00	0.00	0.00	0.00	0.00	0.00	0.00	43.00	64.95	0.00	0.00	0.00	0.00	107.95	108.00	(0.05)
Skyview	0.00	0.00	0.00	0.00	0.00	0.00	0.00	0.00	0.00	0.00	152.35	141.60	123.53	113.00	530.48	521.00	9.48
Soldotna Elem	0.00	64.60	32.75	35.90	31.25	43.95	37.50	38.25	0.00	0.00	0.00	0.00	0.00	0.00	284.20	282.00	2.20
Soldotna High	0.00	0.00	0.00	0.00	0.00	0.00	0.00	0.00	0.00	0.26	135.05	137.77	140.40	125.75	539.23	531.00	8.23
Soldotna Middle	0.00	0.00	0.00	0.00	0.00	0.00	0.00	0.90	259.60	287.00	0.00	0.00	0.00	0.00	547.50	540.00	7.50
Soldotna Montessori Charter	0.00	21.00	22.00	22.50	24.30	11.00	17.70	4.00	0.00	0.00	0.00	0.00	0.00	0.00	122.50	124.00	(1.50)
Spring Creek	0.00	0.00	0.00	0.00	0.00	0.00	0.00	0.00	0.00	0.00	14.00	14.00	14.00	13.00	55.00	38.00	17.00
Sterling	0.00	23.65	26.45	22.45	33.50	16.40	24.15	29.35	0.00	0.00	0.00	0.00	0.00	0.00	175.95	175.00	0.95
Susan B English	0.00	7.00	4.00	8.00	5.00	5.00	3.00	1.00	2.00	7.00	9.00	8.00	6.25	6.00	71.25	71.00	0.25
Tebughna	0.00	4.00	12.00	4.00	2.00	7.00	5.00	3.00	5.00	4.00	4.00	0.00	0.00	0.00	50.00	50.00	0.00
Tustumena	0.00	19.70	22.85	15.00	21.00	32.30	25.20	26.25	0.00	0.00	0.00	0.00	0.00	0.00	162.30	160.00	2.30
Voznesenka	0.00	10.40	5.00	8.00	11.00	9.00	10.00	12.00	11.00	10.00	11.15	10.00	10.00	8.80	126.35	126.00	0.35
West Homer	0.00	0.00	0.00	0.00	63.85	46.40	61.75	68.95	0.00	0.00	0.00	0.00	0.00	0.00	240.95	243.00	(2.05)
	0.00	653.14	682.37	639.21	670.00	618.05	694.45	707.25	748.11	793.40	870.95	817.08	789.22	705.60	9,388.83	9,392.00	(3.17)

FY05 OASIS to FY05 Enrollment

	Pre K	K	1	2	3	4	5	6	7	8	9	10	11	12	Total OASIS	FY05 on 10/22/04	Difference
Aurora Borealis	0.00	24.00	22.00	21.00	22.00	23.00	23.00	19.00	13.00	11.00	0.00	0.00	0.00	0.00	178.00	178.00	0.00
Chapman	0.00	14.00	16.70	13.30	16.70	11.00	15.00	15.00	11.00	17.00	0.00	0.00	0.00	0.00	129.70	128.00	1.70
Connections	0.00	64.98	51.60	65.80	39.66	63.73	48.00	45.40	53.10	60.41	38.91	43.12	40.75	50.25	665.71	736.00	(70.29)
Cooper Landing	0.00	0.00	0.00	2.00	2.00	2.00	1.00	2.00	3.00	0.00	0.00	0.00	0.00	0.00	12.00	12.00	0.00
Fireweed Academy	0.00	0.00	0.00	0.00	10.00	9.00	8.00	7.00	0.00	0.00	0.00	0.00	0.00	0.00	34.00	34.00	0.00
Homer Flex	0.00	0.00	0.00	0.00	0.00	0.00	0.00	0.00	0.00	0.00	1.00	14.60	14.50	11.75	41.85	43.00	(1.15)
Homer High	0.00	0.00	0.00	0.00	0.00	0.00	0.00	0.00	0.00	0.00	132.30	142.30	114.05	95.50	484.15	473.00	11.15
Homer Middle	0.00	0.00	0.00	0.00	0.00	0.00	0.00	0.00	116.30	127.90	0.00	0.00	0.00	0.00	244.20	242.00	2.20
Hope	0.00	1.00	1.00	1.00	0.00	1.00	1.00	1.00	4.00	2.00	1.00	0.00	1.00	0.00	14.00	14.00	0.00
Kachemak Selo	0.00	8.00	8.00	10.00	9.00	5.00	9.00	5.00	7.00	8.00	7.00	3.00	2.65	0.00	81.65	90.00	(8.35)
Kaleidoscope Charter	0.00	0.00	44.00	28.00	16.00	0.00	0.00	0.00	0.00	0.00	0.00	0.00	0.00	0.00	88.00	88.00	0.00
K-Beach	0.00	65.25	65.70	52.20	63.85	55.00	63.00	78.75	0.00	0.00	0.00	0.00	0.00	0.00	443.75	443.00	0.75
Kenai Alternative	0.00	0.00	0.00	0.00	0.00	0.00	0.00	0.00	0.00	0.00	9.90	13.62	16.42	16.65	56.59	59.00	(2.41)
Kenai Central High	0.00	0.00	0.00	0.00	0.00	0.00	0.00	0.00	0.00	0.00	135.65	146.85	127.40	112.10	522.00	517.00	5.00
Kenai Middle	0.00	0.00	0.00	0.00	0.00	0.00	0.00	117.15	130.33	118.85	0.00	0.00	0.00	0.00	366.33	366.00	0.33
Kenai Youth Facility	0.00	0.00	0.00	0.00	0.00	0.00	0.00	0.00	1.00	1.00	2.00	2.00	2.00	2.00	10.00	6.00	4.00
McNeil Canyon	0.00	20.25	24.70	17.65	12.00	15.00	15.45	16.00	0.00	0.00	0.00	0.00	0.00	0.00	121.05	119.00	2.05
Moose Pass	0.00	1.80	3.00	3.80	3.00	6.50	5.00	5.50	4.00	2.25	0.00	0.00	0.00	0.00	34.85	33.00	1.85
Mountain View	0.00	0.00	0.00	0.00	85.00	114.40	122.75	0.00	0.00	0.00	0.00	0.00	0.00	0.00	322.15	323.00	(0.85)
Nanwalek	0.00	4.00	3.00	7.00	6.00	3.00	4.00	9.00	4.00	6.00	4.00	5.00	2.00	6.00	63.00	63.00	0.00
Nikiski Middle/Senior	0.00	0.00	0.00	0.00	0.00	0.00	0.00	0.00	57.25	73.95	85.75	76.65	56.00	77.00	426.60	417.00	9.60
Nikiski North Star	0.00	47.34	49.64	52.20	41.00	64.85	65.25	70.00	0.00	0.00	0.00	0.00	0.00	0.00	390.28	388.00	2.28
Nikolaevsk	0.00	5.70	5.70	6.65	5.70	4.75	1.90	2.85	6.65	6.65	1.90	8.55	5.70	6.65	69.35	73.00	(3.65)
Ninilchik	0.00	13.00	12.00	1.00	8.00	14.05	12.80	15.00	25.00	19.65	30.25	15.25	18.75	13.55	198.30	194.00	4.30
Paul Banks	0.00	80.13	60.30	80.05	0.00	0.00	0.00	0.00	0.00	0.00	0.00	0.00	0.00	0.00	220.48	226.00	(5.52)
Port Graham	0.00	4.00	2.00	2.00	2.00	1.00	2.00	2.00	1.00	6.00	3.45	4.00	0.00	0.00	29.45	28.00	1.45
Razdolna	0.00	4.00	4.00	1.00	4.00	2.00	4.00	5.00	4.00	3.00	2.00	3.00	1.00	0.00	37.00	37.00	0.00
Redoubt	0.00	65.00	42.20	74.35	50.07	59.00	56.60	61.00	0.00	0.00	0.00	0.00	0.00	0.00	408.22	404.00	4.22
Sears	0.00	126.50	49.56	66.68	0.00	0.00	0.00	0.00	0.00	0.00	0.00	0.00	0.00	0.00	242.74	239.00	3.74
Seward Elem	0.00	46.60	40.05	45.90	44.10	44.25	42.65	48.85	0.00	0.00	0.00	0.00	0.00	0.00	312.40	308.00	4.40
Seward High	0.00	0.00	0.00	0.00	0.00	0.00	0.00	0.00	0.00	0.00	70.90	67.00	59.25	61.30	258.45	259.00	(0.55)
Seward Middle	0.00	0.00	0.00	0.00	0.00	0.00	0.00	0.00	53.00	64.50	0.00	0.00	0.00	0.00	117.50	116.00	1.50
Skyview	0.00	0.00	0.00	0.00	0.00	0.00	0.00	0.00	0.00	0.00	152.30	136.60	135.55	111.25	535.70	526.00	9.70
Soldotna Elem	0.00	53.35	31.95	30.40	39.20	41.10	43.00	54.00	0.00	0.00	0.00	0.00	0.00	0.00	293.00	291.00	2.00
Soldotna High	0.00	0.00	0.00	0.00	0.00	0.00	0.00	0.00	0.00	0.00	140.70	154.65	132.10	100.13	527.58	530.00	(2.42)
Soldotna Middle	0.00	0.00	0.00	0.00	0.00	0.00	0.00	0.90	279.22	264.35	0.00	0.00	0.00	0.00	544.47	538.00	6.47
Soldotna Montessori Charter	0.00	22.00	25.00	22.00	13.10	14.00	3.00	1.00	0.00	0.00	0.00	0.00	0.00	0.00	100.10	100.00	0.10
Spring Creek	0.00	0.00	0.00	0.00	0.00	0.00	0.00	0.00	0.00	0.00	16.00	15.00	12.00	12.00	55.00	43.00	12.00
Sterling	0.00	27.95	28.00	28.00	11.30	33.20	29.00	41.50	0.00	0.00	0.00	0.00	0.00	0.00	198.95	197.00	1.95
Susan B English	0.00	1.00	9.00	4.00	3.00	1.00	1.00	2.00	9.00	8.00	5.50	9.00	7.00	3.25	62.75	62.00	0.75
Tebughna	0.00	8.00	3.00	2.00	5.00	5.00	3.00	5.00	5.00	5.00	0.00	0.00	1.00	0.00	42.00	43.00	(1.00)
Tustumena	0.00	18.00	14.20	17.00	27.55	30.80	24.75	30.20	0.00	0.00	0.00	0.00	0.00	0.00	162.50	161.00	1.50
Voznesenka	0.00	6.00	8.00	11.00	9.00	11.00	13.00	11.00	10.00	12.00	12.00	11.00	11.00	4.75	129.75	133.00	(3.25)
West Homer	0.00	0.00	0.00	0.00	49.40	60.70	71.25	70.35	0.00	0.00	0.00	0.00	0.00	0.00	251.70	254.00	(2.30)
	0.00	731.85	624.30	665.98	597.63	695.33	688.40	741.45	796.85	817.51	852.51	871.19	760.12	684.13	9,527.25	9,534.00	(6.75)

FY04 OASIS to FY04 Enrollment

	Pre K	K	1	2	3	4	5	6	7	8	9	10	11	12	Total OASIS	FY04 on 10/1/03	Difference
Aurora Borealis	0.00	21.95	21.00	23.00	23.00	23.00	19.75	13.00	12.00	11.00	0.00	0.00	0.00	0.00	167.70	171.00	(3.30)
Chapman	0.00	21.45	17.00	13.80	13.00	15.75	21.75	13.00	15.15	13.00	0.00	0.00	0.00	0.00	143.90	144.00	(0.10)
Connections	0.00	48.19	48.05	28.05	45.50	36.20	28.30	35.05	57.50	55.65	33.70	60.30	52.55	40.27	569.31	506.00	63.31
Cooper Landing	0.00	1.00	2.00	2.00	2.00	2.00	1.00	2.00	1.00	0.00	0.00	0.00	0.00	0.00	13.00	13.00	0.00
Fireweed Academy	0.00	0.00	0.00	0.00	5.00	8.00	10.00	7.00	0.00	0.00	0.00	0.00	0.00	0.00	30.00	30.00	0.00
Homer Flex	0.00	0.00	0.00	0.00	0.00	0.00	0.00	0.00	0.00	0.00	5.30	11.25	12.45	12.95	41.95	38.00	3.95
Homer High	0.00	0.00	0.00	0.00	0.00	0.00	0.00	0.00	0.00	0.00	144.40	128.45	102.25	92.05	467.15	461.00	6.15
Homer Middle	0.00	0.00	0.00	0.00	0.00	0.00	0.00	0.00	127.00	105.85	0.00	0.00	0.00	0.00	232.85	229.00	3.85
Hope	0.00	1.75	1.00	0.75	1.95	1.00	2.25	4.00	2.00	0.00	2.85	1.00	0.00	0.00	18.55	20.00	(1.45)
Kachemak Selo	0.00	6.65	8.55	8.55	4.75	8.55	4.75	6.65	7.60	6.65	2.85	4.75	0.95	1.90	73.15	83.00	(9.85)
K-Beach	0.00	57.12	64.95	58.45	53.20	57.70	73.50	75.20	0.00	0.00	0.00	0.00	0.00	0.00	440.12	440.00	0.12
Kenai Alternative	0.00	0.00	0.00	0.00	0.00	0.00	0.00	0.00	0.00	0.00	23.55	19.33	21.80	14.80	79.48	77.00	2.48
Kenai Central High	0.00	0.00	0.00	0.00	0.00	0.00	0.00	0.00	0.00	1.00	151.05	125.90	132.55	93.75	504.25	502.00	2.25
Kenai Middle	0.00	0.00	0.00	0.00	0.00	0.00	0.00	135.45	117.15	123.50	0.50	0.00	0.00	0.00	376.60	376.00	0.60
Kenai Youth Facility	0.00	0.00	0.00	0.00	0.00	0.00	0.00	0.00	1.00	1.00	2.00	2.00	2.00	2.00	10.00	10.00	0.00
McNeil Canyon	0.00	21.25	21.00	13.20	10.00	13.00	14.25	19.00	0.00	0.00	0.00	0.00	0.00	0.00	111.70	113.00	(1.30)
Moose Pass	0.00	4.45	3.45	3.90	6.25	4.00	5.65	2.00	4.00	2.00	0.00	0.00	0.00	0.00	35.70	33.00	2.70
Mountain View	0.00	0.00	0.00	0.00	110.35	119.23	108.70	0.00	0.00	0.00	0.00	0.00	0.00	0.00	338.28	337.00	1.28
Nanwalek	0.00	3.00	7.00	7.00	3.00	4.00	9.00	5.00	6.00	4.00	6.00	2.00	4.00	3.00	63.00	63.00	0.00
Nikiski Elem	0.00	19.25	33.30	12.55	24.00	32.45	29.00	27.20	0.00	0.00	0.00	0.00	0.00	0.00	177.75	179.00	(1.25)
Nikiski Middle/Senior	0.00	0.00	0.00	0.00	0.00	0.00	0.00	0.00	79.65	86.00	81.80	69.05	84.40	73.35	474.25	476.00	(1.75)
Nikiski North Star	0.00	19.25	24.10	26.10	41.55	38.70	46.05	29.00	0.00	0.00	0.00	0.00	0.00	0.00	224.75	224.00	0.75
Nikolaevsk	0.00	6.00	6.00	7.00	5.00	3.00	4.00	8.00	8.00	7.00	12.00	7.00	9.00	7.00	89.00	89.00	0.00
Ninilchik	0.00	12.65	2.00	5.00	9.00	13.00	12.25	20.30	15.00	30.05	14.25	17.25	15.00	16.00	181.75	181.00	0.75
Paul Banks	0.00	62.30	86.00	61.00	0.00	0.00	0.00	0.00	0.00	0.00	0.00	0.00	0.00	0.00	209.30	214.00	(4.70)
Port Graham	0.00	2.10	1.00	2.00	2.00	2.00	3.00	0.00	7.00	4.50	2.75	2.75	0.00	0.00	29.10	30.00	(0.90)
Razdolna	0.00	4.75	1.75	4.00	2.00	4.00	5.00	3.00	3.00	2.00	2.00	3.00	1.00	0.00	35.50	36.00	(0.50)
Redoubt	0.00	44.15	62.70	54.00	55.40	59.70	60.00	74.50	0.00	0.00	0.00	0.00	0.00	0.00	410.45	407.00	3.45
Sears	0.00	118.90	84.00	105.10	0.00	0.00	0.00	0.00	0.00	0.00	0.00	0.00	0.00	0.00	308.00	302.00	6.00
Seward Elem	0.00	45.75	49.85	37.45	48.25	41.00	44.75	55.30	0.00	0.00	0.00	0.00	0.00	0.00	322.35	323.00	(0.65)
Seward High	0.00	0.00	0.00	0.00	0.00	0.00	0.00	0.00	0.00	0.00	69.85	59.00	77.80	56.40	263.05	274.00	(10.95)
Seward Middle	0.00	0.00	0.00	0.00	0.00	0.00	0.00	0.00	64.05	54.75	0.00	0.00	0.00	0.00	118.80	116.00	2.80
Skyview	0.00	0.00	0.00	0.00	0.00	0.00	0.00	0.00	0.00	0.00	141.70	157.57	147.00	115.60	561.87	556.00	5.87
Soldotna Elem	0.00	49.25	32.00	34.00	40.75	40.25	53.75	42.15	0.00	0.00	0.00	0.00	0.00	0.00	292.15	292.00	0.15
Soldotna High	0.00	0.00	0.00	0.00	0.00	0.00	0.00	0.00	0.00	0.00	156.30	142.60	110.30	109.10	518.30	516.00	2.30
Soldotna Middle	0.00	0.00	0.00	0.00	0.00	0.00	0.00	2.00	269.85	267.77	0.80	0.00	0.00	0.00	540.42	536.00	4.42
Soldotna Montessori Charter	0.00	29.00	22.00	10.00	19.25	4.00	2.00	3.00	0.00	0.00	0.00	0.00	0.00	0.00	89.25	89.00	0.25
Spring Creek	0.00	0.00	0.00	0.00	0.00	0.00	0.00	0.00	0.00	0.00	16.00	15.00	12.00	12.00	55.00	37.00	18.00
Sterling	0.00	22.32	26.00	13.00	30.60	28.10	36.80	49.00	0.00	0.00	0.00	0.00	0.00	0.00	205.82	203.00	2.82
Susan B English	0.00	9.00	3.00	3.00	1.95	2.00	1.00	9.00	7.00	4.00	10.00	7.45	3.00	12.00	72.40	73.00	(0.60)
Tebughna	0.00	3.00	2.80	6.00	2.80	4.00	4.00	5.00	6.00	1.00	4.00	0.00	1.00	0.00	39.60	40.00	(0.40)
Tustumena	0.00	17.50	19.50	30.10	32.25	31.00	27.00	45.45	0.00	0.00	0.00	0.00	0.00	0.00	202.80	205.00	(2.20)
Voznesenka	0.00	5.00	13.00	10.00	11.00	14.00	11.00	8.00	12.00	13.00	12.00	13.00	9.00	6.00	137.00	138.00	(1.00)
West Homer	0.00	0.00	0.00	0.00	64.25	67.25	67.10	88.00	0.00	0.00	0.00	0.00	0.00	0.00	286.60	285.00	1.60
	0.00	656.98	663.00	579.00	668.05	676.88	705.60	786.25	821.95	793.72	895.65	848.65	798.05	668.17	9,561.95	9,467.00	94.95

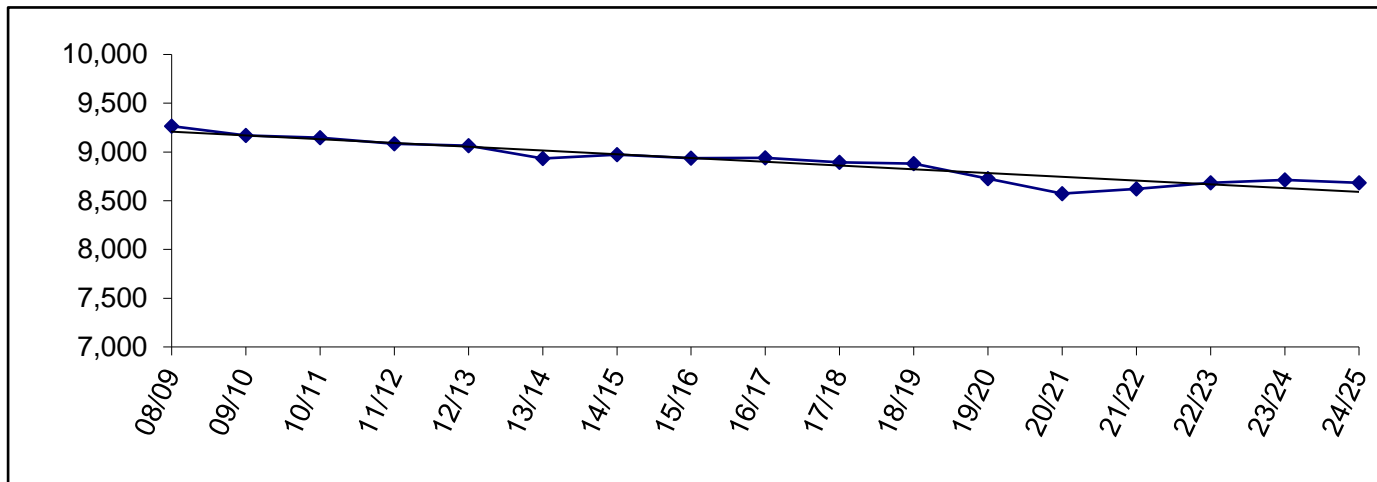
Supplemental Information

FY21 Actual Enrollment

	PreK	K	1	2	3	4	5	6	7	8	9	10	11	12	Total FY21 on 10/23/2020	FY20 on 10/18/2019	Difference
Aurora Borealis Charter	0	24	24	24	23	18	20	16	14	10	0	0	0	0	173	183	(10)
Chapman	9	18	14	13	16	9	12	12	9	17	0	0	0	0	129	136	(7)
Connections	0	116	126	97	148	144	152	151	130	162	147	161	129	140	1803	869	934
Cooper Landing	0	2	2	1	2	0	2	0	0	0	1	0	0	1	11	13	(2)
Fireweed Academy Charter	0	13	12	15	8	14	12	12	0	0	0	0	0	0	86	127	(41)
Homer Flex	0	0	0	0	0	0	0	0	0	0	7	3	11	8	29	28	1
Homer High	0	0	0	0	0	0	0	0	0	0	92	88	76	89	345	372	(27)
Homer Middle	0	0	0	0	0	0	0	0	72	66	0	0	0	0	138	175	(37)
Hope	0	3	3	0	6	2	1	3	1	2	3	2	1	0	27	16	11
Kachemak Selo	0	4	3	2	4	3	1	0	3	0	2	3	2	5	32	38	(6)
Kaleidoscope Charter	0	43	40	30	42	35	30	0	0	0	0	0	0	0	220	260	(40)
K-Beach	0	41	38	45	39	30	48	40	0	0	0	0	0	0	281	444	(163)
Kenai Alternative	10	0	0	0	0	0	0	0	0	0	0	1	5	24	40	67	(27)
Kenai Central High	0	0	0	0	0	0	0	0	0	0	93	90	97	80	360	434	(74)
Kenai Middle	0	0	0	0	0	0	0	120	111	111	0	0	0	0	342	373	(31)
Marathon	0	0	0	0	0	0	0	0	0	0	0	1	0	3	4	11	(7)
McNeil Canyon	0	10	12	14	15	10	18	17	0	0	0	0	0	0	96	122	(26)
Moose Pass	0	3	2	5	3	1	2	1	1	0	0	0	0	0	18	21	(3)
Mountain View	21	42	38	44	46	49	59	0	0	0	0	0	0	0	299	439	(140)
Nanwalek	0	5	4	8	8	7	4	5	4	4	6	7	5	3	70	78	(8)
Nikiski Middle/Senior	0	0	0	0	0	0	0	38	29	36	55	27	35	35	255	338	(83)
Nikiski North Star	18	31	30	24	21	37	38	0	0	0	0	0	0	0	199	342	(143)
Nikolaevsk	0	0	1	1	1	1	2	1	2	0	2	2	4	4	21	48	(27)
Ninilchik	9	5	3	4	5	4	10	10	4	6	6	9	9	9	93	119	(26)
Paul Banks	24	50	37	49	0	0	0	0	0	0	0	0	0	0	160	206	(46)
Port Graham	0	4	1	4	1	3	3	1	3	2	1	3	2	2	30	34	(4)
Razdolna	0	7	5	6	4	9	5	8	3	13	4	7	10	3	84	83	1
Redoubt	17	28	31	32	35	38	24	41	0	0	0	0	0	0	246	368	(122)
River City Academy	0	0	0	0	0	0	0	0	17	13	17	23	18	15	103	83	20
Seward Elem	15	34	31	32	32	27	40	0	0	0	0	0	0	0	211	289	(78)
Seward High	0	0	0	0	0	0	0	0	0	0	36	26	32	46	140	158	(18)
Seward Middle	0	0	0	0	0	0	0	37	33	39	0	0	0	0	109	143	(34)
Skyview Middle	0	0	0	0	0	0	0	0	143	152	0	0	0	0	295	404	(109)
Soldotna Elem	35	26	26	21	22	20	31	28	0	0	0	0	0	0	209	290	(81)
Soldotna High	0	0	0	0	0	0	0	0	0	0	172	126	133	136	567	685	(118)
Soldotna Montessori Charter	0	20	22	23	26	23	22	20	0	0	0	0	0	0	156	164	(8)
Sterling	11	16	20	24	19	19	16	16	0	0	0	0	0	0	141	193	(52)
Susan B English	0	6	6	5	4	2	6	7	2	1	1	3	1	1	45	33	12
Tebughna	0	1	2	3	4	0	1	1	3	5	1	2	0	1	24	21	3
Tustumena	10	14	12	12	14	10	13	27	0	0	0	0	0	0	112	160	(48)
Voznesenka	10	17	9	10	7	10	4	5	10	5	10	5	9	6	117	120	(3)
West Homer	0	0	0	0	40	46	36	48	0	0	0	0	0	0	170	238	(68)
	189	583	554	548	595	571	612	665	594	644	656	589	579	611	7,990	8,725	(735)

History and Projections

YEAR	PRE-K	K	1	2	3	4	5	6	7	8	9	10	11	12	TOTAL	GROWTH
08/09	91	649	649	659	643	681	669	709	670	723	832	828	765	697	9,265	0.00%
09/10	88	670	643	670	653	641	697	684	724	684	808	802	723	683	9,170	-1.03%
10/11	195	663	668	659	666	657	629	707	695	725	694	723	748	719	9,148	-0.24%
11/12	176	663	654	666	660	656	673	634	711	694	729	689	706	772	9,083	-0.71%
12/13	223	691	661	652	685	689	661	670	631	722	701	730	662	687	9,065	-0.20%
13/14	215	692	666	660	644	663	668	644	670	636	695	682	729	668	8,932	-1.47%
14/15	197	697	691	670	664	644	676	690	653	679	636	684	667	726	8,974	0.47%
15/16	225	661	696	686	685	672	654	671	675	665	667	622	677	679	8,935	-0.43%
16/17	245	663	675	702	676	685	681	661	675	679	654	658	607	678	8,939	0.04%
17/18	248	686	655	670	684	692	694	692	647	659	660	656	646	606	8,895	-0.49%
18/19	236	637	686	645	693	702	675	699	673	643	642	665	653	633	8,882	-0.15%
19/20	243	632	616	672	640	675	712	668	680	667	631	624	654	611	8,725	-1.77%
20/21	0	665	642	622	667	636	695	702	672	686	662	625	629	670	8,573	-1.74%
21/22	0	654	669	645	615	666	650	675	713	672	684	666	643	668	8,620	0.55%
22/23	0	654	658	673	638	614	683	630	686	713	689	688	685	674	8,685	0.75%
23/24	0	659	658	662	666	631	630	663	641	686	701	693	707	716	8,713	0.32%
24/25	0	657	663	662	655	661	647	610	674	641	660	705	712	738	8,685	-0.32%



Enrollment History by Site

	08/09	09/10	10/11	11/12	12/13	13/14	14/15	15/16	16/17	17/18	18/19	19/20
Aurora Borealis Charter	184	182	183	194	186	193	188	182	194	197	194	183
Chapman	94	92	101	123	115	124	111	110	134	136	136	136
Connections	965	1,062	975	901	918	802	767	781	811	772	805	869
Cooper Landing	11	6	10	10	12	17	18	14	18	15	14	13
Fireweed Academy Charter	73	75	115	130	108	108	101	89	106	124	115	127
Homer Flex	35	37	25	37	33	33	30	37	38	30	39	28
Homer High	407	375	376	393	384	377	380	359	373	390	389	372
Homer Middle	183	202	215	190	182	186	194	187	187	186	194	175
Hope	10	17	13	12	17	18	22	16	17	17	17	16
Kachemak Selo	93	89	91	75	64	63	58	49	48	45	43	38
Kaleidoscope Charter	233	248	246	248	252	251	254	255	254	259	258	260
K-Beach	422	433	427	405	374	389	385	418	407	395	414	444
Kenai Alternative	101	93	106	92	83	90	73	81	80	82	74	67
Kenai Central	513	524	505	514	511	518	469	478	444	450	463	434
Kenai Middle	364	360	367	357	367	348	377	369	374	344	366	373
Marathon	16	7	4	5	4	6	9	6	12	4	12	11
McNeil Canyon	137	136	120	126	136	131	120	116	127	124	117	122
Moose Pass	29	15	16	18	17	16	14	10	11	14	17	21
Mountain View	437	431	453	460	468	441	445	451	431	484	488	439
Nanwalek	70	74	80	78	79	78	79	76	79	76	75	78
Nikiski Middle/Senior	363	351	370	392	384	397	399	364	364	358	359	338
Nikiski North Star	383	403	417	369	360	362	366	372	378	367	337	342
Nikolaevsk	74	70	70	70	70	72	64	66	64	76	77	48
Ninilchik	164	171	186	161	141	139	150	138	125	109	114	119
Paul Banks	213	228	185	169	194	190	203	206	223	215	232	206
Port Graham	20	15	20	21	19	20	27	25	38	33	37	34
Razdolna	49	37	63	63	76	77	83	79	85	90	94	83
Redoubt	378	371	393	388	409	390	420	367	369	358	337	368
River City Academy	37	56	64	73	76	70	87	77	81	81	70	83
Seward Elem	264	276	278	286	336	338	305	313	304	307	304	289
Seward High	187	178	165	177	182	175	183	177	186	180	157	158
Seward Middle	89	91	94	78	83	81	128	142	122	114	122	143
Skyview High	450	377	333	363	323	261	-	-	-	-	-	-
Skyview Middle	-	-	-	-	-	-	384	418	409	403	410	404
Soldotna Elem	275	266	286	291	293	295	316	343	330	317	293	290
Soldotna High	529	534	508	494	472	531	570	560	533	546	532	685
Soldotna Middle	443	412	371	401	404	367	-	-	-	-	-	-
Soldotna Montessori Charter	161	160	160	165	164	165	153	162	162	167	165	164
Soldotna Prep	-	-	-	-	-	-	198	183	197	190	186	-
Spring Creek	27	21	19	11	-	-	-	-	-	-	-	-
Sterling	160	134	154	167	189	208	243	238	232	227	214	193
Susan B English	59	45	46	43	40	48	40	45	32	33	31	33
Tebughna	36	30	35	41	40	35	33	40	30	29	31	21
Tustumena	154	150	157	169	162	180	176	182	176	188	192	160
Voznesenka	117	100	104	102	107	110	118	114	106	107	111	120
West Homer Elem	256	236	242	221	231	232	234	240	248	256	246	238
	9,265	9,170	9,148	9,083	9,065	8,932	8,974	8,935	8,939	8,895	8,881	8,725

Enrollment Projection by Site

School	Capacity (cap)	19/20		20/21		21/22		22/23		23/24		24/25	
		actual	% cap	actual	% cap	actual	% cap	actual	% cap	actual	% cap	actual	% cap
Aurora Borealis Charter	*	183	N/A	182	N/A	183	N/A	184	N/A	184	N/A	184	N/A
Chapman	150	136	91%	130	87%	130	87%	130	87%	135	90%	138	92%
Connections	**	869	N/A	810	N/A	762	N/A	739	N/A	730	N/A	720	N/A
Cooper Landing	40	13	33%	14	35%	14	35%	15	38%	16	40%	15	38%
Fireweed Academy Charter	*	127	N/A	117	N/A	118	N/A	123	N/A	121	N/A	121	N/A
Homer Flex	75	28	37%	30	40%	30	40%	30	40%	30	40%	30	40%
Homer High	600	372	62%	398	66%	396	66%	423	71%	422	70%	405	68%
Homer Middle	360	175	49%	182	51%	190	53%	168	47%	168	47%	178	49%
Hope	100	16	16%	16	16%	16	16%	17	17%	15	15%	14	14%
Kachemak Selo	100	38	38%	41	41%	41	41%	41	41%	40	40%	41	41%
Kaleidoscope Charter	*	260	N/A	260	N/A	260	N/A	260	N/A	260	N/A	260	N/A
K-Beach	400	444	111%	450	113%	452	113%	433	108%	437	109%	436	109%
Kenai Alternative	125	67	54%	52	42%	65	52%	65	52%	65	52%	65	52%
Kenai Central	800	434	54%	455	57%	488	61%	500	63%	518	65%	520	65%
Kenai Middle	500	373	75%	400	80%	387	77%	372	74%	353	71%	347	69%
Marathon	10	11	110%	10	100%	10	100%	10	100%	10	100%	10	100%
McNeil Canyon	260	122	47%	122	47%	122	47%	120	46%	125	48%	123	47%
Moose Pass	50	21	42%	23	46%	26	52%	27	54%	24	48%	23	46%
Mountain View	430	439	102%	411	96%	406	94%	405	94%	404	94%	405	94%
Nanwalek	60	78	130%	78	130%	78	130%	78	130%	76	127%	73	122%
Nikiski Middle/Senior	600	338	56%	350	58%	363	61%	374	62%	375	63%	366	61%
Nikiski North Star	430	342	80%	312	73%	304	71%	301	70%	301	70%	308	72%
Nikolaevsk	175	48	27%	40	23%	38	22%	35	20%	33	19%	34	19%
Ninilchik	300	119	40%	111	37%	107	36%	104	35%	104	35%	105	35%
Paul Banks	270	206	76%	174	64%	177	66%	180	67%	180	67%	179	66%
Port Graham	50	34	68%	34	68%	36	72%	37	74%	37	74%	39	78%
Razdolna	50	83	166%	87	174%	89	178%	84	168%	80	160%	82	164%
Redoubt	400	368	92%	344	86%	335	84%	338	85%	327	82%	317	79%
River City Academy	***	83	N/A	85	N/A	85	N/A	84	N/A	75	N/A	69	N/A
Seward Elem	450	289	64%	247	55%	240	53%	245	54%	237	53%	240	53%
Seward High	400	158	40%	160	40%	170	43%	179	45%	195	49%	201	50%
Seward Middle	140	143	102%	154	110%	145	104%	134	96%	130	93%	120	86%
Skyview Middle	500	404	81%	401	80%	435	87%	464	93%	452	90%	444	89%
Soldotna Elem	470	290	62%	251	53%	246	52%	246	52%	249	53%	252	54%
Soldotna 10-12	800	685	86%	726	91%	759	95%	815	102%	872	109%	887	111%
Soldotna Montessori Charter	*	164	N/A	166	N/A	166	N/A	166	N/A	166	N/A	166	N/A
Sterling	270	193	71%	187	69%	195	72%	201	74%	200	74%	202	75%
Susan B English	200	33	17%	36	18%	39	20%	43	22%	47	24%	50	25%
Tebughna	125	21	17%	21	17%	21	17%	21	17%	21	17%	20	16%
Tustumena	400	160	40%	150	38%	138	35%	130	33%	133	33%	129	32%
Voznesenka	150	120	80%	121	81%	125	83%	125	83%	132	88%	132	88%
West Homer Elem	450	238	53%	235	52%	233	52%	239	53%	234	52%	235	52%
		<u>8,725</u>		<u>8,573</u>		<u>8,620</u>		<u>8,685</u>		<u>8,713</u>		<u>8,685</u>	

* Charter Schools are housed in the district according to the terms of their contract, which is based on available space in existing facilities.

** Connections Program does not require space to house students.

*** River City Academy housed at Skyview Middle

Enrollment Projection by Area

School	Capacity (cap)	19/20		20/21		21/22		22/23		23/24		24/25	
		Actual	% cap	% cap	% cap	% cap	% cap	% cap	% cap	% cap	% cap		
Homer Area													
Chapman	150	136	91%	130	87%	130	87%	130	87%	135	90%	138	92%
Fireweed Academy Charter	*	127	N/A	117	N/A	118	N/A	123	N/A	121	N/A	121	N/A
Homer Flex	75	28	37%	30	40%	30	40%	30	40%	30	40%	30	40%
Homer High	600	372	62%	398	66%	396	66%	423	71%	422	70%	405	68%
Homer Middle	360	175	49%	182	51%	190	53%	168	47%	168	47%	178	49%
Kachemak Selo	100	38	38%	41	41%	41	41%	41	41%	40	40%	41	41%
McNeil Canyon	260	122	47%	122	47%	122	47%	120	46%	125	48%	123	47%
Nikolaevsk	175	48	27%	40	23%	38	22%	35	20%	33	19%	34	19%
Ninilchik	300	119	40%	111	37%	107	36%	104	35%	104	35%	105	35%
Paul Banks	270	206	76%	174	64%	177	66%	180	67%	180	67%	179	66%
Razdolna	50	83	166%	87	174%	89	178%	84	168%	80	160%	82	164%
Voznesenka	150	120	80%	121	81%	125	83%	125	83%	132	88%	132	88%
West Homer Elem	450	238	53%	235	52%	233	52%	239	53%	234	52%	235	52%
Kenai Area													
Aurora Borealis Charter	*	183	N/A	182	N/A	183	N/A	184	N/A	184	N/A	184	N/A
Kaleidoscope Charter	*	260	N/A	260	N/A	260	N/A	260	N/A	260	N/A	260	N/A
Kenai Alternative	125	67	54%	52	42%	65	52%	65	52%	65	52%	65	52%
Kenai Central	800	434	54%	455	57%	488	61%	500	63%	518	65%	520	65%
Kenai Middle	500	373	75%	400	80%	387	77%	372	74%	353	71%	347	69%
Mountain View	430	439	102%	411	96%	406	94%	405	94%	404	94%	405	94%
Nikiski Area													
Nikiski Middle/Senior	600	338	56%	350	58%	363	61%	374	62%	375	63%	366	61%
Nikiski North Star	430	342	80%	312	73%	304	71%	301	70%	301	70%	308	72%
Seward Area													
Moose Pass	50	21	42%	23	46%	26	52%	27	54%	24	48%	23	46%
Seward Elem	450	289	64%	247	55%	240	53%	245	54%	237	53%	240	53%
Seward High	400	158	40%	160	40%	170	43%	179	45%	195	49%	201	50%
Seward Middle	140	143	102%	154	110%	145	104%	134	96%	130	93%	120	86%
Soldotna Area													
Cooper Landing	40	13	33%	14	35%	14	35%	15	38%	16	40%	15	38%
K-Beach	400	444	111%	450	113%	452	113%	433	108%	437	109%	436	109%
Redoubt	400	368	92%	344	86%	335	84%	338	85%	327	82%	317	79%
River City Academy	***	83	N/A	85	N/A	85	N/A	84	N/A	75	N/A	69	N/A
Skyview Middle	500	404	81%	401	80%	435	87%	464	93%	452	90%	444	89%
Soldotna Elem	470	290	62%	251	53%	246	52%	246	52%	249	53%	252	54%
Soldotna High	800	685	86%	726	91%	759	95%	815	102%	872	109%	887	111%
Soldotna Montessori Charter	*	164	N/A	166	N/A	166	N/A	166	N/A	166	N/A	166	N/A
Sterling	270	193	71%	187	69%	195	72%	201	74%	200	74%	202	75%
Tustumena	400	160	40%	150	38%	138	35%	130	33%	133	33%	129	32%
Other Locations													
Connections	**	869	N/A	810	N/A	762	N/A	739	N/A	730	N/A	720	N/A
Hope	100	16	16%	16	16%	16	16%	17	17%	15	15%	14	14%
Marathon	10	11	110%	10	100%	10	100%	10	100%	10	100%	10	100%
Nanwalek	60	78	130%	78	130%	78	130%	78	130%	76	127%	73	122%
Port Graham	50	34	68%	34	68%	36	72%	37	74%	37	74%	39	78%
Susan B English	200	33	17%	36	18%	39	20%	43	22%	47	24%	50	25%
Tebughna	125	21	17%	21	17%	21	17%	21	17%	21	17%	20	16%
		8,725		8,573		8,620		8,685		8,713		8,685	

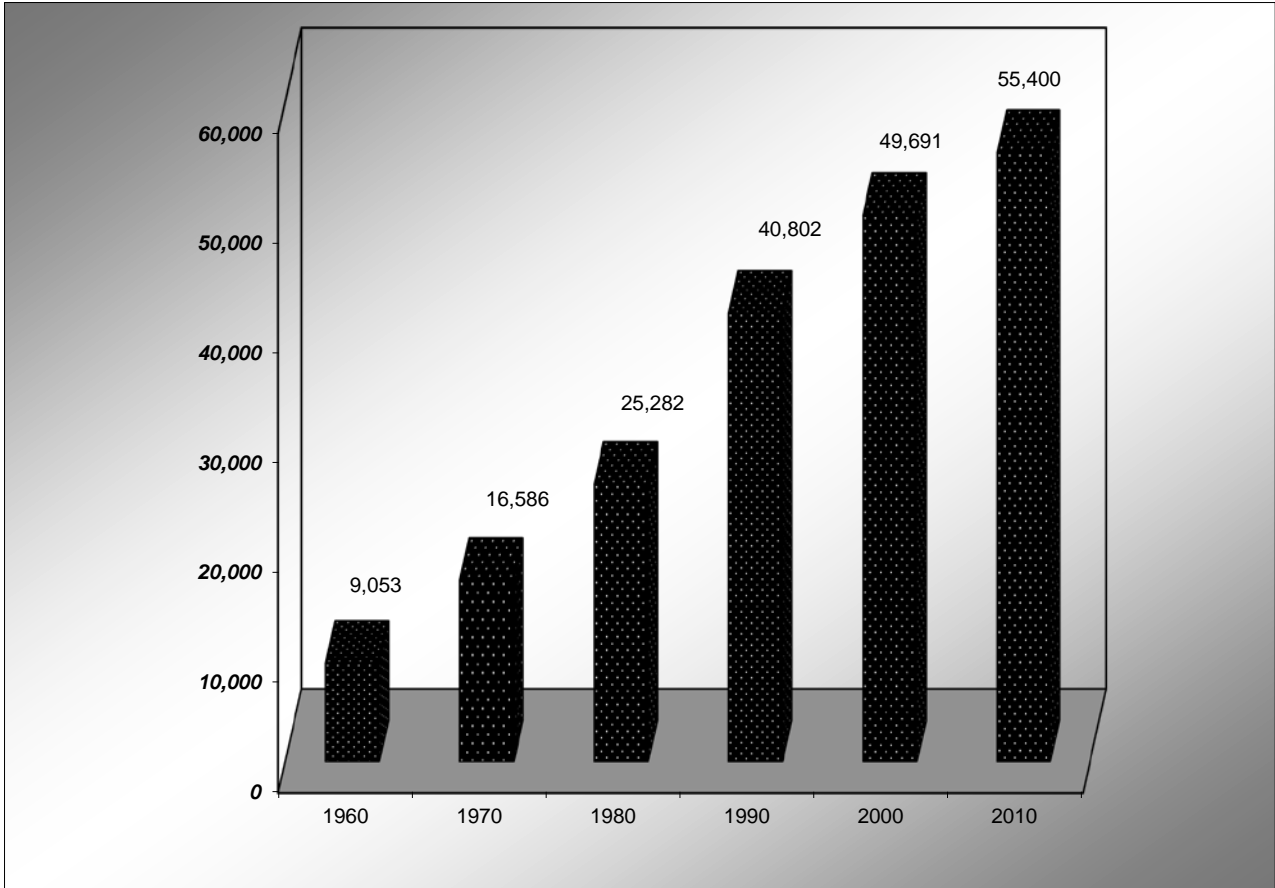
* Charter Schools are housed in the district according to the terms of their contract, which is based on available space in existing facilities.

** Connections Program does not require space to house students.

*** River City Academy is housed at Skyview Middle.

Borough Population 1960-2010

	1960	1970	1980	1990	2000	2010
Homer	800	1,083	2,209	3,660	3,946	5,003
Kenai	778	3,533	4,324	6,327	6,942	7,100
Seward	1,891	1,587	1,843	2,699	2,830	2,693
Soldotna	332	1,202	2,320	3,482	3,759	4,163
Total Borough Population	9,053	16,586	25,282	40,802	49,691	55,400



Source: Alaska Department of Labor

Historical Data

Although borough population shows a 5.63% increase from 2011 to 2020, KPBSD enrollment has decreased 5.19% in this same period. Enrollment has declined from a high of 10,384 in 1998 to 8,535 in 2020, a reduction of over 17.81%. In 1998, enrollment was around 21.5% of the total population, but that percentage has declined to 14.5% of the total population for 2020.

Comparison of KPBSD Average Daily Membership (ADM) to total borough population:

Year	KPBSD ADM	KPB Total Population*	% of Total
2020	8,535	58,708	14.54%
2019	8,680	58,471	14.84%
2018	8,712	58,024	15.01%
2017	8,785	58,060	15.13%
2016	8,788	57,763	15.21%
2015	8,826	57,147	15.44%
2014	8,756	56,862	15.40%
2013	8,886	56,756	15.66%
2012	8,922	56,369	15.83%
2011	8,978	55,400	16.21%

* Population figures obtained from State of Alaska Department of Commerce, Community and Economic Development, commissioner's certification of municipal populations. Figures have been updated with the most current available data.

Page is intentionally left blank.