

UNIT

1

# Digital Citizenship

Student Packet • Grades K-2



**common**  **sense**<sup>®</sup>  
media

# Going Places Safely


---

## Directions

Draw a picture on the screen below of your favorite place online.

I went to \_\_\_\_\_

I saw \_\_\_\_\_



## I followed these safety rules:

- Always ask your parent or teacher first
- Only talk to people you know
- Stick to places that are just right for you

\_\_\_\_\_

\_\_\_\_\_

# A-B-C Searching

## Directions

Write your letter and the name of your animal.  
Paste or draw a picture of your animal in the box.




\_\_\_\_\_ is for \_\_\_\_\_

# **Lesson Assessments**

# Going Places Safely

1. Circle the place you would like to visit on the computer.



THE JUNGLE



OUTER SPACE




THE OCEAN

2. How can you stay safe?

- Have an adult with you when you go places online
- Have an adult with you when you go places in the real world
- Both a and b



3. What is a website?



- A place you can visit on the computer






- A place where a spider builds a web



- A place in your house where you put your computer

## A-B-C Searching

1. What letter would you use to search for these things online? Write the letter below each picture. The first one is done for you.



2. What things could you search for using the letter “i”? Circle your answers.

Circle your answers.

a) ice cream

b) dog

c) ice cube

d) apple

f) ball



3. Where in a picture dictionary would you find this page?

a) A-D

b) E-L

c) M-Z

