Welcome to the wonderful world of PowerSchool!

Once you have set up your parent account for your child, this guide can assist you in familiarizing yourself with the website. If you have not set up your parent account please contact your child's school to request your Access ID and Password.

Grades and Attendance Navigation Tab

Standards Grades Screen

How do I see my child's grades?

The first screen that you should see is the Standards Grades screen.

There are two tabs at the top of the page. The Standards Grades tab will be the one that opens by default. This screen will show you your child's current grades.

Completed Classes Screen

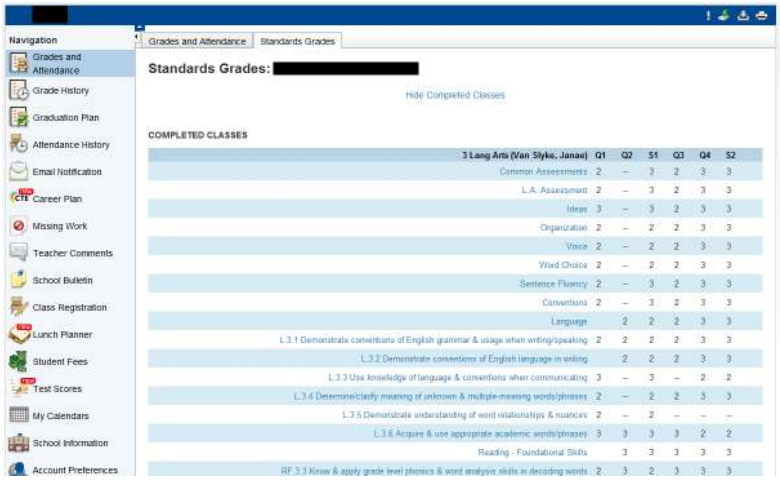

By selecting the Show Completed Classes link you will be able to view past quarters' grades from the current school year.

How do I see my child's missing assignments?

By selecting the Grades and Attendance Tab and then clicking the double dashes in the current quarters column you will be able to view your child's missing assignments, teacher comments, and assignment due dates.

Grades and Attendance Navigation Tab

How do I find out how many days my child has missed or how many times my child has been tardy?

By selecting the Grades and Attendance tab you will be able to see what classes your child is currently enrolled in, their total absences, and tardies in each class for the quarter and year to date, and their detailed attendance for the last two weeks.

Grades and Attendance Screen

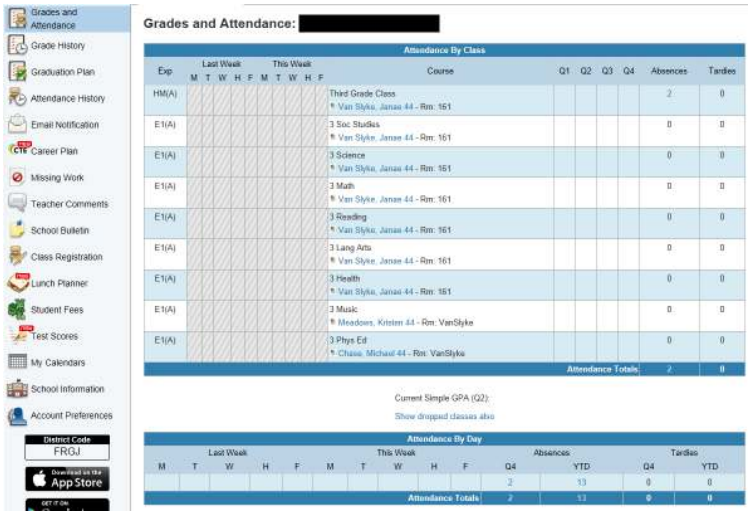

How do I know what the rating scale is/means?

4. I exceed all expected parts of the standard by demonstrating more complex understanding
3. I demonstrate all the expected skills within the standard
2. I demonstrate some of the expected skills within the standard
1. With help, I can demonstrate some of the expected skills within the standard
0. Even with help, I cannot demonstrate any of the expected skills within the standard

No Score – Not assessed or not yet taught

Grade History Navigation Tab

How do I find out what my child's grades were last year?

By selecting the Grade History tab then the Standards Grades History tab you will be able to see a history of your child's grades. There will be a tab for each year your student has Standards Referenced Grades in the system. To view years that your child received traditional grade reports, select the Grade History tab.

Standards Grade History Tab

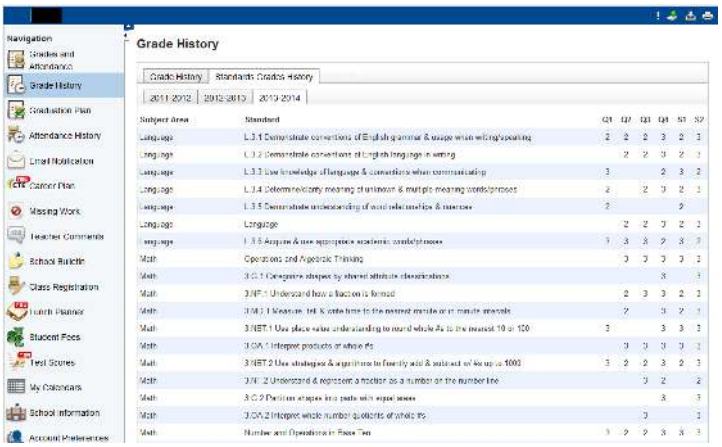

Lunch Planner Navigation Tab

How do I find out how much lunch money my child has on their lunch account?

The Lunch Planner tab enables you to see the balance on your child's lunch account and a history of their purchases. By visiting the link to the Student Nutrition Website, you can view the breakfast and lunch menus along with the nutrition details for items on the menu.

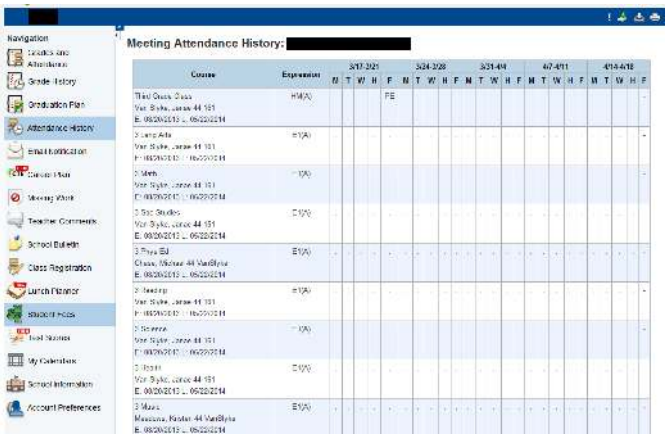

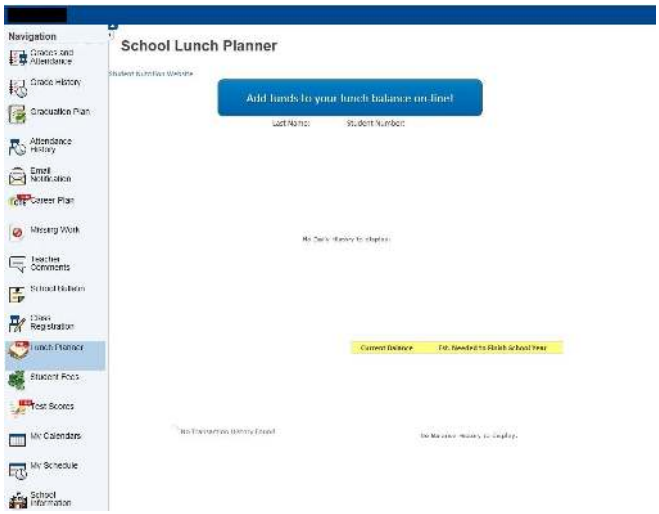

How do I put money on my child's Lunch account?

The Lunch Planner tab enables you to add funds to your child's lunch account online. By selecting the Add funds to your lunch balance on-line! box you can make credit card purchase to add money to your child's account. Just follow these easy step by step instructions.

**Please note that there is a service fee added to your purchase applied at checkout.

Once you select the Add funds box, you will be redirected to the School District Website's Web Store.

1. Select appropriate school level for your child.



2. Select the appropriate school for your child.

3. Select the Food Service Payments icon.

Lunch Planner Navigation Tab Cont.

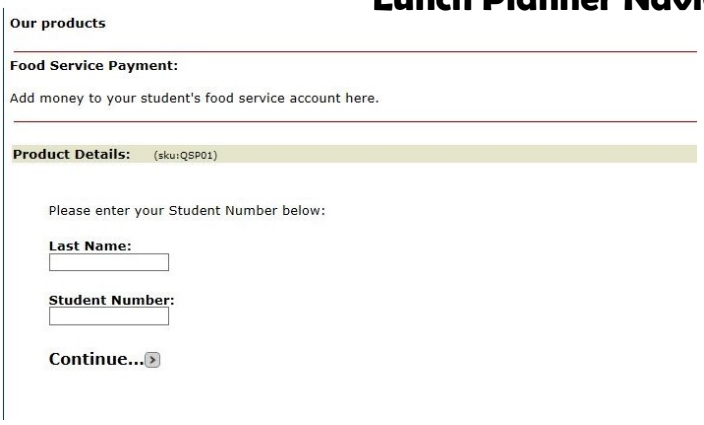

4. Enter your students last name, student number, then click on the continue button.

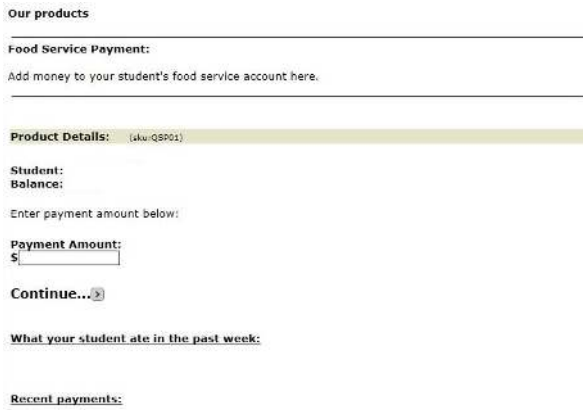

5. Enter your payment amount, then click on the continue button.

6. Once you verify the information shown you can either continue shopping or go to check out by selecting the appropriate button.

7. Web Store will have you set up a new account if you have not already done so. Enter your email address, then select if you are a new or returning customer. If you are a returning customer enter your password and click continue. If you are a new customer select that option then click the continue button.

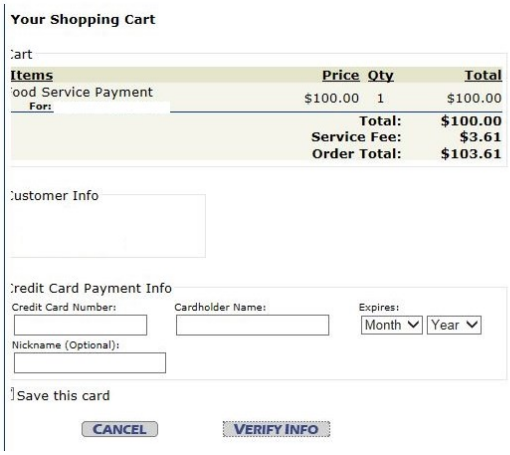

8. Once you have created your account or signed into your account you will be taken to Your Shopping Cart. You will need to enter your credit card information, then click verify info.

How do I view my child's test scores?

By selecting the Test Scores tab you are able to see your child's testing information.

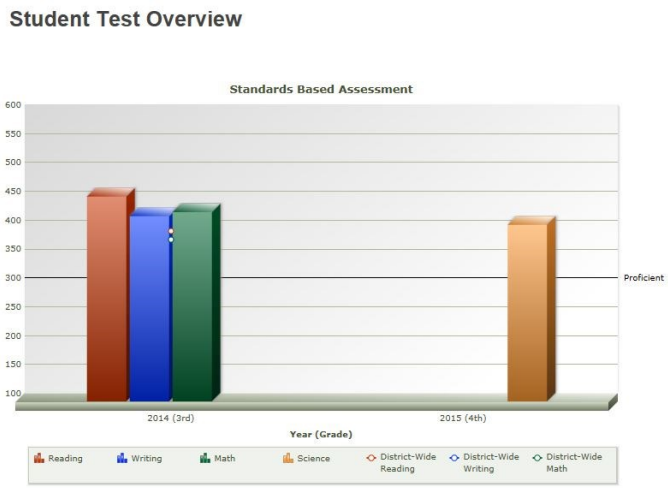

Email Notification Navigation Tab

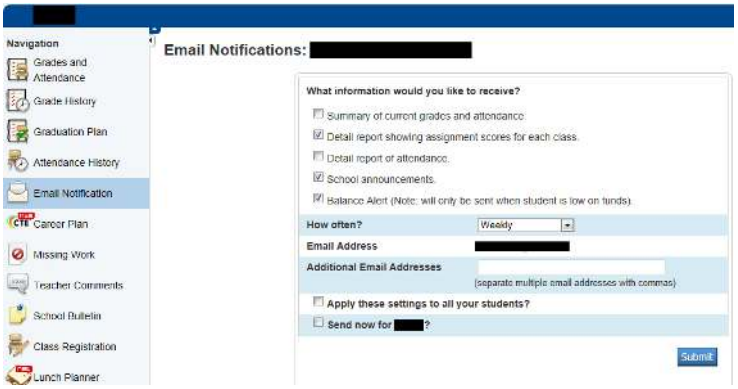

How do I change my email address for notifications to be sent to?

By selecting the Email Notification tab you are able to update your email information.

How do select what notifications that I would like to receive?

By selecting the Email Notification tab you are able to update your email information and select how often and what information you would like to receive via email.

Account Preferences Navigation Tab

How do I change my password?
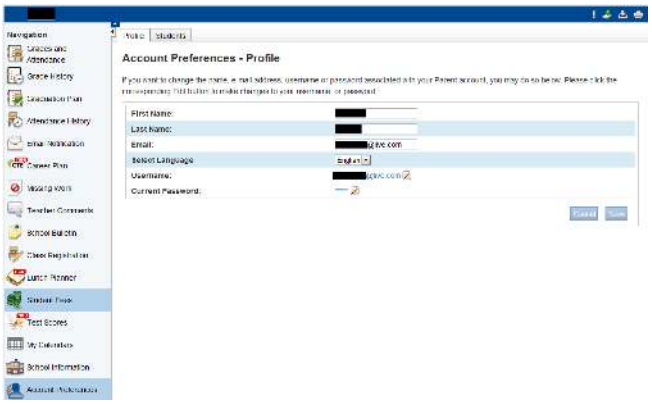
By selecting the Account Preferences tab you are able to update your personal information and password.