

KENAI PENINSULA BOROUGH SCHOOL DISTRICT



FIVE YEAR ENROLLMENT PROJECTION

2019 – 20 through 2023 – 24

November 5, 2018

www.kpbsd.k12.ak.us

Kenai Peninsula Borough School District

148 North Binkley Street
Soldotna, AK 99669

Five Year Enrollment Projections

2019-20 through 2023-24

Submitted to the State of Alaska, Department of Education
November 5, 2018

Mr. Sean Dusek, Superintendent
Mr. Dave Jones, Assistant Superintendent, Instructional Support

Table of Contents

	Page
Introduction	
Introduction.....	1
KPBSD Schools.....	2
School Facilities and Educational Structure.....	3-4
Individual School Enrollments	
FY19 Enrollment Projection.....	5
Aurora Borealis Charter School.....	6
Chapman School.....	7
Connections.....	8
Cooper Landing School.....	9
Fireweed Academy Charter School.....	10
Homer Flex High School.....	11
Homer High School.....	12
Homer Middle School.....	13
Hope School.....	14
Kachemak Selo.....	15
Kaleidoscope Charter School.....	16
K-Beach Elementary School.....	17
Kenai Alternative High School.....	18
Kenai Central High School.....	19
Kenai Middle School.....	20
Marathon.....	21
McNeil Canyon Elementary School.....	22
Moose Pass School.....	23
Mountain View Elementary School.....	24
Nanwalek School.....	25
Nikiski Middle/Senior High School.....	26
Nikiski North Star Elementary School.....	27
Nikolaevsk School.....	28
Ninilchik School.....	29
Paul Banks Elementary School.....	30
Port Graham School.....	31
Razdolna School.....	32
Redoubt Elementary School.....	33
River City Academy.....	34
Seward Elementary School.....	35

Seward High School.....	36
Seward Middle School.....	37
Skyview High School.....	38
Skyview Middle School.....	39
Soldotna Elementary School.....	40
Soldotna High School.....	41
Soldotna 10-12.....	42
Soldotna Montessori Charter School.....	43
Soldotna Prep.....	44
Spring Creek School.....	45
Sterling Elementary School.....	46
Susan B English School.....	47
Tebughna School.....	48
Tustumena Elementary School.....	49
Voznesenka School.....	50
West Homer Elementary School.....	51

Projected Enrollments

FY20 Enrollment Projection.....	53
FY21 Enrollment Projection.....	54
FY22 Enrollment Projection.....	55
FY23 Enrollment Projection.....	56
FY24 Enrollment Projection.....	57

OASIS (On-line Alaska School Information System)

OASIS Information.....	59
FY18 Actual Enrollment compared to OASIS.....	60
FY17 Actual Enrollment compared to OASIS.....	61
FY16 Actual Enrollment compared to OASIS.....	62
FY15 Actual Enrollment compared to OASIS.....	63
FY14 Actual Enrollment compared to OASIS.....	64
FY13 Actual Enrollment compared to OASIS.....	65
FY12 Actual Enrollment compared to OASIS.....	66
FY11 Actual Enrollment compared to OASIS.....	67
FY10 Actual Enrollment compared to OASIS.....	68
FY09 Actual Enrollment compared to OASIS.....	69
FY08 Actual Enrollment compared to OASIS.....	70
FY07 Actual Enrollment compared to OASIS.....	71
FY06 Actual Enrollment compared to OASIS.....	72

Supplemental Information

FY19 Actual Enrollment by Location and Grade.....	73
History and Projected Enrollment by Year.....	74
Enrollment History by Site.....	75
Enrollment Projection by Site.....	76
Enrollment Projection by Area.....	77
Borough Population 1960 to 2010.....	78
Population Growth and Historical Data.....	79

Page is intentionally left blank.

Introduction

Introduction

The Kenai Peninsula Borough Board of Education is responsible for providing an adequate educational environment for the students of the Kenai Peninsula Borough School District. To fulfill this obligation, the Board regularly reviews the District's long-range plan. On an annual basis, the School Board receives a new enrollment report.

Information from building administrators and other sources (like Child Find and Head Start programs) help determine the projected number of incoming kindergartners at each school. Once estimates have been made for the incoming kindergarten class, the other peer groups are rolled forward to the next grade. Administration also takes into consideration historical trends, economic variables and other available information in the projection.

This narrative is divided into two sections:

- School Facilities and Educational Structure
- Population Growth and Projections for FY20 through FY24

Charts and data providing detailed membership projections, graphs of demographic facts related to the student population and other information are included in each section

The process used to project the FY20 enrollment is based on a straight-line method. The steps involved were:

1. Grades at all school sites were moved ahead one grade level with some variance based on principal input.
2. Charter school enrollment projections are in concert with the contractual agreement between the School District and the charter school.
3. AR 6183 (c) notes the enrollment staffing for Homer Flex, Kenai Alternative and Kenai Youth Facility locations.
4. Kindergarten enrollment was based on the average of actual enrollment, for FY17, FY18 and FY19 and administrator recommendations.
5. Sites affected by feeder schools were adjusted appropriately.

The District was required to submit the FY20 enrollment projection to the Department of Education and Early Development by November 5, 2018.

Kenai Peninsula Borough School District Schools

Area	School Name	Configuration	Original State Capacity	Revised State Capacity	Difference
Homer Area	Chapman	K-8	225	150	(75)
	Fireweed Academy Charter *	K-6			
	Homer Flex	9-12	75		
	Homer High	9-12	600		
	Homer Middle	7-8	375	360	(15)
	Kachemak Selo	K-12	100		
	McNeil Canyon	K-6	250	260	10
	Nikolaevsk	K-12	250	175	(75)
	Ninilchik	K-12	400	300	(100)
	Paul Banks	K-2	350	270	(80)
	Razdolna	K-12	50		
	Voznesenka	K-12	150		
	West Homer Elem	3-6	500	450	(50)
Kenai Area	Aurora Borealis Charter *	K-8			
	Kaleidoscope Charter *	K-6			
	Kenai Alternative	9-12	125		
	Kenai Central High	9-12	800		
	Kenai Middle	6-8	550	500	(50)
	Mountain View	K-5	500	430	(70)
Nikiski Area	Nikiski Middle/Senior	6-12	600		
	Nikiski North Star	K-5	500	430	(70)
Seward Area	Moose Pass	K-8	65	50	(15)
	Seward Elem	K-5	500	450	(50)
	Seward High	9-12	400		
	Seward Middle	6-8	300	227	(73)
Soldotna Area	Cooper Landing	K-12	50	40	(10)
	K-Beach	K-6	500	400	(100)
	Redoubt	K-6	500	400	(100)
	River City Academy **	7-12			
	Skyview Middle School	7-8	600		
	Soldotna Elementary	K-6	550	470	(80)
	Soldotna High	10-12	800		
	Soldotna Montessori Charter *	K-6			
	Soldotna Prep	9	550	500	(50)
	Sterling	K-6	325	270	(55)
Other Locations	Tustumena	K-6	400		
	Connections	K-12			
	Hope	K-12	100		
	Marathon	7-12	10		
	Nanwalek	K-12	50	60	10
	Port Graham	K-12	50		
	Susan B. English	K-12	200		
	Tebughna	K-12	125		

* Charter schools in the district are housed according to the terms of their contract

** River City Academy is housed at Soldotna Prep House

*** Connections home-school program does not require space to house students

School Facilities and Educational Structure

The Kenai Peninsula Borough School District operates 44 facilities, housing 8,881 students and 1,213.44 FTE district staff.

There are a variety of configurations, depending on community location and population. Schools are divided into four categories for the certified staffing formula, with further divisions for the support staffing formula. As of November 2010, the four categories specified by the certified staffing formula are:

1. High School/Middle School with population greater than 100:

Homer High	Seward High
Homer Middle	Seward Middle
Kenai Central High	Skyview Middle School
Kenai Middle	Soldotna High
Nikiski Jr/Sr High	Soldotna Prep

2. Elementary Schools K-6 with population greater than 250:

K-Beach	Seward
Mountain View	Soldotna
Nikiski North Star	West Homer
Redoubt	

3. Elementary Schools K-6 with population from 100 -250:

McNeil	Sterling
Paul Banks	Tustumena

4. Small Schools with population less than 200:

Chapman	Ninilchik
Cooper Landing	Port Graham
Hope	Razdolna
Kachemak Selo	River City Academy
Moose Pass	Susan B. English
Nanwalek	Tebughna
Nikolaevsk	Voznesenka

5. Other Programs:

Connections	Kenai Alternative High
Homer Flex High	Marathon

Special Education services are offered in all elementary and secondary schools in the District.

There are five charter schools authorized in the district, with the newest scheduled to open their doors is Greatland Adventure Academy. Opening will depend on their ability to find a suitable physical space.

Aurora Borealis Charter School serves grades K-8. Kaleidoscope School of Arts and Sciences serves grades K-5. Fireweed and Soldotna Montessori Charter schools serve grades K-6. Soldotna Montessori is organized by age. Charter schools are not included in the staffing formulas because they determine their own staffing levels.

Homer Flex and Kenai Alternative are schools that offer alternative programs for students within their communities to complete high school. River City Academy offers a secondary grade level standards-based program. Marathon is a high school program in a secure facility operated in conjunction with the Department of Corrections.

Elementary and charter schools feed into middle schools and middle schools feed into high schools. The following listing shows the elementary schools that are located within each middle school attendance area:

Homer Middle School

Fireweed Academy Charter
McNeil Canyon
West Homer

Skyview Middle School

K-Beach
Redoubt
Soldotna
Soldotna Montessori Charter
Sterling
Tustumena

Kenai Middle School

K-Beach
Kaleidoscope Charter
Mountain View

Seward Middle School

Seward

Nikiski Middle School

Nikiski North Star

Schools not involved in the Middle School Feeder System

Connections	Port Graham
Kachemak Selo	Susan B. English
Nikolaevsk	Tebughna
Ninilchik	Voznesenka

Individual School Enrollments

FY20 Enrollment Projection

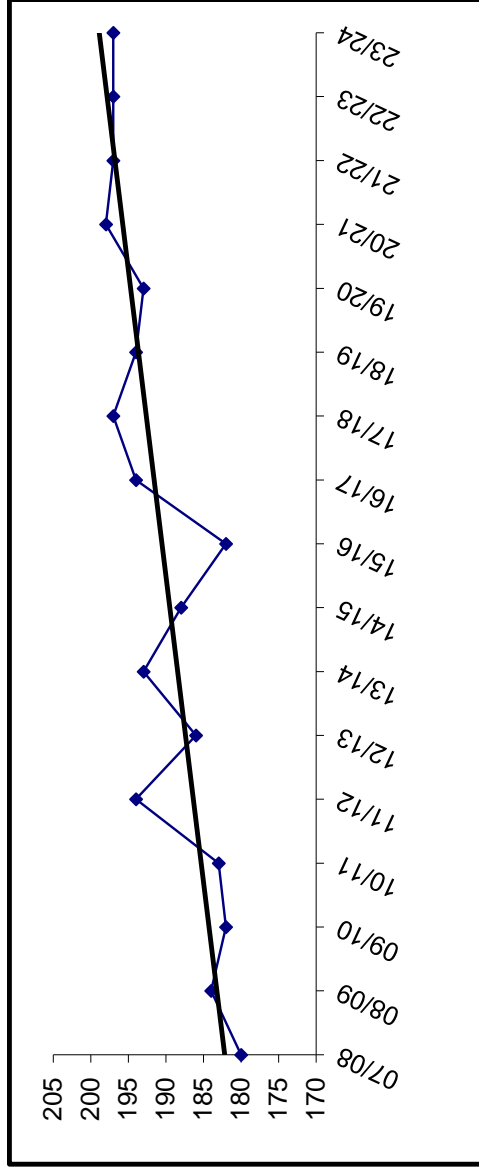
	FY20											FY19 on 10-18-18		FY19 on 10-18-18						
	Pre-K	K	1	2	3	4	5	6	7	8	9	10	11	12	Projection	W/Presch	Difference	WO/Presch	Difference	
Aurora Borealis Charter	0	24	24	24	22	22	24	20	18	15	0	0	0	0	193	194	(1)	194	(1)	
Chapman	0	14	13	20	14	15	11	16	9	12	0	0	0	0	124	136	(12)	122	2	
Connections	0	38	37	43	42	63	60	46	71	59	59	62	73	100	753	805	(52)	805	(52)	
Cooper Landing	0	1	1	3	2	2	0	2	0	2	1	0	1	0	15	14	1	14	1	
Fireweed Academy Charter	0	17	17	17	16	16	13	23	0	0	0	0	0	0	119	115	4	115	4	
Greatland Adventure Academy	0	0	0	0	0	0	0	0	0	0	0	0	0	0	0	0	0	0	0	
Homer Flex	0	0	0	0	0	0	0	0	0	0	2	5	10	15	32	39	(7)	39	(7)	
Homer High	0	0	0	0	0	0	0	0	0	0	108	101	104	87	400	389	11	389	11	
Homer Middle	0	0	0	0	0	0	0	0	84	98	0	0	0	0	182	194	(12)	194	(12)	
Hope	0	3	1	3	1	0	1	1	2	1	3	1	0	1	18	17	1	17	1	
Kachemak Selo	0	3	3	4	3	2	0	4	1	3	4	4	6	3	40	43	(3)	43	(3)	
Kaleidoscope Charter	0	40	44	44	43	44	45	0	0	0	0	0	0	0	260	258	2	258	2	
K-Beach	0	62	69	62	51	68	51	59	0	0	0	0	0	0	422	414	8	414	8	
Kenai Alternative	0	0	0	0	0	0	0	0	0	0	1	4	18	42	65	74	(9)	60	5	
Kenai Central High	0	0	0	0	0	0	0	0	0	0	123	127	127	103	480	463	17	463	17	
Kenai Middle	0	0	0	0	0	0	0	118	137	106	0	0	0	0	361	366	(5)	366	(5)	
Marathon	0	0	0	0	0	0	0	0	0	1	1	2	3	3	10	12	(2)	12	(2)	
McNeil Canyon	0	17	18	17	13	17	19	16	0	0	0	0	0	0	117	117	0	117	0	
Moose Pass	0	2	4	3	1	2	3	3	0	1	0	0	0	0	19	17	2	17	2	
Mountain View	0	76	66	81	81	75	90	0	0	0	0	0	0	0	469	488	(19)	468	1	
Nanwalek	0	3	8	7	6	4	5	3	5	8	9	7	5	6	76	75	1	75	1	
Nikiski Middle/Senior	0	0	0	0	0	0	0	54	55	63	47	55	47	50	371	359	12	359	12	
Nikiski North Star	0	45	44	42	54	62	61	0	0	0	0	0	0	0	308	337	(29)	315	(7)	
Nikolaevsk	0	3	4	6	6	4	8	5	6	4	7	10	5	10	78	77	1	77	1	
Nimlichik	0	7	11	6	3	12	7	9	8	7	6	10	12	9	107	114	(7)	106	1	
Paul Banks	0	62	67	65	0	0	0	0	0	0	0	0	0	0	194	232	(38)	201	(7)	
Port Graham	0	4	6	1	3	4	3	3	3	2	3	2	2	2	38	37	1	37	1	
Razdolna	0	7	7	5	9	8	7	2	14	4	10	12	8	3	96	94	2	94	2	
Redoubt	0	47	39	49	51	40	46	48	0	0	0	0	0	0	320	337	(17)	319	1	
River City Academy	0	0	0	0	0	0	0	13	12	10	10	10	15	10	70	70	0	70	0	
Seward Elem	0	43	41	55	33	50	50	0	0	0	0	0	0	0	272	304	(32)	277	(5)	
Seward High	0	0	0	0	0	0	0	0	0	0	32	35	46	42	155	157	(2)	157	(2)	
Seward Middle	0	0	0	0	0	0	0	48	51	37	0	0	0	0	136	122	14	122	14	
Skyview Middle	0	0	0	0	0	0	0	0	204	225	0	0	0	0	429	410	19	410	19	
Soldotna Elem	0	30	30	36	32	36	46	42	0	0	0	0	0	0	252	293	(41)	258	(6)	
Soldotna High	0	0	0	0	0	0	0	0	0	0	186	187	179	0	552	532	20	532	20	
Soldotna Montessori Charter	0	21	23	23	26	23	24	25	0	0	0	0	0	0	165	165	0	165	0	
Soldotna Prep	0	0	0	0	0	0	0	0	0	0	186	0	0	0	186	186	0	186	0	
Sterling	0	32	31	27	34	26	20	24	0	0	0	0	0	0	194	214	(20)	192	2	
Susan B English	0	6	3	4	1	3	4	5	1	1	2	1	3	3	37	31	6	31	6	
Tebughna	0	3	0	3	0	1	2	2	7	2	3	3	2	2	30	31	(1)	31	(1)	
Tustumena	0	22	25	26	24	25	35	21	0	0	0	0	0	0	178	192	(14)	182	(4)	
Voznesenka	0	8	9	8	8	5	6	10	5	11	6	11	6	6	99	111	(12)	101	(2)	
West Homer	0	0	0	0	69	63	65	62	0	0	0	0	0	0	259	246	13	246	13	
	0	640	645	684	648	648	692	706	671	694	674	623	648	680	676	8,681	8,881	(200)	8,646	35

Aurora Borealis Charter

YEAR	PRE-K	K	1	2	3	4	5	6	7	8	9	10	11	12	TOTAL	# Change	% Change
07/08		24	23	23	23	22	15	22	16	12					180		
08/09		24	24	23	22	22	21	15	19	14					184	4	2.2%
09/10		24	23	22	22	21	20	20	11	19					182	-2	-1.1%
10/11		24	24	23	23	23	20	20	15	11					183	1	0.5%
11/12		24	24	24	24	23	23	21	17	14					194	11	6.0%
12/13		23	20	22	25	24	22	22	18	10					186	-8	-4.1%
13/14		24	23	22	24	24	24	21	18	13					193	7	3.8%
14/15	1	25	22	24	22	21	23	20	13	17					188	-5	-2.6%
15/16		24	24	22	24	20	20	20	18	10					182	-6	-3.2%
16/17		24	24	25	24	24	22	21	15	15					194	12	6.6%
17/18		23	23	23	25	24	25	22	20	12					197	3	1.5%
18/19		24	25	21	20	24	22	21	17	20					194	-3	-1.5%
19/20		24	24	24	22	22	24	20	18	15					193	-1	-0.5%
20/21		24	24	23	24	24	24	20	20	15					198	5	2.6%
21/22		24	24	24	23	23	24	20	20	15					197	-1	-0.5%
22/23		24	24	23	23	24	24	20	20	15					197	0	0.0%
23/24		24	24	23	23	24	24	20	20	15					197	0	0.0%

Actual

Projected



Charter schools in the district are housed according to the terms of their contract. The Board may allow them to use available space in existing facilities.

Aurora Borealis is currently housed in the old Kenai Elementary building.

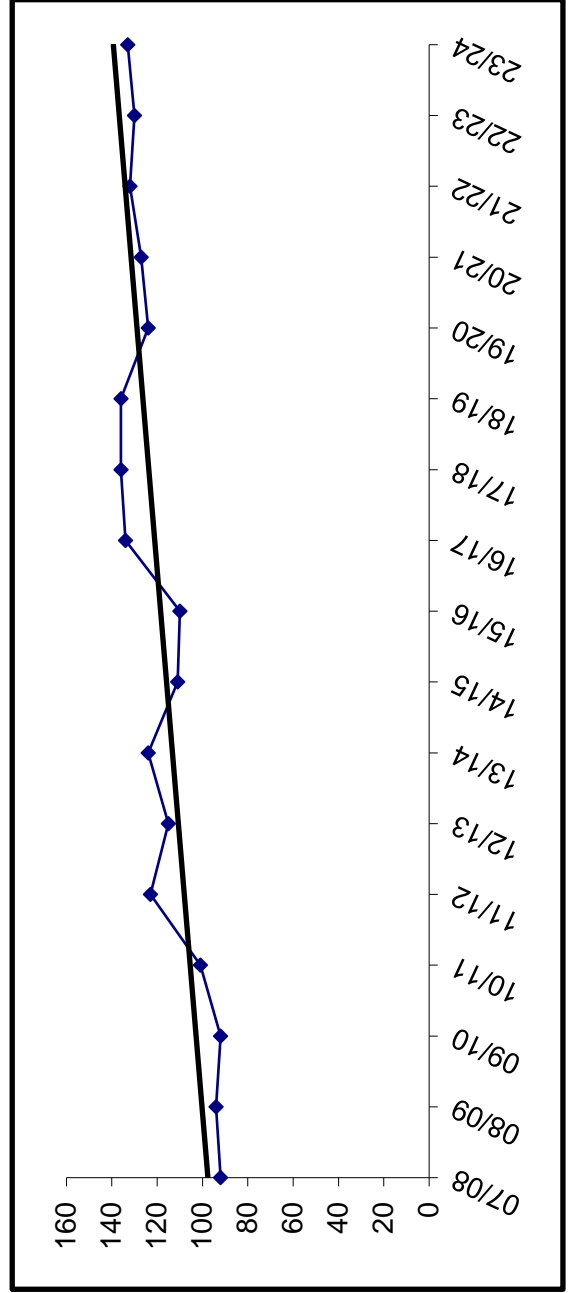
Enrollment for FY09 and beyond is subject to board review and approval.

Chapman

YEAR	PRE-K	K	1	2	3	4	5	6	7	8	9	10	11	12	TOTAL	# Change	% Change
07/08		9	17	7	11	11	12	15	4	6					92		
08/09		12	10	13	8	12	13	8	13	5					94	2	2.2%
09/10		8	14	9	9	8	9	15	5	9					92	-2	-2.1%
10/11	12	11	10	13	9	14	8	8	10	6					101	9	9.8%
11/12	22	17	13	10	13	8	13	10	7	10					123	22	21.8%
12/13	20	14	16	8	10	12	7	12	8	8					115	-8	-6.5%
13/14	17	20	13	13	12	9	13	6	14	7					124	9	7.8%
14/15	10	15	15	14	11	10	7	11	6	12					111	-13	-10.5%
15/16	10	16	12	16	13	12	9	9	7	6					110	-1	-0.9%
16/17	22	18	15	12	16	12	12	11	8	8					134	24	21.8%
17/18	10	19	17	13	13	18	10	16	12	8					136	2	1.5%
18/19	14	13	20	14	16	11	16	9	12	11					136	0	0.0%
19/20		14	13	20	14	15	11	16	9	12					124	-12	-8.8%
20/21		15	14	13	20	14	15	11	16	9					127	3	2.4%
21/22		14	15	14	13	20	14	15	11	16					132	5	3.9%
22/23		14	14	15	14	13	20	14	15	11					130	-2	-1.5%
23/24		14	14	14	15	14	13	20	14	15					133	3	2.3%

Actual

Projected

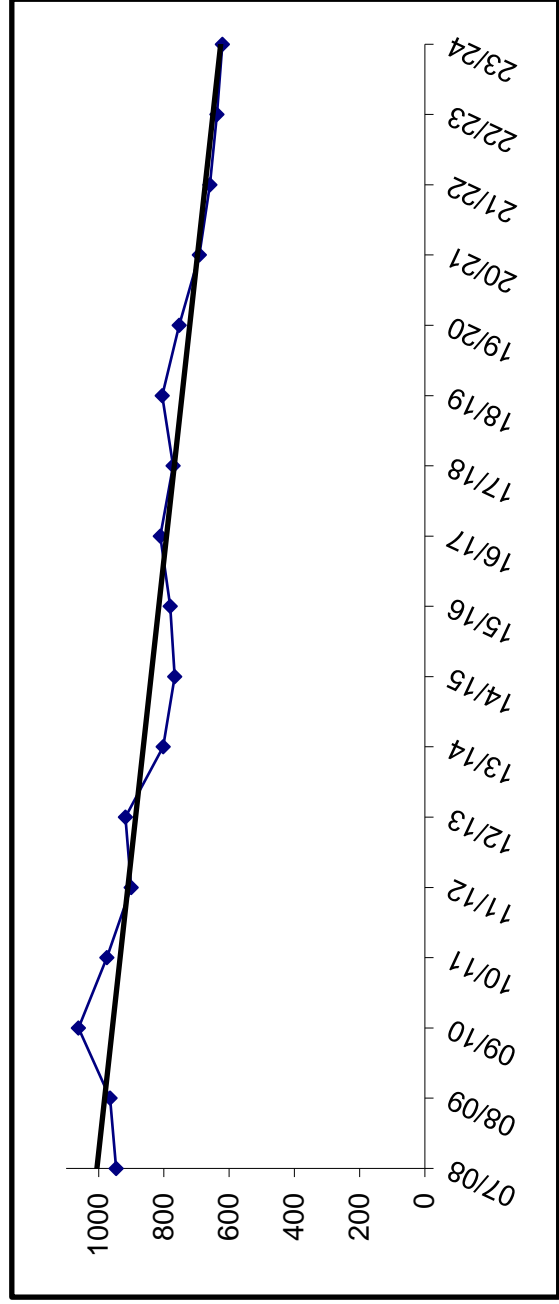


Building Capacity	150
# enrolled and % of capacity	
Actual FY19	136
Projected FY20	124
Projected FY21	127
	91%
	83%
	85%

Connections

YEAR	PRE-K	K	1	2	3	4	5	6	7	8	9	10	11	12	TOTAL	# Change	% Change
07/08		66	59	64	68	61	74	54	66	72	80	102	98	83	947		
08/09		55	69	66	60	62	68	70	66	65	94	106	98	86	965	18	1.9%
09/10		67	44	72	61	67	69	79	95	76	108	111	125	88	1062	97	10.1%
10/11		66	54	54	61	63	54	61	82	89	71	96	96	128	975	-87	-8.2%
11/12		38	55	52	47	62	63	52	65	83	72	88	101	123	901	-74	-7.6%
12/13		67	42	70	58	58	65	66	68	80	76	78	85	105	918	17	1.9%
13/14		44	55	43	51	53	46	54	63	54	58	80	98	103	802	-116	-12.6%
14/15		56	45	52	43	46	45	38	58	50	48	72	98	116	767	-35	-4.4%
15/16		48	58	46	48	50	48	50	50	64	58	59	87	115	781	14	1.8%
16/17		52	48	60	52	58	55	54	68	56	66	64	72	106	811	30	3.8%
17/18		46	49	49	58	47	63	53	50	62	56	76	81	82	772	-39	-4.8%
18/19		37	44	42	63	60	46	70	59	59	61	73	99	92	805	33	4.3%
19/20		38	37	43	42	63	60	46	71	59	59	62	73	100	753	-52	-6.5%
20/21		39	38	37	43	42	63	60	46	71	59	59	62	73	692	-61	-8.1%
21/22		40	39	38	37	43	42	63	60	46	71	59	59	62	659	-33	-4.8%
22/23		41	40	39	38	37	43	42	63	60	46	71	59	59	638	-21	-3.2%
23/24		42	41	40	39	38	37	43	42	63	60	46	71	59	621	-17	-2.7%

Actual
Projected

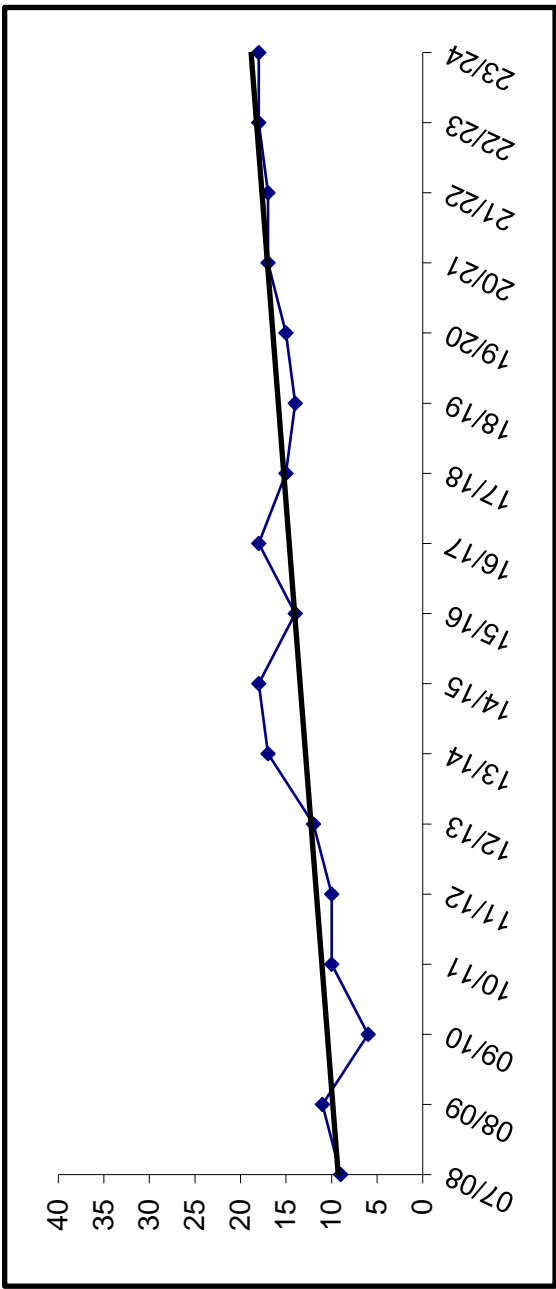


The Connections program does not require space to house students.

Cooper Landing

YEAR	PRE-K	K	1	2	3	4	5	6	7	8	9	10	11	12	TOTAL	# Change	% Change
07/08		2	1	1	1	0	0	2	1	1					9		#DIV/0!
08/09	2	3	2	0	2	0	0	0	1	1					11		22.2%
09/10	0	2	0	1	0	0	2	0	0	1					6		-45.5%
10/11	3	0	2	1	1	2	0	0	0	0	0	1	0	0	10		66.7%
11/12	2	3	0	2	0	1	1	0	0	0	0	1	0	0	10		0.0%
12/13	1	2	3	0	2	1	1	1	1	0	0	1	0	0	12		20.0%
13/14	1	1	2	5	0	2	2	2	1	1	1	0	1	0	17		41.7%
14/15	4	1	0	2	4	0	2	2	2	1	0	0	1	1	18		5.9%
15/16	4	2	2	2	0	2	2	0	2	0	0	0	0	0	14		-22.2%
16/17	3	3	3	2	2	3	1	0	1	0	0	0	0	0	18		28.6%
17/18	4	1	3	1	1	1	1	2	1	0	1	0	0	0	15		-16.7%
18/19	1	3	2	2	0	2	0	2	1	0	1	0	0	0	14		-6.7%
19/20	1	1	3	2	2	0	2	0	2	1	0	1	0	0	15		7.1%
20/21	2	1	1	3	2	2	0	2	2	0	2	1	0	1	17		13.3%
21/22	1	2	1	1	3	2	2	2	0	2	0	2	1	0	17		0.0%
22/23	1	1	2	1	1	3	2	2	2	0	2	0	2	1	18		5.9%
23/24	1	1	1	1	2	1	1	3	2	2	0	2	0	2	18		0.0%

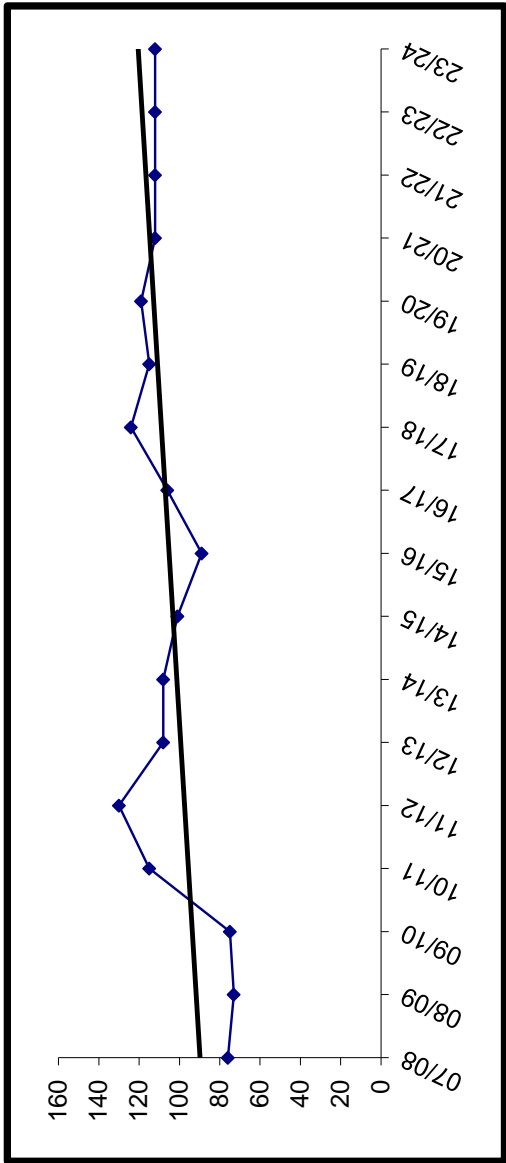
Actual
Projected



Building Capacity	40
# enrolled and % of capacity	
Actual FY19	14
Projected FY20	15
Projected FY21	17
	35%
	38%
	43%

Fireweed Academy Charter

YEAR	PRE-K	K	1	2	3	4	5	6	7	8	9	10	11	12	TOTAL	# Change	% Change
07/08					18	18	24	16							76	76	#DIV/0!
08/09					16	19	15	23							73	-3	-3.9%
09/10					16	22	20	17							75	2	2.7%
10/11	18	10	11	15	16	16	22	23							115	40	53.3%
11/12	26	20	8	17	17	19	23								130	15	13.0%
12/13	9	27	14	11	14	14	19								108	-22	-16.9%
13/14	24	12	23	13	11	12	13								108	0	0.0%
14/15	12	25	13	17	10	10	14								101	-7	-6.5%
15/16	12	10	20	11	15	12	9								89	-12	-11.9%
16/17	20	15	11	21	10	17	12								106	17	19.1%
17/18	18	18	19	12	25	11	21								124	18	17.0%
18/19	17	18	17	16	13	24	10								115	-9	-7.3%
19/20	17	17	17	16	16	16	13	23							119	4	3.5%
20/21	17	17	17	17	17	12	22	10							112	-7	-5.9%
21/22	17	17	17	17	17	12	22	10							112	0	0.0%
22/23	17	17	17	17	17	12	22	10							112	0	0.0%
23/24	17	17	17	17	17	12	22	10							112	0	0.0%



Charter schools in the district are housed according to the terms of their contract. The Board may allow them to use available space in existing facilities.

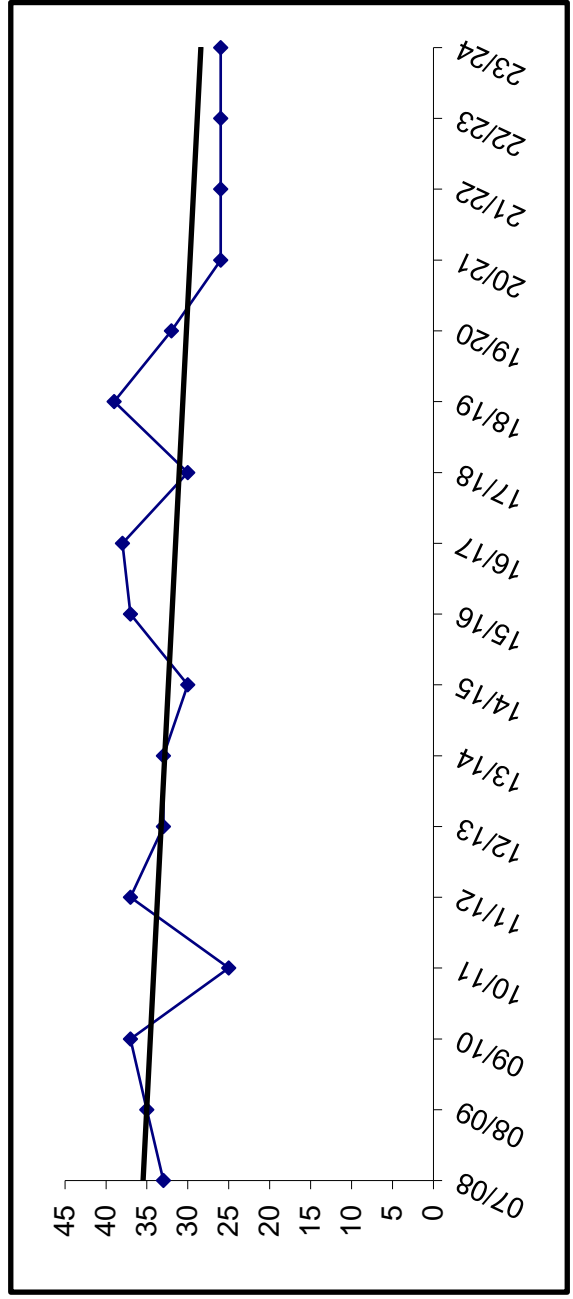
Fireweed Academy is currently housed at West Homer Elementary.

Enrollment for FY09 and beyond is subject to board review and approval.

Homer Flex

YEAR	PRE-K	K	1	2	3	4	5	6	7	8	9	10	11	12	TOTAL	# Change	% Change
07/08											3	11	10	9	33		
08/09											5	13	8	9	35	2	6.1%
09/10											5	10	12	10	37	2	5.7%
10/11											6	2	10	7	25	-12	-32.4%
11/12											1	8	10	18	37	12	48.0%
12/13											5	10	9	9	33	-4	-10.8%
13/14											0	4	16	13	33	0	0.0%
14/15											4	5	6	15	30	-3	-9.1%
15/16											4	8	12	13	37	7	23.3%
16/17											6	6	9	17	38	1	2.7%
17/18											4	5	7	14	30	-8	-21.1%
18/19											2	7	15	15	39	9	30.0%
19/20											2	5	10	15	32	-7	-17.9%
20/21											2	2	7	15	26	-6	-18.8%
21/22											2	2	7	15	26	0	0.0%
22/23											2	2	7	15	26	0	0.0%
23/24											2	2	7	15	26	0	0.0%

Actual
Projected



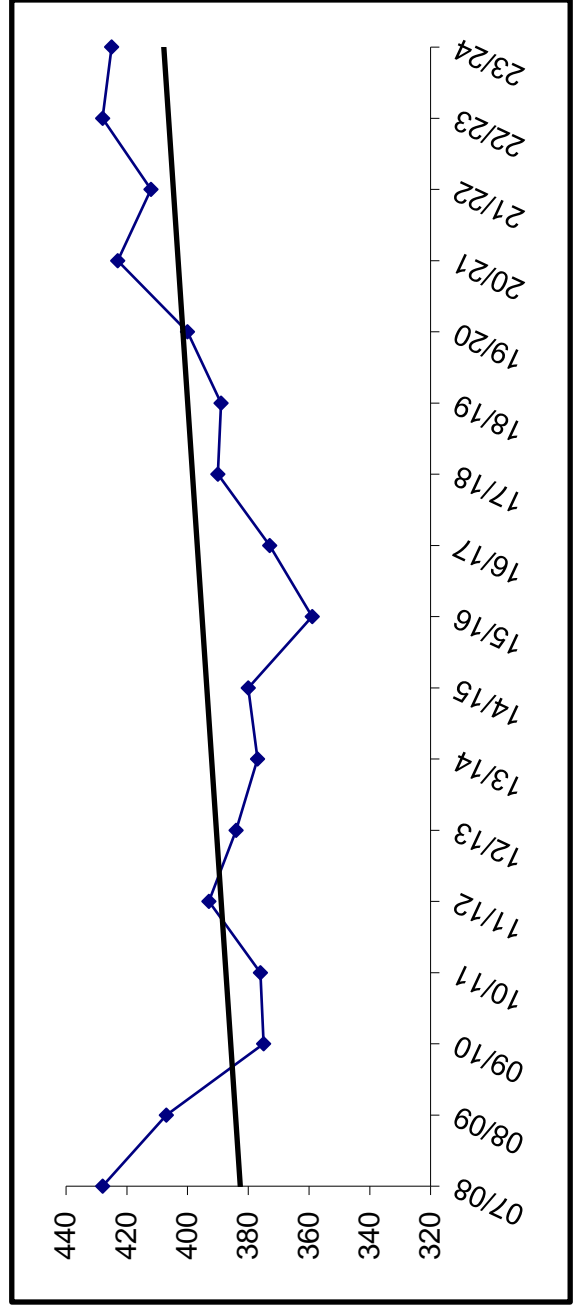
For staffing purposes, board policy has established 50 students as the anticipated enrollment.

Homer High

YEAR	PRE-K	K	1	2	3	4	5	6	7	8	9	10	11	12	TOTAL	# Change	% Change
07/08											118	106	103	101	428		
08/09										119	98	93	97	407	-21	-4.9%	
09/10										103	109	81	82	375	-32	-7.9%	
10/11										96	94	102	84	376	1	0.3%	
11/12										113	95	81	104	393	17	4.5%	
12/13										100	115	91	78	384	-9	-2.3%	
13/14										99	97	98	83	377	-7	-1.8%	
14/15										101	90	89	100	380	3	0.8%	
15/16										114	91	72	82	359	-21	-5.5%	
16/17										103	108	91	71	373	14	3.9%	
17/18										107	99	102	82	390	17	4.6%	
18/19										102	105	89	93	389	-1	-0.3%	
19/20										108	101	104	87	400	11	2.8%	
20/21										110	108	101	104	423	23	5.8%	
21/22										93	110	108	101	412	-11	-2.6%	
22/23										117	93	110	108	428	16	3.9%	
23/24										105	117	93	110	425	-3	-0.7%	

Actual

Projected




Building Capacity	600	
# enrolled and % of capacity		
Actual	Projected	
FY19	FY20	FY21
389	400	423
65%	67%	71%

Homer Middle

YEAR	PRE-K	K	1	2	3	4	5	6	7	8	9	10	11	12	TOTAL	# Change	% Change
07/08									91	106					197		
08/09								88	95						183	-14	-7.1%
09/10							112	90							202	19	10.4%
10/11							99	116							215	13	6.4%
11/12							96	94							190	-25	-11.6%
12/13							89	93							182	-8	-4.2%
13/14							90	96							186	4	2.2%
14/15							95	99							194	8	4.3%
15/16							97	90							187	-7	-3.6%
16/17							87	100							187	0	0.0%
17/18							92	94							186	-1	-0.5%
18/19							97	97							194	8	4.3%
19/20							84	98							182	-12	-6.2%
20/21							101	84							185	3	1.6%
21/22							94	101							195	10	5.4%
22/23							90	94							184	-11	-5.6%
23/24							92	90							182	-2	-1.1%

Actual
Projected

Enrollment projections for FY09 and beyond may be affected by charter school enrollment changes.

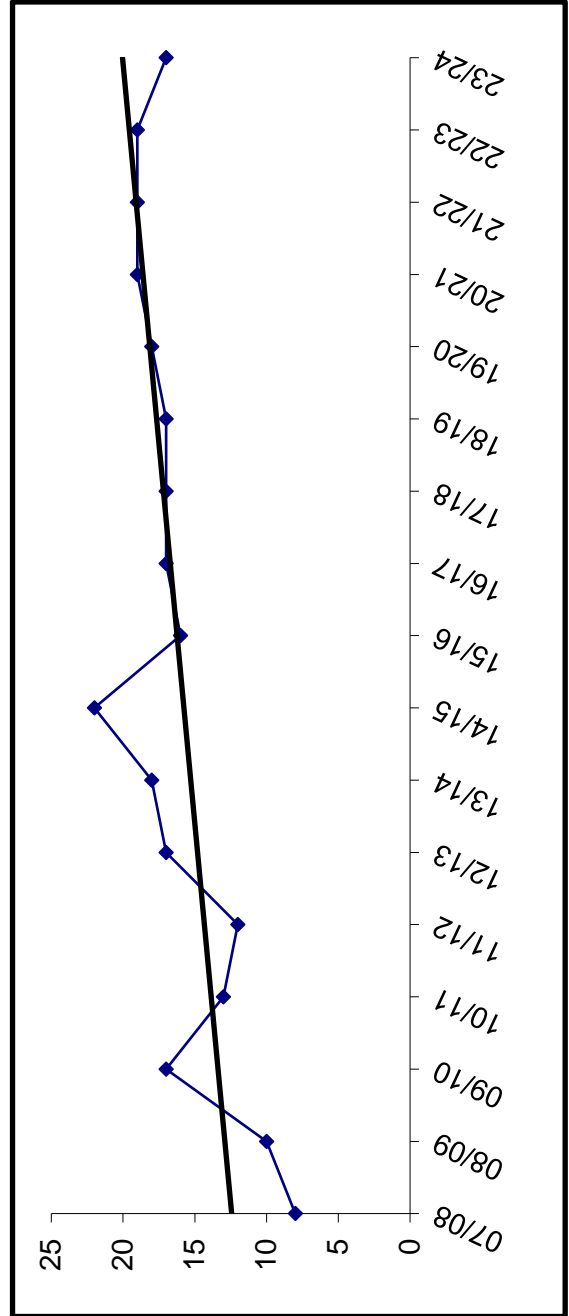


Building Capacity	360
# enrolled and % of capacity	
Actual FY19	194
Projected FY20	182
Projected FY21	185
	54%
	51%
	51%

Hope

YEAR	PRE-K	K	1	2	3	4	5	6	7	8	9	10	11	12	TOTAL	# Change	% Change
07/08		0	0	0	0	0	1	1	0	0	1	3	1	1	8		
08/09		0	0	0	1	1	1	1	0	2	1	1	2	1	10	2	25.0%
09/10		2	0	0	1	0	2	0	2	2	3	0	3	2	17	7	70.0%
10/11		0	3	0	2	0	0	1	0	1	1	2	0	3	13	-4	-23.5%
11/12		1	1	2	0	1	1	0	1	0	1	2	2	0	12	-1	-7.7%
12/13		2	1	1	2	1	1	1	0	1	1	1	3	2	17	5	41.7%
13/14	1	1	3	2	1	2	1	1	1	0	1	1	1	2	18	1	5.9%
14/15		2	1	3	2	3	3	2	1	2	1	1	0	1	22	4	22.2%
15/16		0	1	1	3	2	2	3	1	1	1	0	1	0	16	-6	-27.3%
16/17		2	1	1	1	2	3	1	2	0	1	2	0	1	17	1	6.3%
17/18		3	2	0	1	1	2	2	2	2	0	1	1	0	17	0	0.0%
18/19		1	3	1	1	1	1	2	1	3	1	0	2	1	17	0	0.0%
19/20		3	1	3	1	0	1	1	2	1	3	1	0	1	18	1	5.9%
20/21		2	3	1	3	1	0	1	1	2	1	3	1	0	19	1	5.6%
21/22		2	2	1	1	3	1	0	1	1	2	1	3	1	19	0	0.0%
22/23		2	2	1	1	1	3	1	0	1	1	2	1	3	19	0	0.0%
23/24		2	2	1	1	1	1	3	1	0	1	1	2	1	17	-2	-10.5%

Actual
Projected

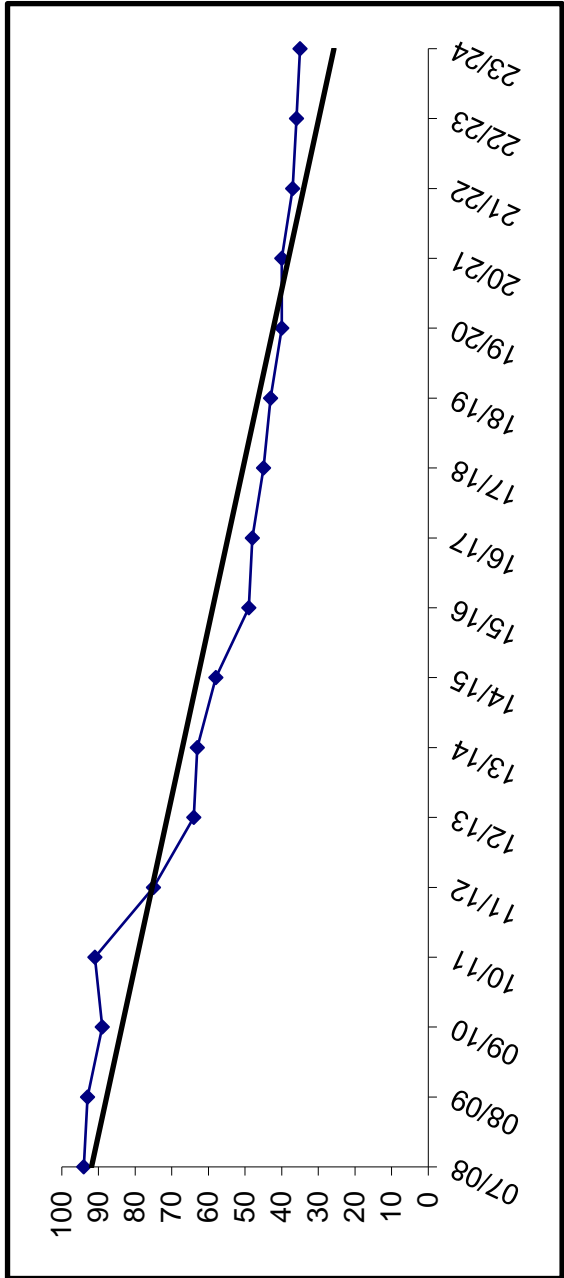


Building Capacity 100
enrolled and % of capacity

Actual	Projected	FY20	FY21
17	18	18	19
17%	18%	18%	19%

Kachemak Selo

YEAR	PRE-K	K	1	2	3	4	5	6	7	8	9	10	11	12	TOTAL	# Change	% Change
07/08	8	7	10	8	7	6	10	6	4	8	4	7	6	3	94		
08/09	10	9	5	10	8	6	6	9	6	2	8	3	5	6	93	-1	-1.1%
09/10	7	10	9	5	8	9	5	7	8	5	3	6	2	5	89	-4	-4.3%
10/11	6	7	10	9	4	9	8	5	7	8	6	3	7	2	91	2	2.2%
11/12	4	4	6	7	9	3	9	7	4	5	8	4	2	7	75	-16	-17.6%
12/13	2	4	4	6	6	9	3	7	6	4	3	7	5	2	64	-11	-14.7%
13/14	4	4	2	4	6	6	8	4	7	6	4	3	6	3	63	-1	-1.6%
14/15	2	4	4	2	4	6	6	7	3	7	6	3	3	5	58	-5	-7.9%
15/16	1	1	4	4	2	3	6	5	7	3	6	5	3	3	49	-9	-15.5%
16/17	3	3	1	0	5	2	3	6	5	7	3	6	5	2	48	-1	-2.0%
17/18	3	3	4	3	1	0	5	3	5	5	6	3	5	5	45	-3	-6.3%
18/19	3	4	3	4	2	0	5	1	3	4	4	7	3	4	43	-2	-4.4%
19/20	3	3	3	4	3	2	0	4	1	3	4	4	6	3	40	-3	-7.0%
20/21	3	3	3	3	4	3	2	0	4	1	3	4	4	6	40	0	0.0%
21/22	3	3	3	3	3	4	3	2	0	4	1	3	4	4	37	-3	-7.5%
22/23	3	3	3	3	3	3	4	3	2	0	4	1	3	4	36	-1	-2.7%
23/24	3	3	3	3	3	3	3	4	3	2	0	4	1	3	35	-1	-2.8%

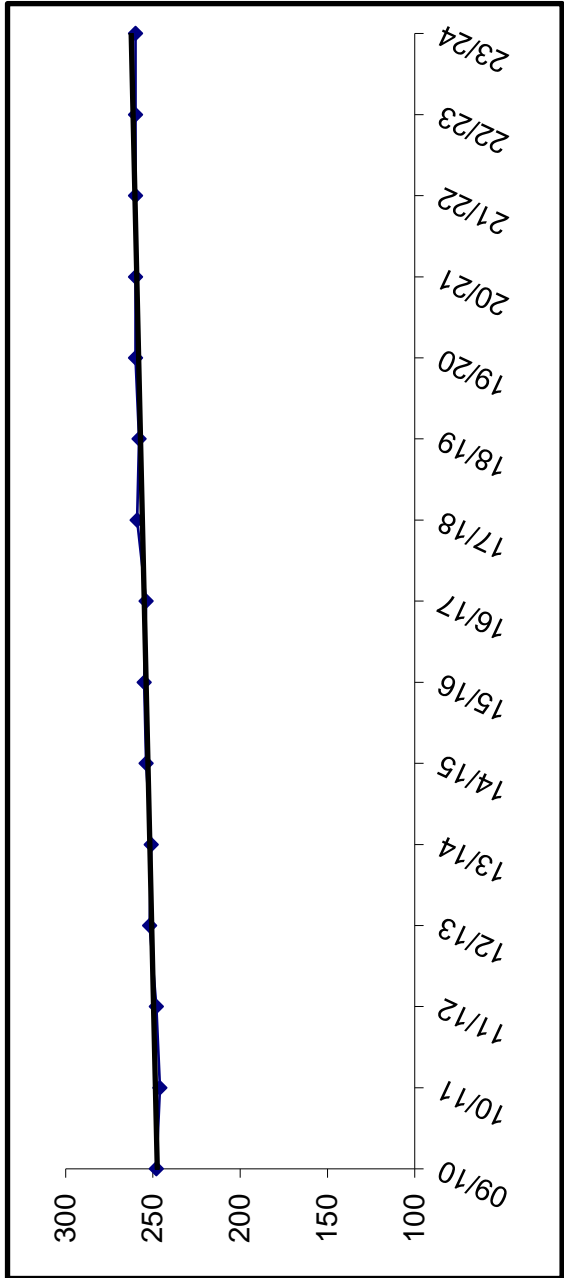


Building Capacity	100
# enrolled and % of capacity	
Actual FY19	43
Projected FY20	40
Projected FY21	40
	43%
	40%
	40%

Kaleidoscope Charter

YEAR	PRE-K	K	1	2	3	4	5	6	7	8	9	10	11	12	TOTAL	# Change	% Change
07/08		36	32	33	46	29	20								196		
08/09		36	36	36	36	45	30	14							233	37	18.9%
09/10		36	36	36	36	36	44	24							248	15	6.4%
10/11		36	38	34	36	36	36	30							246	-2	-0.8%
11/12		36	37	35	36	37	43	24							248	2	0.8%
12/13		36	36	36	36	36	40	32							252	4	1.6%
13/14		36	36	37	36	36	38	32							251	-1	-0.4%
14/15		38	39	41	38	44	42	12							254	3	1.2%
15/16		35	44	44	44	44	44	44							255	1	0.4%
16/17		35	44	44	44	44	43								254	-1	-0.4%
17/18		40	43	42	45	46	43								259	5	2.0%
18/19		40	43	44	42	44	45								258	-1	-0.4%
19/20		40	44	44	43	44	45								260	2	0.8%
20/21		40	44	44	43	44	45								260	0	0.0%
21/22		40	44	44	43	44	45								260	0	0.0%
22/23		40	44	44	43	44	45								260	0	0.0%
23/24		40	44	44	43	44	45								260	0	0.0%

Actual
Projected



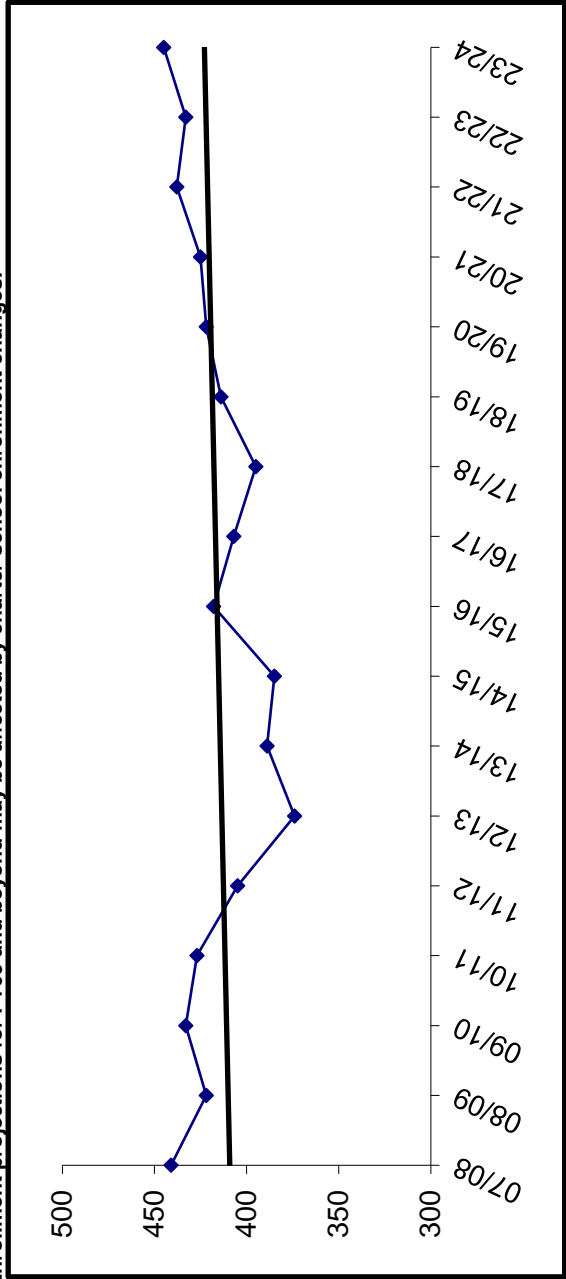
Charter schools in the district are housed according to the terms of their contract. The Board may allow them to use available space in existing facilities.

Enrollment for FY09 and beyond is subject to board review and approval.

K-Beach

YEAR	PRE-K	K	1	2	3	4	5	6	7	8	9	10	11	12	TOTAL	# Change	% Change
07/08		62	62	59	59	65	69	65							441		
08/09		51	62	61	60	65	64	59							422	-19	-4.3%
09/10		61	56	63	62	62	71	58							433	11	2.6%
10/11		60	61	54	59	67	68	58							427	-6	-1.4%
11/12	3	50	55	60	51	60	67	59							405	-22	-5.2%
12/13	3	49	58	46	64	49	59	46							374	-31	-7.7%
13/14	5	59	49	62	53	63	48	50							389	15	4.0%
14/15	4	57	63	51	56	53	63	38							385	-4	-1.0%
15/16	4	73	53	66	55	57	57	53							418	33	8.6%
16/17	5	67	72	48	58	51	55	51							407	-11	-2.6%
17/18	7	55	56	66	44	58	53	56							395	-12	-2.9%
18/19	4	69	62	52	68	51	59	49							414	19	4.8%
19/20		62	69	62	51	68	51	59							422	8	1.9%
20/21		62	62	69	62	51	68	51							425	3	0.7%
21/22		64	62	62	69	62	51	68							438	13	3.1%
22/23		63	64	62	62	69	62	51							433	-5	-1.1%
23/24		63	63	64	62	62	69	62							445	12	2.8%

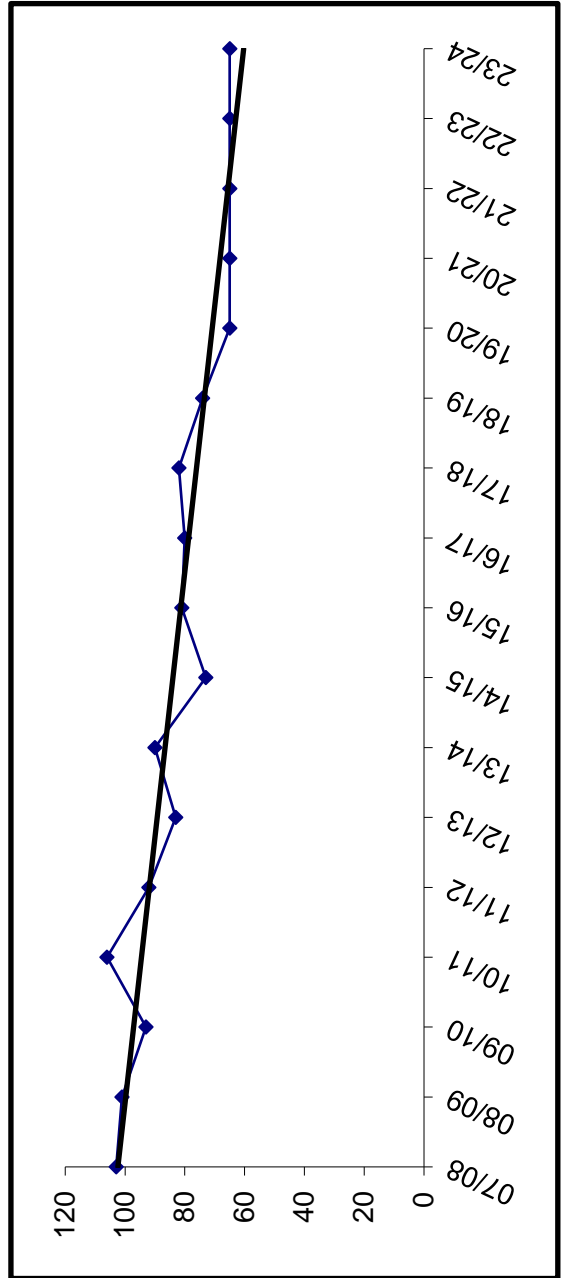
Enrollment projections for FY09 and beyond may be affected by charter school enrollment changes.



Building Capacity	400
# enrolled and % of capacity	
Actual FY19	414
Projected FY20	422
Projected FY21	425
104%	106%
106%	106%

Kenai Alternative

YEAR	PRE-K	K	1	2	3	4	5	6	7	8	9	10	11	12	TOTAL	# Change	% Change
07/08											21	38	25	19	103		
08/09	13									9	9	13	26	40	101	-2	-1.9%
09/10	14									15	15	14	19	31	93	-8	-7.9%
10/11	19									0	0	3	37	47	106	13	14.0%
11/12	17									0	0	4	23	48	92	-14	-13.2%
12/13	9									0	0	2	28	44	83	-9	-9.8%
13/14	12									0	0	5	16	57	90	7	8.4%
14/15	11									0	0	1	16	45	73	-17	-18.9%
15/16	10									0	0	1	25	45	81	8	11.0%
16/17	11									0	0	4	12	53	80	-1	-1.2%
17/18	17									1	1	4	17	43	82	2	2.5%
18/19	14									1	1	3	11	45	74	-8	-9.8%
19/20										1	1	4	18	42	65	-9	-12.2%
20/21										1	1	4	18	42	65	0	0.0%
21/22										1	1	4	18	42	65	0	0.0%
22/23										1	1	4	18	42	65	0	0.0%
23/24										1	1	4	18	42	65	0	0.0%

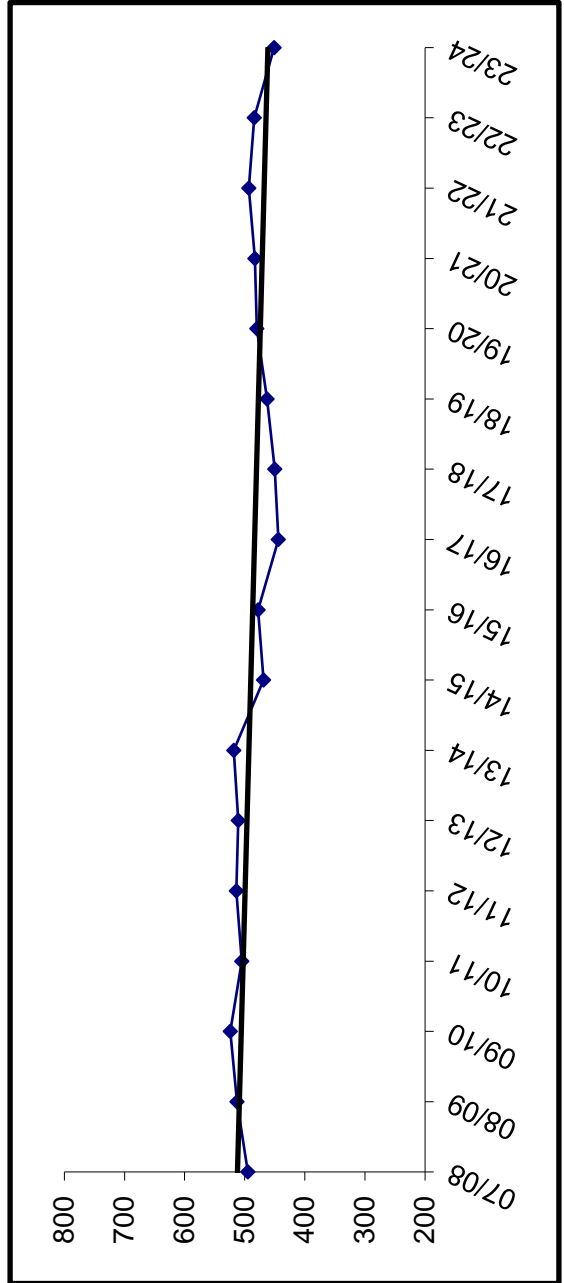


For staffing purposes, board policy has established 85 students as the anticipated enrollment.

Kenai Central

YEAR	PRE-K	K	1	2	3	4	5	6	7	8	9	10	11	12	TOTAL	# Change	% Change
07/08											142	127	128	98	495		
08/09											149	128	119	117	513	18	3.6%
09/10											155	148	116	105	524	11	2.1%
10/11											147	132	135	91	505	-19	-3.6%
11/12											135	138	125	116	514	9	1.8%
12/13											143	131	126	111	511	-3	-0.6%
13/14											145	133	126	114	518	7	1.4%
14/15											119	138	107	105	469	-49	-9.5%
15/16											133	121	125	99	478	9	1.9%
16/17											110	123	104	107	444	-34	-7.1%
17/18											142	109	118	81	450	6	1.4%
18/19											127	127	104	105	463	13	2.9%
19/20											123	127	127	103	480	17	3.7%
20/21											106	123	127	127	483	3	0.6%
21/22											137	106	123	127	493	10	2.1%
22/23											118	137	106	123	484	-9	-1.8%
23/24											90	118	137	106	451	-33	-6.8%

Actual
Projected

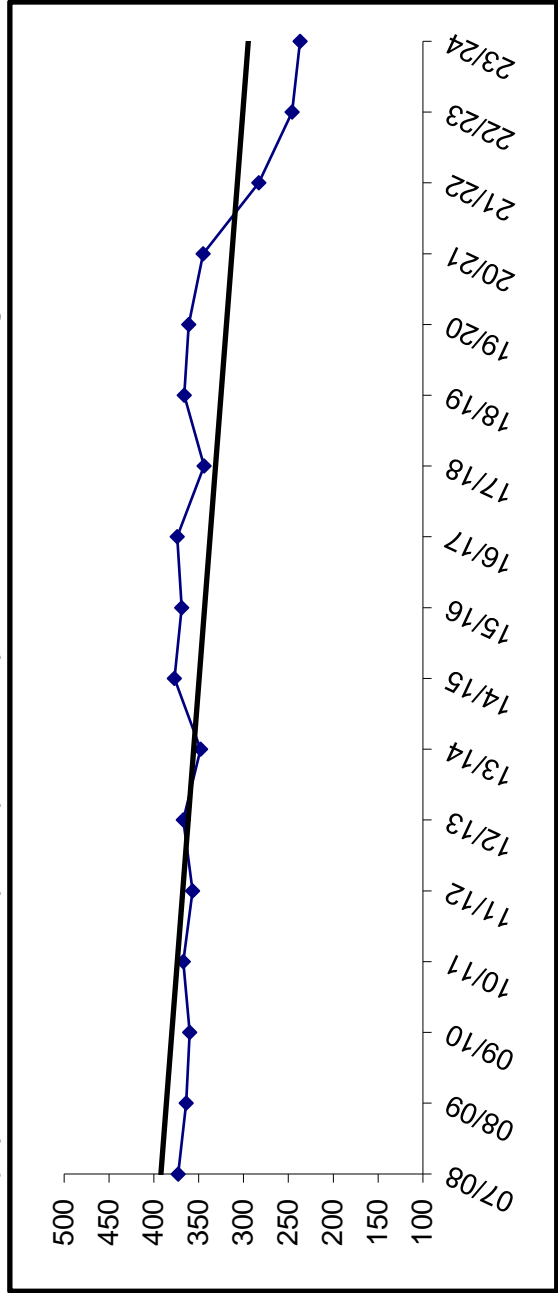


Building Capacity	800
# enrolled and % of capacity	
Actual FY19	463
Projected FY20	480
Projected FY21	483
	58%
	60%
	60%

Kenai Middle

YEAR	PRE-K	K	1	2	3	4	5	6	7	8	9	10	11	12	TOTAL	# Change	% Change
07/08								96	139	138					373		
08/09								97	130	137					364	-9	-2.4%
09/10								96	127	137					360	-4	-1.1%
10/11								103	134	130					367	7	1.9%
11/12								93	141	123					357	-10	-2.7%
12/13								113	109	145					367	10	2.8%
13/14								91	140	117					348	-19	-5.2%
14/15								115	124	138					377	29	8.3%
15/16								113	129	127					369	-8	-2.1%
16/17								126	119	129					374	5	1.4%
17/18								106	123	115					344	-30	-8.0%
18/19								137	106	123					366	22	6.4%
19/20								118	137	106					361	-5	-1.4%
20/21								90	118	137					345	-16	-4.4%
21/22								75	90	118					283	-62	-18.0%
22/23								81	75	90					246	-37	-13.1%
23/24								81	81	75					237	-9	-3.7%

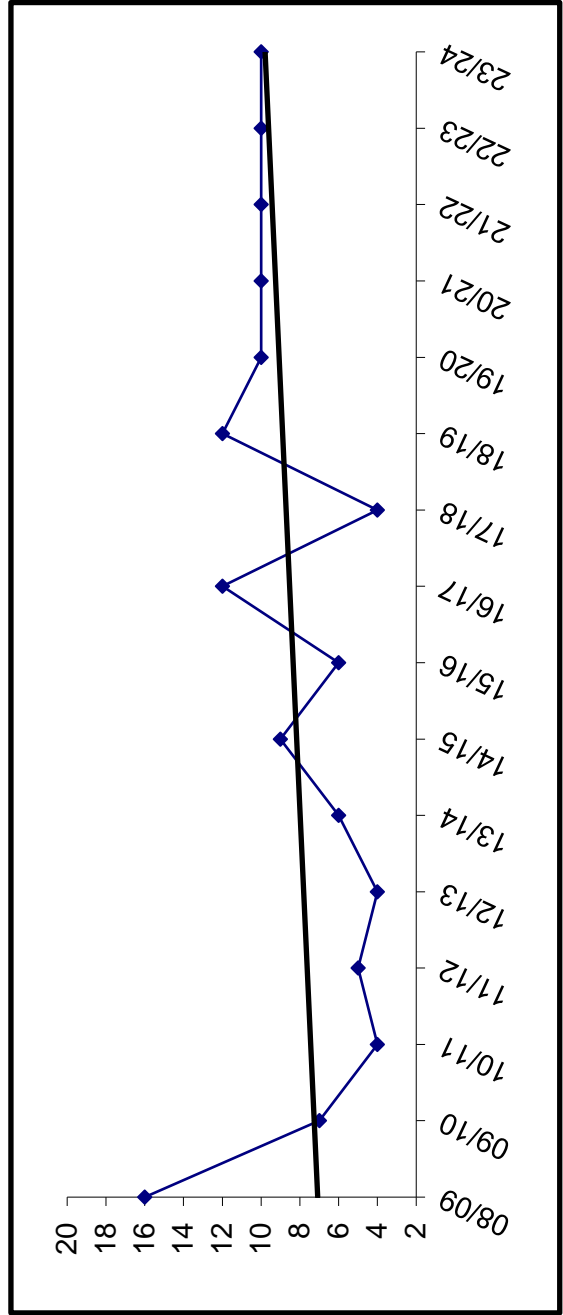
Enrollment projections for FY09 and beyond may be affected by charter school enrollment changes.



Building Capacity	500
# enrolled and % of capacity	
Actual FY19	366
Projected FY20	361
Projected FY21	345
	73%
	72%
	69%

Marathon

YEAR	PRE-K	K	1	2	3	4	5	6	7	8	9	10	11	12	TOTAL	# Change	% Change
07/08									0	1	4	4	1	1	11		
08/09								0	0	3	5	4	2	2	16	5	45.5%
09/10								0	0	1	1	4	1	0	7	-9	-56.3%
10/11								0	0	0	0	0	3	1	4	-3	-42.9%
11/12								0	0	0	2	0	1	2	5	1	25.0%
12/13								0	0	0	1	1	1	1	4	-1	-20.0%
13/14								0	0	0	1	2	1	2	6	2	50.0%
14/15								0	0	0	1	0	6	2	9	3	50.0%
15/16								0	0	1	1	3	1	0	6	-3	-33.3%
16/17								1	1	1	0	4	0	6	12	6	100.0%
17/18								0	0	1	0	1	2	0	4	-8	-66.7%
18/19								0	0	3	1	2	3	3	12	8	200.0%
19/20								0	0	1	1	2	3	3	10	-2	-16.7%
20/21								0	0	1	1	2	3	3	10	0	0.0%
21/22								0	0	1	1	2	3	3	10	0	0.0%
22/23								0	0	1	1	2	3	3	10	0	0.0%
23/24								0	0	1	1	2	3	3	10	0	0.0%

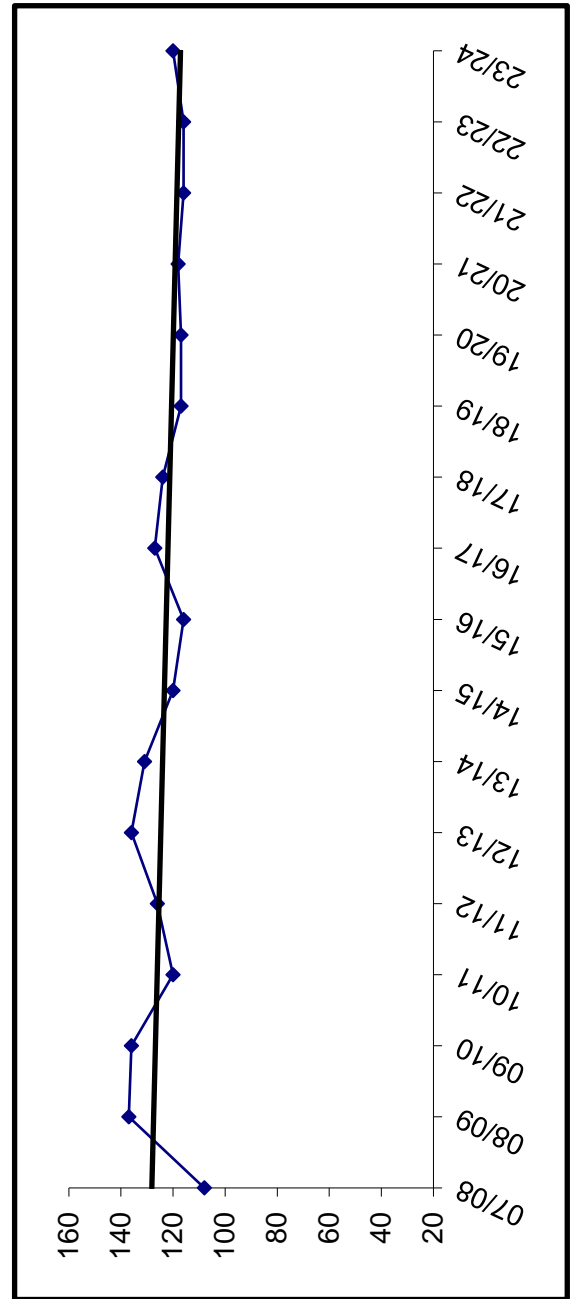


Capacity is ten beds.

McNeil Canyon

YEAR	PRE-K	K	1	2	3	4	5	6	7	8	9	10	11	12	TOTAL	# Change	% Change
07/08		14	16	18	12	17	19	12							108		
08/09		23	16	19	20	13	25	21							137	29	26.9%
09/10		18	23	23	20	18	13	21							136	-1	-0.7%
10/11		10	20	25	16	18	17	14							120	-16	-11.8%
11/12		18	11	19	24	16	19	19							126	6	5.0%
12/13		21	19	13	25	24	12	22							136	10	7.9%
13/14		13	18	21	14	26	25	14							131	-5	-3.7%
14/15		11	12	16	20	13	22	26							120	-11	-8.4%
15/16		13	14	11	19	21	16	22							116	-4	-3.3%
16/17	1	15	20	14	16	18	28	15							127	11	9.5%
17/18	1	17	15	16	16	16	21	22							124	-3	-2.4%
18/19		18	17	13	17	19	16	17							117	-7	-5.6%
19/20		17	18	17	13	17	19	16							117	0	0.0%
20/21		17	17	18	17	13	17	19							118	1	0.9%
21/22		17	17	17	18	17	13	17							116	-2	-1.7%
22/23		17	17	17	17	18	17	13							116	0	0.0%
23/24		17	17	17	17	17	18	17							120	4	3.4%

Actual
Projected

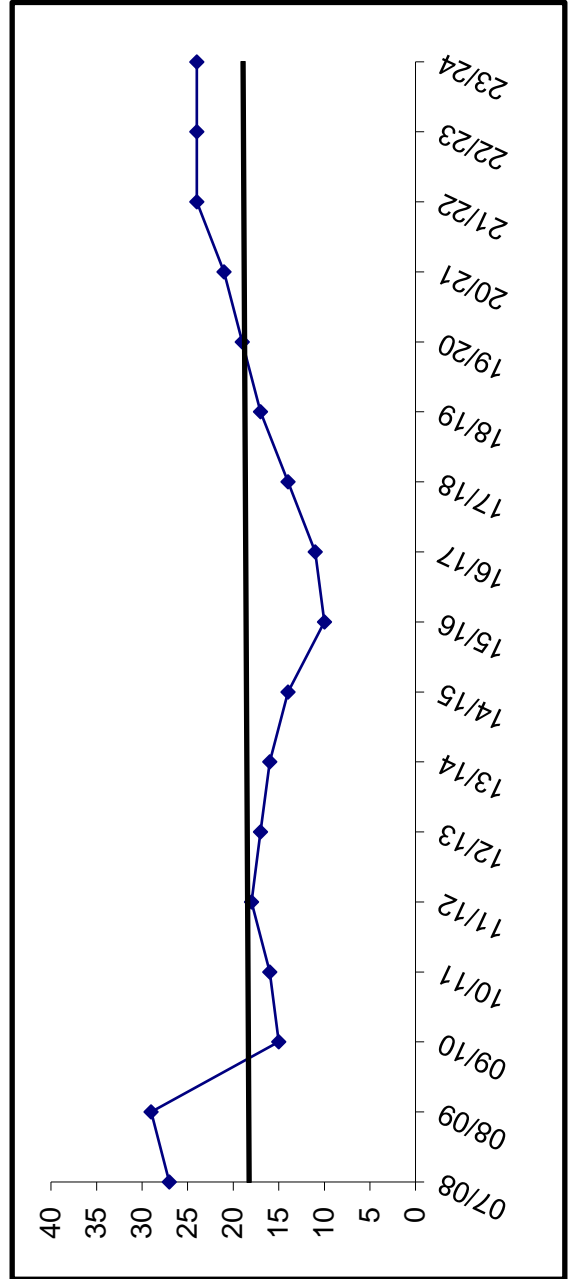


Building Capacity	260
# enrolled and % of capacity	
Actual FY19	117
Projected FY20	117
Projected FY21	118
	45%
	45%

Moose Pass

YEAR	PRE-K	K	1	2	3	4	5	6	7	8	9	10	11	12	TOTAL	# Change	% Change
07/08		2	1	6	1	4	5	5	3	0					27		
08/09		4	3	2	7	2	5	4	1	1					29	2	7.4%
09/10		3	3	1	1	4	1	2	0	0					15	-14	-48.3%
10/11		2	3	2	2	2	3	2	0	0					16	1	6.7%
11/12		3	1	2	2	3	1	4	2	0					18	2	12.5%
12/13		3	4	3	1	2	3	1	0	0					17	-1	-5.6%
13/14		2	2	3	3	1	2	3	0	0					16	-1	-5.9%
14/15		4	2	0	3	2	1	1	0	1					14	-2	-12.5%
15/16		2	2	2	0	2	2	0	0	0					10	-4	-28.6%
16/17		0	2	3	2	1	3	0	0	0					11	1	10.0%
17/18		3	0	3	3	2	1	2	0	0					14	3	27.3%
18/19		4	3	1	2	3	3	0	1	0					17	3	21.4%
19/20		2	4	3	1	2	3	3	0	1					19	2	11.8%
20/21		3	2	4	3	1	2	3	3	0					21	2	10.5%
21/22		3	3	2	4	3	1	2	3	3					24	3	14.3%
22/23		3	3	3	2	4	3	1	2	3					24	0	0.0%
23/24		3	3	3	3	2	4	3	1	2					24	0	0.0%

Actual
Projected

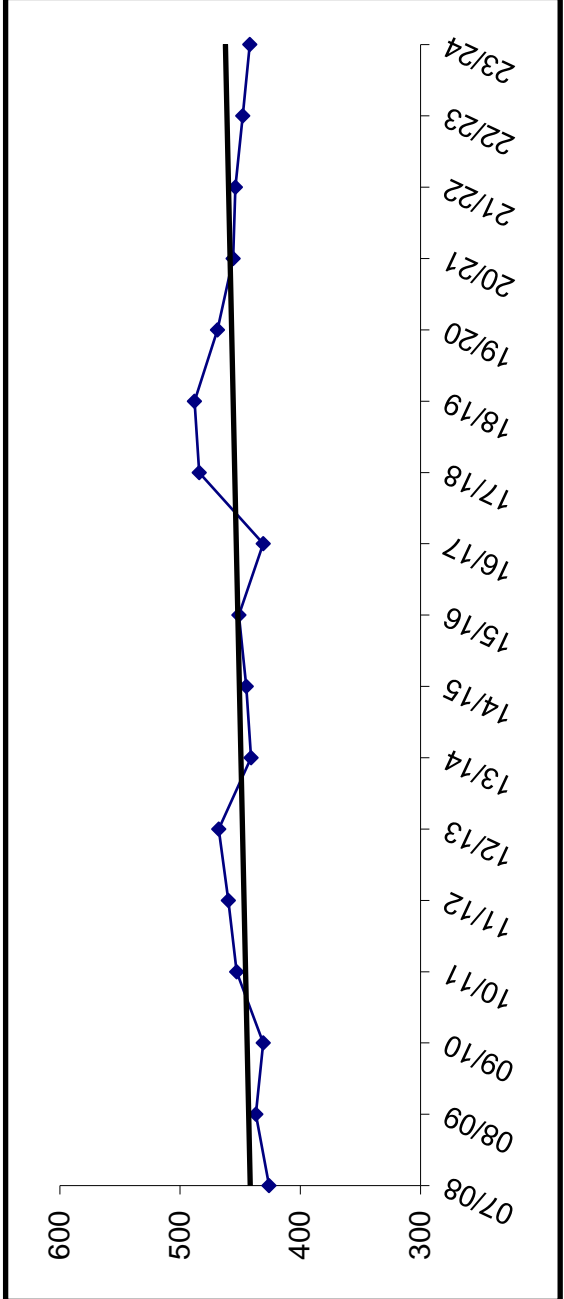


Building Capacity	50
# enrolled and % of capacity	
Actual FY19	17
Projected FY20	19
Projected FY21	21
	34%
	38%
	42%

Mountain View

YEAR	PRE-K	K	1	2	3	4	5	6	7	8	9	10	11	12	TOTAL	# Change	% Change
07/08	3	70	77	58	74	64	80								426		
08/09		78	72	78	70	66	73								437	11	2.6%
09/10		73	73	71	82	61	70	1							431	-6	-1.4%
10/11	19	81	66	79	69	78	61								453	22	5.1%
11/12	25	63	83	65	78	74	72								460	7	1.5%
12/13	23	83	63	73	69	85	72								468	8	1.7%
13/14	22	85	75	57	72	59	71								441	-27	-5.8%
14/15	21	69	84	70	59	72	70								445	4	0.9%
15/16	24	90	72	69	74	51	71								451	6	1.3%
16/17	21	74	72	74	60	77	53								431	-20	-4.4%
17/18	23	89	81	70	76	68	77								484	53	12.3%
18/19	20	66	81	81	76	91	73								488	4	0.8%
19/20		76	66	81	81	75	90								469	-19	-3.9%
20/21		77	76	66	81	81	75								456	-13	-2.8%
21/22		73	77	76	66	81	81								454	-2	-0.4%
22/23		75	73	77	76	66	81								448	-6	-1.3%
23/24		75	75	73	77	76	66								442	-6	-1.3%

Enrollment projections for FY09 and beyond may be affected by charter school enrollment changes.

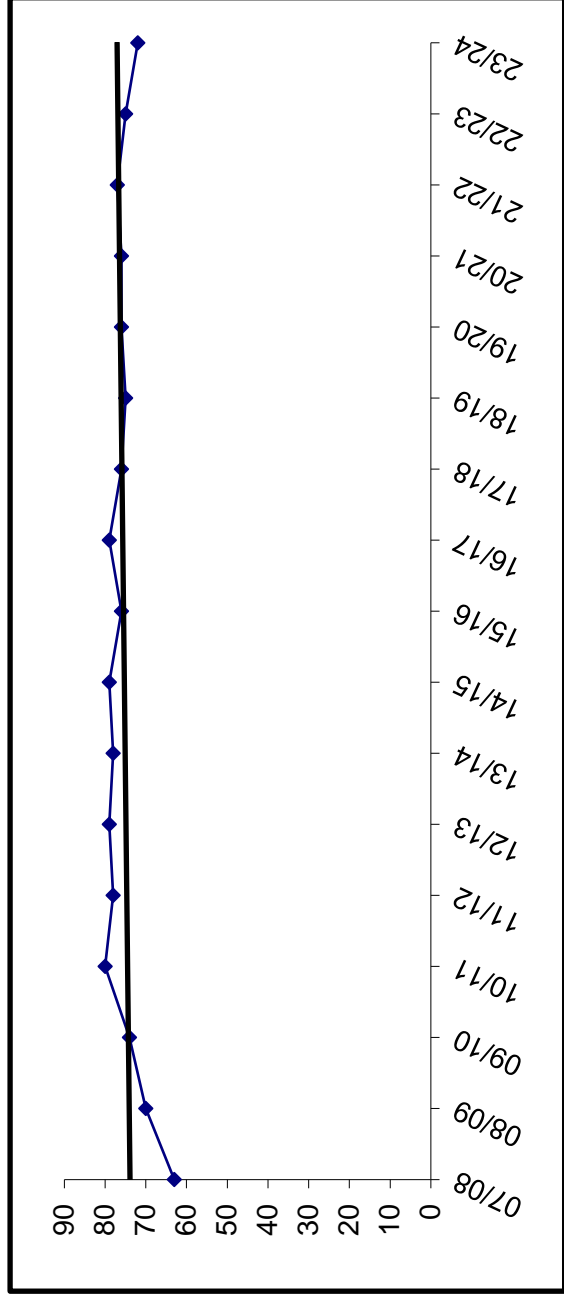


Building Capacity	430
# enrolled and % of capacity	
Actual FY19	488
Projected FY20	469
Projected FY21	456
	113%
	109%
	106%

Nanwalek

YEAR	PRE-K	K	1	2	3	4	5	6	7	8	9	10	11	12	TOTAL	# Change	% Change
07/08	1	6	4	6	3	3	7	6	3	4	12	5	3	0	63		
08/09	3	5	7	5	6	3	3	7	5	3	7	9	4	3	70	7	11.1%
09/10		8	6	6	5	5	3	4	7	6	5	6	10	3	74	4	5.7%
10/11	1	10	9	6	5	5	5	3	4	7	7	3	2	13	80	6	8.1%
11/12	0	10	10	8	5	7	6	5	3	4	6	8	3	3	78	-2	-2.5%
12/13		4	10	10	11	5	8	3	5	4	5	5	6	3	79	1	1.3%
13/14		5	4	11	11	4	4	7	3	5	4	3	3	7	78	-1	-1.3%
14/15		6	4	7	11	10	8	6	7	4	4	4	4	4	79	1	1.3%
15/16		5	6	4	6	9	11	8	5	7	4	5	3	3	76	-3	-3.8%
16/17		6	5	6	4	7	9	12	8	6	4	5	4	3	79	3	3.9%
17/18		6	6	4	6	4	7	9	11	7	5	5	4	2	76	-3	-3.8%
18/19		8	7	6	4	5	3	5	8	8	7	5	6	3	75	-1	-1.3%
19/20		3	8	7	6	4	5	3	5	8	9	7	5	6	76	1	1.3%
20/21		6	3	8	7	6	4	5	3	5	8	9	7	5	76	0	0.0%
21/22		6	6	3	8	7	6	4	5	3	5	8	9	7	77	1	1.3%
22/23		5	6	6	3	8	7	6	4	5	3	5	8	9	75	-2	-2.6%
23/24		6	5	6	6	3	8	7	6	4	5	3	5	8	72	-3	-4.0%

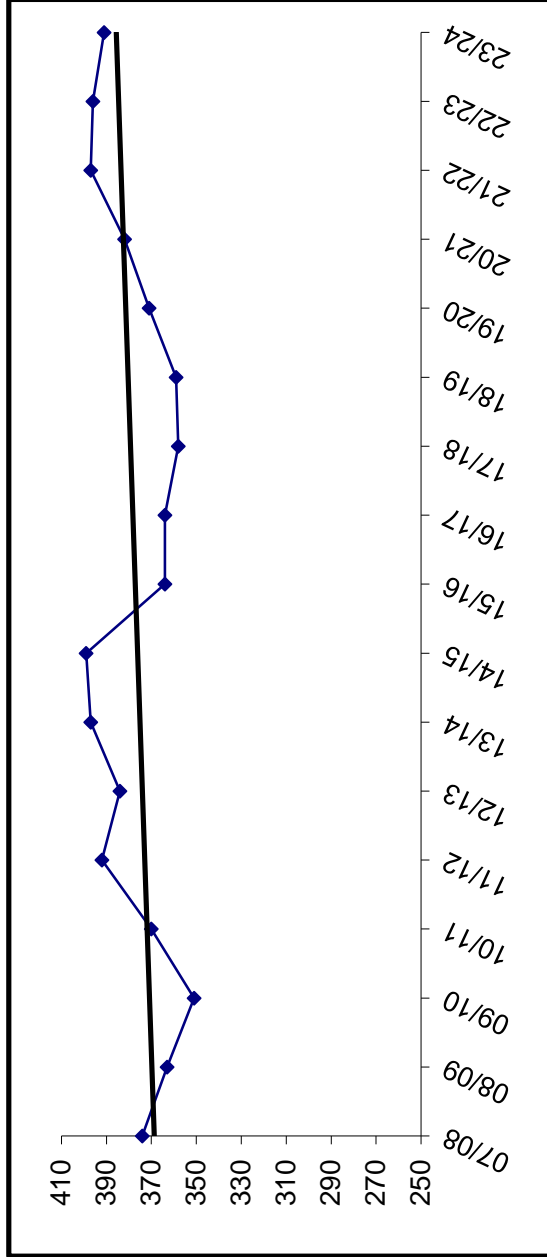
Actual
Projected



Building Capacity	60
# enrolled and % of capacity	
Actual FY19	75
Projected FY20	76
Projected FY21	76
	125%
	127%
	127%

Nikiski Middle - Senior High

YEAR	PRE-K	K	1	2	3	4	5	6	7	8	9	10	11	12	TOTAL	# Change	% Change
07/08									73	66	76	48	60	51	374		
08/09								47	74	73	83	83	38	48	363	-11	-2.9%
09/10								63	49	86	63	63	57	33	351	-12	-3.3%
10/11								60	67	47	78	78	54	64	370	19	5.4%
11/12	*						39	60	67	61	49	49	65	51	392	22	5.9%
12/13							60	42	61	64	60	60	41	56	384	-8	-2.0%
13/14							54	66	51	65	60	60	59	42	397	13	3.4%
14/15							57	54	61	50	66	66	56	55	399	2	0.5%
15/16							49	52	48	62	48	48	55	50	364	-35	-8.8%
16/17							46	55	54	56	56	59	43	51	364	0	0.0%
17/18							64	44	56	51	50	50	50	43	358	-6	-1.6%
18/19							55	63	47	55	47	47	51	41	359	1	0.3%
19/20							54	55	63	47	55	55	47	50	371	12	3.3%
20/21							61	54	55	63	47	47	55	47	382	11	3.0%
21/22							62	61	54	55	63	63	47	55	397	15	3.9%
22/23							54	62	61	54	55	55	63	47	396	-1	-0.3%
23/24							42	54	62	61	61	54	55	63	391	-5	-1.3%



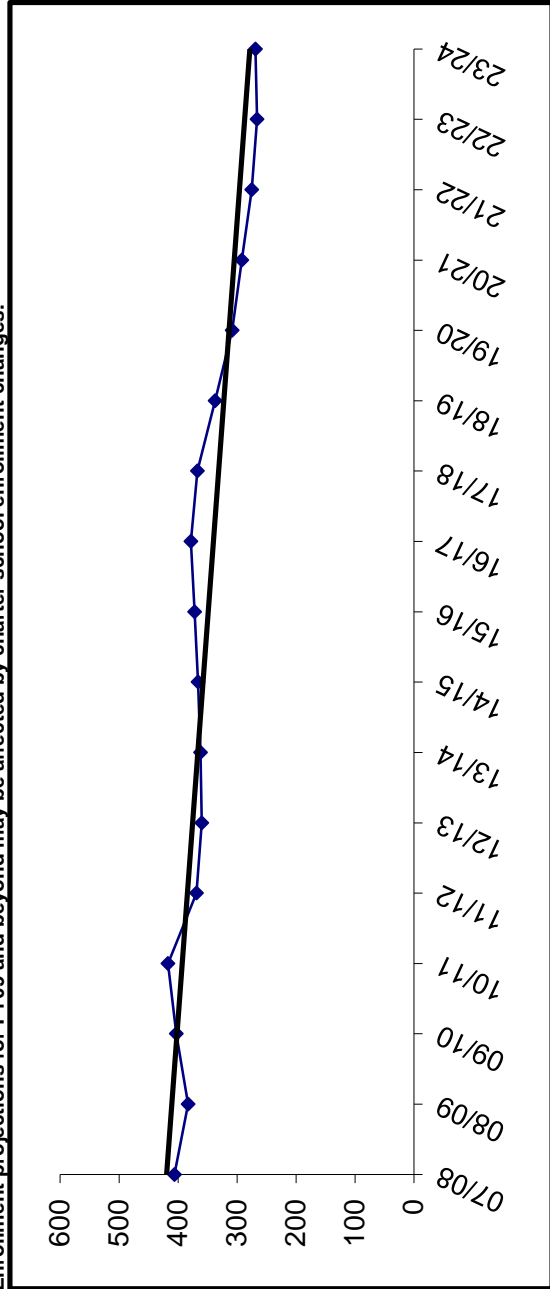
Building Capacity	600
# enrolled and % of capacity	
Actual FY19	359
Projected FY20	371
Projected FY21	382
	60%
	62%
	64%

* Beginning in FY12, Grade Six will be relocated from Nikiski North Star

Nikiski North Star

YEAR	PRE-K	K	1	2	3	4	5	6	7	8	9	10	11	12	TOTAL	# Change	% Change
07/08	29	46	60	42	59	54	68	48							406		
08/09	29	48	45	55	38	59	51	58							383	-23	-5.7%
09/10	28	47	59	51	60	44	60	54							403	20	5.2%
10/11	30	53	52	58	56	57	49	62							417	14	3.5%
11/12	*	23	63	54	58	55	62								369	-48	-11.5%
12/13	23	60	56	56	55	54	56								360	-9	-2.4%
13/14	21	54	61	58	54	53	61								362	2	0.6%
14/15	21	69	58	60	57	52	49								366	4	1.1%
15/16	23	59	71	56	55	58	50								372	6	1.6%
16/17	19	62	63	70	55	52	57								378	6	1.6%
17/18	20	47	54	60	67	58	61								367	-11	-2.9%
18/19	22	44	41	53	63	60	54								337	-30	-8.2%
19/20		45	44	42	54	62	61								308	-29	-8.6%
20/21		45	45	44	42	54	62								292	-16	-5.2%
21/22		45	45	45	44	42	54								275	-17	-5.8%
22/23		45	45	45	45	44	42								266	-9	-3.3%
23/24		45	45	45	45	45	44								269	3	1.1%

Enrollment projections for FY09 and beyond may be affected by charter school enrollment changes.

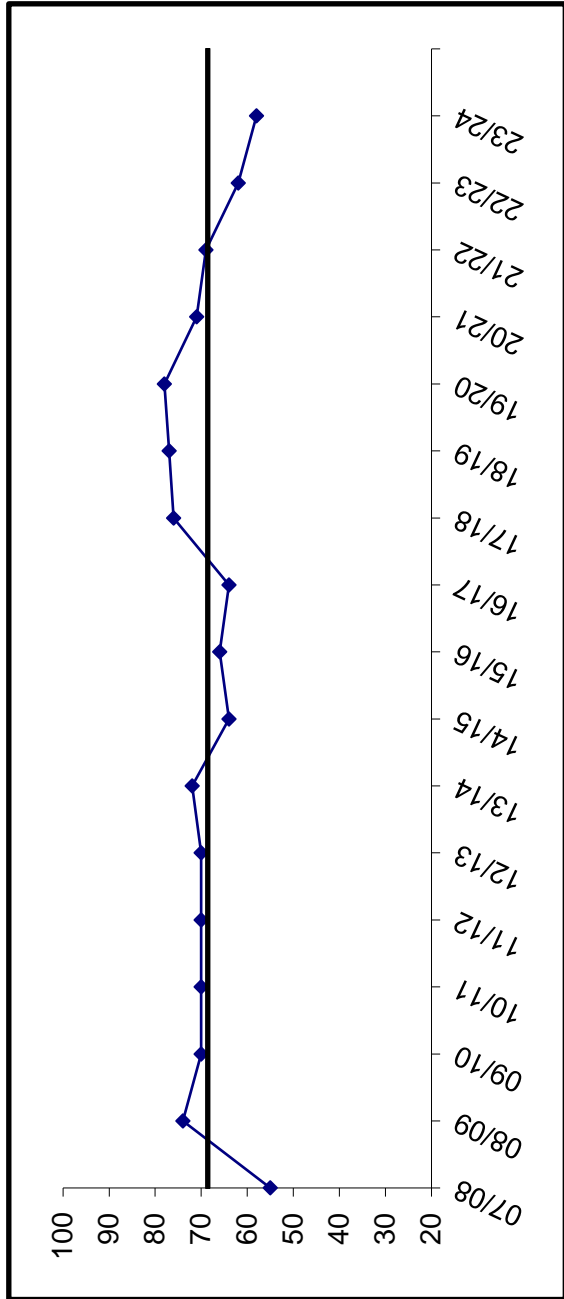


Building Capacity	430
# enrolled and % of capacity	
Actual FY19	337
Projected FY20	308
Projected FY21	292
	78%
	72%
	68%

* Beginning in FY12, Grade 6 will be located at Nikiski Middle - Senior High

Nikolaevsk

YEAR	PRE-K	K	1	2	3	4	5	6	7	8	9	10	11	12	TOTAL	# Change	% Change
07/08		7	2	8	3	6	2	5	5	0	4	6	7	0	55		
08/09		7	9	2	10	3	9	4	5	7	2	3	6	7	74	19	34.5%
09/10		10	6	7	2	9	4	8	3	5	7	2	3	4	70	-4	-5.4%
10/11		2	10	5	8	2	10	5	9	3	5	6	1	4	70	0	0.0%
11/12		5	2	9	7	8	2	10	3	10	4	5	5	0	70	0	0.0%
12/13		3	6	2	9	7	8	2	10	3	9	3	3	5	70	0	0.0%
13/14		4	4	4	4	10	7	8	2	9	3	8	4	4	72	2	2.9%
14/15		2	2	2	2	10	10	7	10	2	9	3	8	3	64	-8	-11.1%
15/16		3	3	3	2	4	3	9	7	7	3	9	3	10	66	2	3.1%
16/17		2	5	4	4	3	3	2	8	8	9	3	9	4	64	-2	-3.0%
17/18		4	5	5	6	5	4	4	5	10	6	11	3	8	76	12	18.8%
18/19		4	6	6	6	8	5	6	4	7	10	5	10	2	77	1	1.3%
19/20		3	4	6	6	4	8	5	6	4	7	10	5	10	78	1	1.3%
20/21		3	3	4	6	6	4	8	5	6	4	7	10	5	71	-7	-9.0%
21/22		3	3	3	4	6	6	4	8	5	6	4	7	10	69	-2	-2.8%
22/23		3	3	3	4	6	6	6	4	8	5	6	4	7	62	-7	-10.1%
23/24		3	3	3	3	3	4	6	6	4	8	5	6	4	58	-4	-6.5%

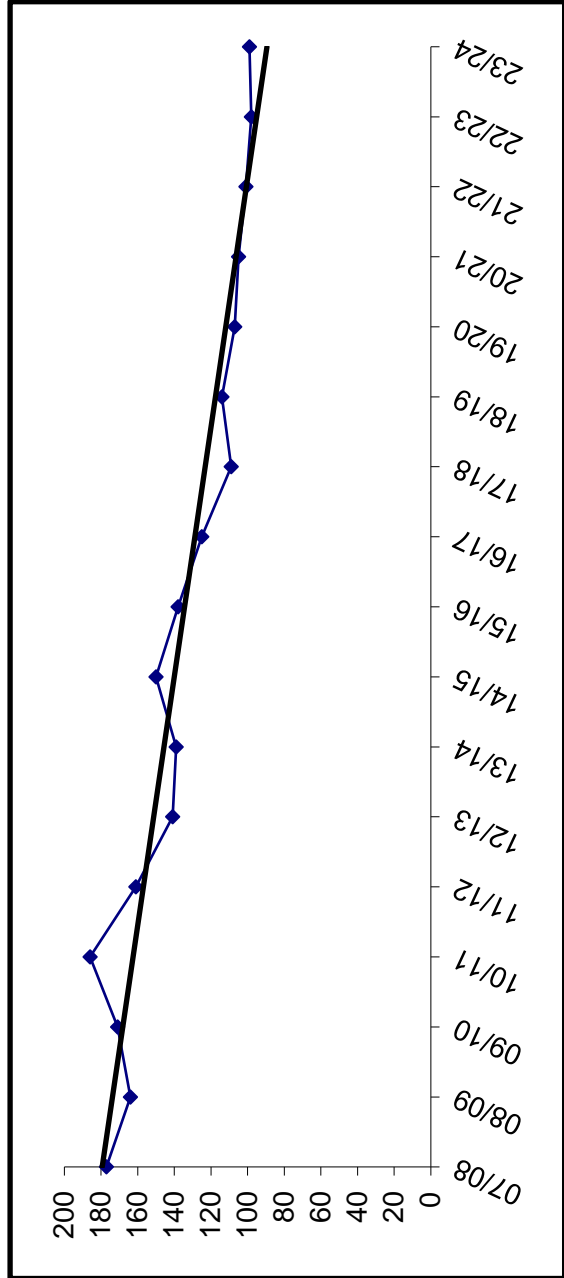


Building Capacity	175
# enrolled and % of capacity	
Actual FY19	77
Projected FY20	78
Projected FY21	71
	44%
	45%
	41%

Ninilchik

YEAR	PRE-K	K	1	2	3	4	5	6	7	8	9	10	11	12	TOTAL	# Change	% Change
07/08		11	10	13	18	16	7	10	15	11	21	21	9	15	177		
08/09		10	13	12	9	16	18	6	12	11	14	17	16	10	164	-13	-7.3%
09/10		16	8	16	10	13	17	17	7	12	14	14	13	14	171	7	4.3%
10/11	2	12	17	9	19	11	15	20	16	9	16	14	14	12	186	15	8.8%
11/12	1	8	11	15	7	15	12	11	17	16	12	12	11	13	161	-25	-13.4%
12/13		7	8	11	13	9	14	11	10	13	18	10	9	8	141	-20	-12.4%
13/14	1	13	8	8	12	14	9	8	10	11	14	17	9	5	139	-2	-1.4%
14/15		6	12	9	6	12	14	13	12	14	13	15	15	9	150	11	7.9%
15/16		6	9	11	8	7	13	16	11	12	11	9	13	12	138	-12	-8.0%
16/17	6	5	8	7	7	9	4	12	11	11	15	8	10	12	125	-13	-9.4%
17/18	9	4	2	11	7	9	6	9	7	11	9	10	7	8	109	-16	-12.8%
18/19	8	11	6	3	12	7	9	8	7	6	10	12	9	6	114	5	4.6%
19/20		7	11	6	3	12	7	9	8	7	6	10	12	9	107	-7	-6.1%
20/21		7	7	11	6	3	12	7	9	8	7	6	10	12	105	-2	-1.9%
21/22		8	7	7	11	6	3	12	7	9	8	7	6	10	101	-4	-3.8%
22/23		7	8	7	7	11	6	3	12	7	9	8	7	6	98	-3	-3.0%
23/24		7	7	8	7	7	11	6	3	12	7	9	8	7	99	1	1.0%

Actual
Projected

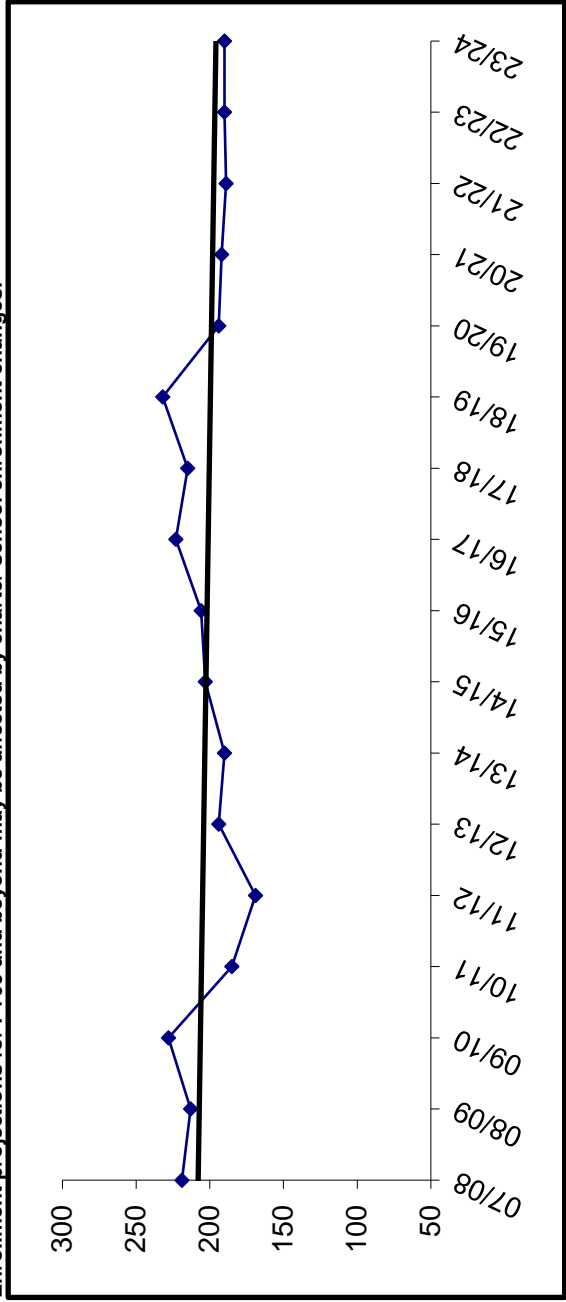


Building Capacity	300
# enrolled and % of capacity	
Actual	Projected
FY19	FY20
114	107
38%	36%
	FY21
	105
	35%

Paul Banks

YEAR	PRE-K	K	1	2	3	4	5	6	7	8	9	10	11	12	TOTAL	# Change	% Change
07/08	9	84	61	65											219		
08/09	5	65	76	67											213	-6	-2.7%
09/10	9	74	62	83											228	15	7.0%
10/11	14	58	63	50											185	-43	-18.9%
11/12	8	49	50	62											169	-16	-8.6%
12/13	23	55	57	59											194	25	14.8%
13/14	27	55	52	56											190	-4	-2.1%
14/15	27	74	53	49											203	13	6.8%
15/16	28	49	71	58											206	3	1.5%
16/17	30	62	53	78											223	17	8.3%
17/18	33	60	66	56											215	-8	-3.6%
18/19	31	67	65	69											232	17	7.9%
19/20		62	67	65											194	-38	-16.4%
20/21		63	62	67											192	-2	-1.0%
21/22		64	63	62											189	-3	-1.6%
22/23		63	64	63											190	1	0.5%
23/24		63	63	64											190	0	0.0%

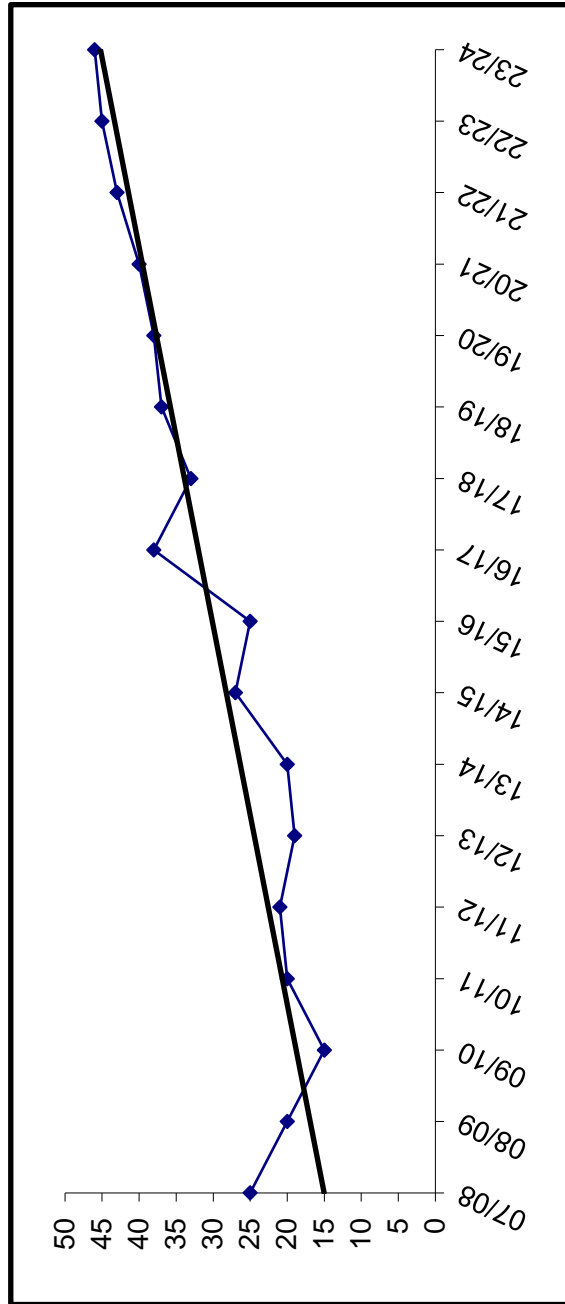
Enrollment projections for FY09 and beyond may be affected by charter school enrollment changes.



Building Capacity	270
# enrolled and % of capacity	
Actual FY19	232
Projected FY20	194
Projected FY21	192
	86%
	72%
	71%

Port Graham

YEAR	PRE-K	K	1	2	3	4	5	6	7	8	9	10	11	12	TOTAL	# Change	% Change
07/08		1	2	2	2	2	1	2	1	2	2	1	7	0	25		
08/09		1	1	2	1	1	1	1	2	1	1	2	0	6	20	-5	-20.0%
09/10		1	1	1	2	1	2	0	1	1	1	3	1	0	15	-5	-25.0%
10/11		4	1	1	1	2	1	2	1	1	2	1	2	1	20	5	33.3%
11/12		2	4	2	1	1	2	1	2	1	0	1	1	3	21	1	5.0%
12/13		3	1	3	1	1	1	1	1	2	1	1	2	1	19	-2	-9.5%
13/14		4	3	1	3	1	1	1	1	1	2	1	0	1	20	1	5.3%
14/15		3	5	3	2	4	2	2	1	1	2	1	0	1	27	7	35.0%
15/16		4	2	3	2	3	2	2	1	1	1	2	1	1	25	-2	-7.4%
16/17	1	3	4	4	4	3	2	4	2	2	1	2	3	3	38	13	52.0%
17/18		1	3	4	3	3	3	3	4	2	2	2	1	2	33	-5	-13.2%
18/19		7	1	3	4	3	3	3	2	3	2	2	3	1	37	4	12.1%
19/20		4	6	1	3	4	3	3	3	2	3	2	2	2	38	1	2.7%
20/21		4	4	6	1	3	4	3	3	3	2	3	2	2	40	2	5.3%
21/22		5	4	4	6	1	3	4	3	3	3	2	3	2	43	3	7.5%
22/23		4	5	4	4	6	1	3	4	3	3	3	2	3	45	2	4.7%
23/24		4	4	4	4	6	1	3	4	4	3	3	3	2	46	1	2.2%

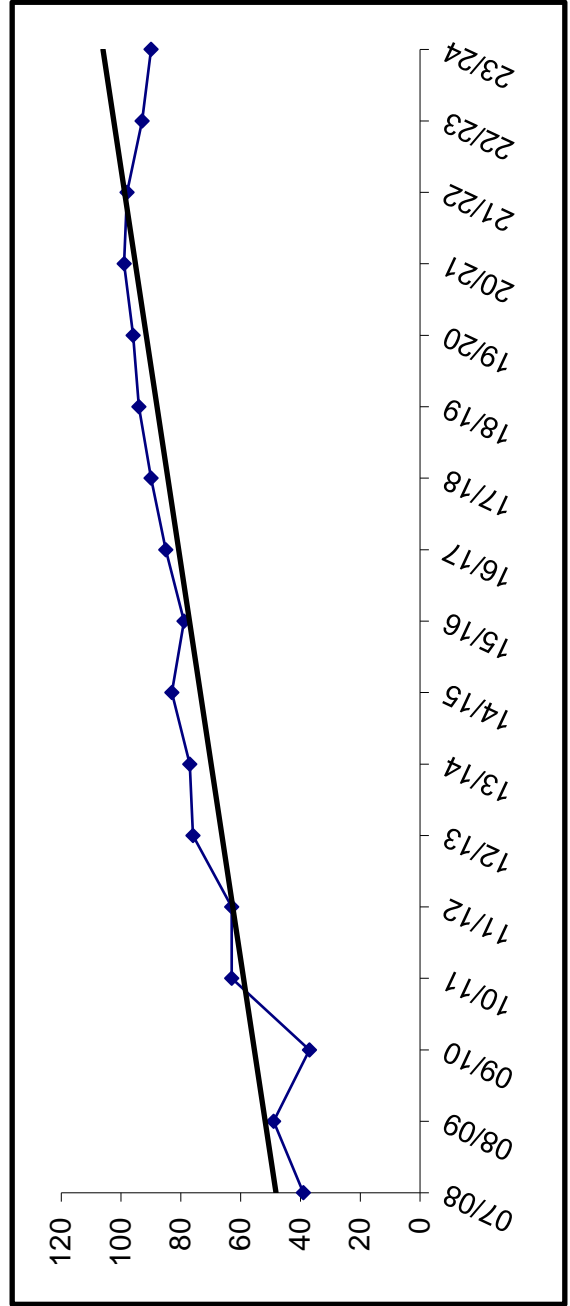


Building Capacity	50
# enrolled and % of capacity	
Actual FY19	37
Projected FY20	38
Projected FY21	40
	74%
	76%
	80%

Razdolna

YEAR	PRE-K	K	1	2	3	4	5	6	7	8	9	10	11	12	TOTAL	# Change	% Change
07/08		4	7	2	3	5	2	3	3	3	4	2	1	0	39		
08/09		8	5	7	2	4	5	2	3	3	3	4	2	1	49	10	25.6%
09/10		9	7	5	6	2	3	5	0	0	0	0	0	0	37	-12	-24.5%
10/11		7	10	8	5	8	2	4	6	3	6	2	1	1	63	26	70.3%
11/12		4	9	10	8	5	9	1	4	5	5	2	1	0	63	0	0.0%
12/13		14	4	9	10	8	5	9	1	5	3	4	3	1	76	13	20.6%
13/14		3	15	4	9	10	8	5	9	1	4	5	4	0	77	1	1.3%
14/15		7	4	14	4	9	10	8	5	9	1	4	4	4	83	6	7.8%
15/16		6	7	4	14	4	9	9	7	4	9	0	3	3	79	-4	-4.8%
16/17		9	7	7	4	13	5	9	11	7	4	8	0	1	85	6	7.6%
17/18	1	5	9	7	8	4	13	5	9	11	7	4	7	0	90	5	5.9%
18/19		7	5	9	8	7	2	14	4	10	12	8	3	5	94	4	4.4%
19/20		7	7	5	9	8	7	2	14	4	10	12	8	3	96	2	2.1%
20/21		6	7	7	5	9	8	7	2	14	4	10	12	8	99	3	3.1%
21/22		7	6	7	7	5	9	8	7	2	14	4	10	12	98	-1	-1.0%
22/23		7	7	6	7	7	5	9	8	7	2	14	4	10	93	-5	-5.1%
23/24		7	7	7	7	7	7	5	9	8	7	2	14	4	90	-3	-3.2%

Actual
Projected



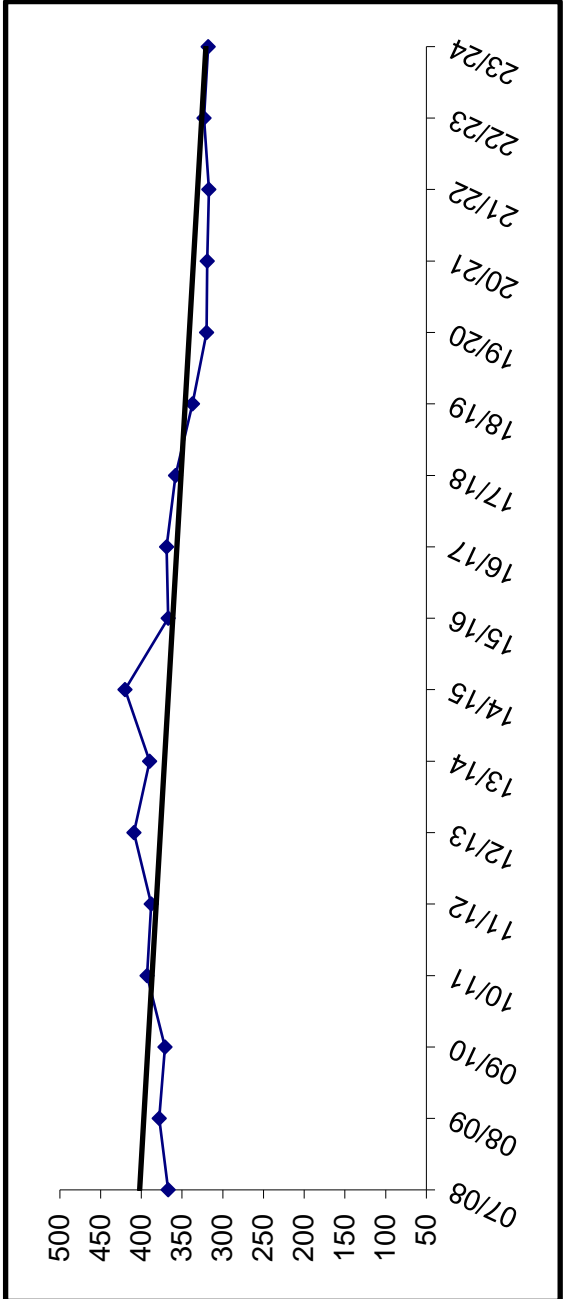
Building Capacity	50
# enrolled and % of capacity	
Actual FY19	94
Projected FY20	96
Projected FY21	99
	188%
	192%
	198%

Redoubt

YEAR	PRE-K	K	1	2	3	4	5	6	7	8	9	10	11	12	TOTAL	# Change	% Change
07/08		36	57	45	66	50	55	58							367		
08/09		59	44	54	45	67	46	63							378	11	3.0%
09/10		50	50	50	53	47	74	47							371	-7	-1.9%
10/11	19	47	55	53	53	50	44	72							393	22	5.9%
11/12	20	58	50	58	56	46	52	48							388	-5	-1.3%
12/13	24	48	55	58	57	64	52	51							409	21	5.4%
13/14	19	55	38	50	59	52	64	53							390	-19	-4.6%
14/15	20	43	54	49	54	63	61	76							420	30	7.7%
15/16	20	36	42	52	52	46	61	58							367	-53	-12.6%
16/17	22	47	43	47	48	51	46	65							369	2	0.5%
17/18	20	55	49	44	43	48	53	46							358	-11	-3.0%
18/19	18	39	49	51	40	46	48	46							337	-21	-5.9%
19/20		47	39	49	51	40	46	48							320	-17	-5.0%
20/21		47	47	39	49	51	40	46							319	-1	-0.3%
21/22		44	47	47	39	49	51	40							317	-2	-0.6%
22/23		46	44	47	47	39	49	51							323	6	1.9%
23/24		46	46	44	47	47	39	49							318	-5	-1.5%

Actual
Projected

Enrollment projections for FY09 and beyond may be affected by charter school enrollment changes.

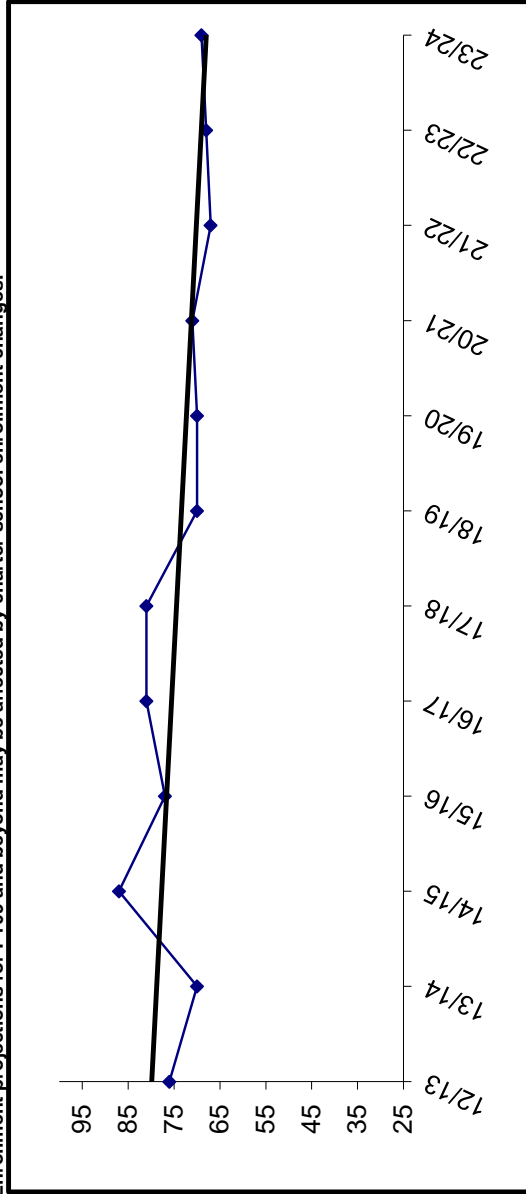


Building Capacity	400
# enrolled and % of capacity	
Actual FY19	337
Projected FY20	320
Projected FY21	319
	84%
	80%
	80%

River City Academy

YEAR	PRE-K	K	1	2	3	4	5	6	7	8	9	10	11	12	TOTAL	# Change	% Change
07/08											8	14	9	3	34		
08/09										10	10	15	7	5	37	3	8.8%
09/10						8	13			5	13	13	9	8	56	19	51.4%
10/11					9	13	13	14		9	16	15	8	6	64	8	14.3%
11/12					15	15	16	15	8	4	73	9	4	73	9	14.1%	
12/13					10	20	18	13	8	7	76	3	7	76	3	4.1%	
13/14					16	11	14	11	10	8	70	0	8	70	-6	-7.9%	
14/15					11	23	12	13	14	14	87	17	14	87	17	24.3%	
15/16					9	12	21	9	14	12	77	-10	12	77	-10	-11.5%	
16/17					13	11	16	20	7	14	81	4	14	81	4	5.2%	
17/18					12	12	16	15	17	9	81	0	9	81	0	0.0%	
18/19					12	10	10	15	10	13	70	-11	13	70	-11	-13.6%	
19/20					13	12	10	10	15	10	70	0	15	70	0	0.0%	
20/21					11	13	12	10	10	15	71	1	15	71	1	1.4%	
21/22					11	11	13	12	10	10	67	-4	10	67	-4	-5.6%	
22/23					11	11	11	13	12	10	68	1	12	68	1	1.5%	
23/24					11	11	11	11	11	13	69	1	12	69	1	1.5%	

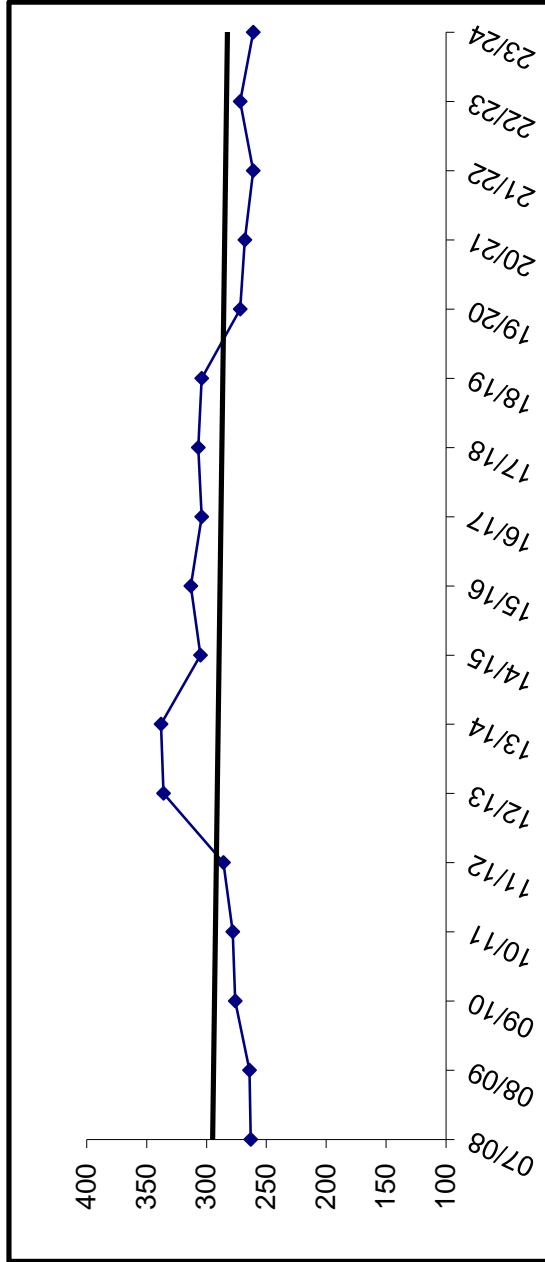
Enrollment projections for FY09 and beyond may be affected by charter school enrollment changes.



River City Academy will be housed at Soldotna Prep.

Seward Elementary

	YEAR	PRE-K	K	1	2	3	4	5	6	7	8	9	10	11	12	TOTAL	# Change	% Change
Actual	07/08		40	31	30	40	41	42	39							263		
	08/09	4	42	35	35	29	37	38	44							264	1	0.4%
	09/10	1	43	49	43	34	33	37	36							276	12	4.5%
	10/11	8	33	43	48	42	32	35	37							278	2	0.7%
	11/12	7	46	30	47	44	41	36	35							286	8	2.9%
	12/13	30	61	47	34	40	40	49	42	33						336	50	17.5%
	13/14	27	52	56	52	29	41	47	34							338	2	0.6%
	14/15	23	47	53	55	52	31	44								305	-33	-9.8%
	15/16	30	46	51	54	58	48	26								313	8	2.6%
	16/17	25	34	49	48	47	53	48								304	-9	-2.9%
	17/18	27	54	35	49	46	47	49								307	3	1.0%
	18/19	27	41	55	33	50	50	48								304	-3	-1.0%
	19/20		43	41	55	33	50	50								272	-32	-10.5%
	20/21		46	43	41	55	33	50								268	-4	-1.5%
	21/22		43	46	43	41	55	33								261	-7	-2.6%
	22/23		44	43	46	43	41	55								272	11	4.2%
	23/24		44	44	43	43	46	43	41							261	-11	-4.0%



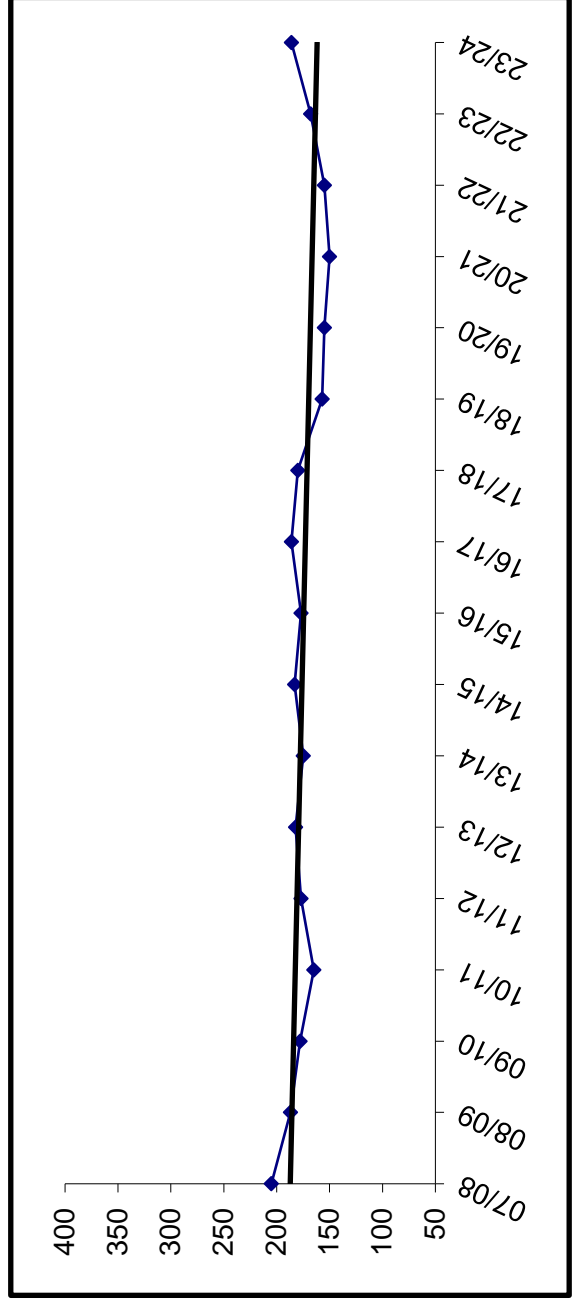
Building Capacity	450
# enrolled and % of capacity	
Actual FY19	304
Projected FY18	272
Projected FY21	268
	68%
	60%
	60%

* Beginning in FY15, Grade 6 will be located at Seward Middle School.

Seward High

YEAR	PRE-K	K	1	2	3	4	5	6	7	8	9	10	11	12	TOTAL	# Change	% Change
07/08											49	57	52	47	205		
08/09											45	49	46	47	187	-18	-8.8%
09/10											41	45	48	44	178	-9	-4.8%
10/11											43	39	41	42	165	-13	-7.3%
11/12											50	42	42	43	177	12	7.3%
12/13											42	51	42	47	182	5	2.8%
13/14											38	45	54	38	175	-7	-3.8%
14/15											48	42	40	53	183	8	4.6%
15/16											42	47	44	44	177	-6	-3.3%
16/17											52	43	45	46	186	9	5.1%
17/18											47	45	45	43	180	-6	-3.2%
18/19											35	46	42	34	157	-23	-12.8%
19/20											32	35	46	42	155	-2	-1.3%
20/21											37	32	35	46	150	-5	-3.2%
21/22											51	37	32	35	155	5	3.3%
22/23											48	51	37	32	168	13	8.4%
23/24											50	48	51	37	186	18	10.7%

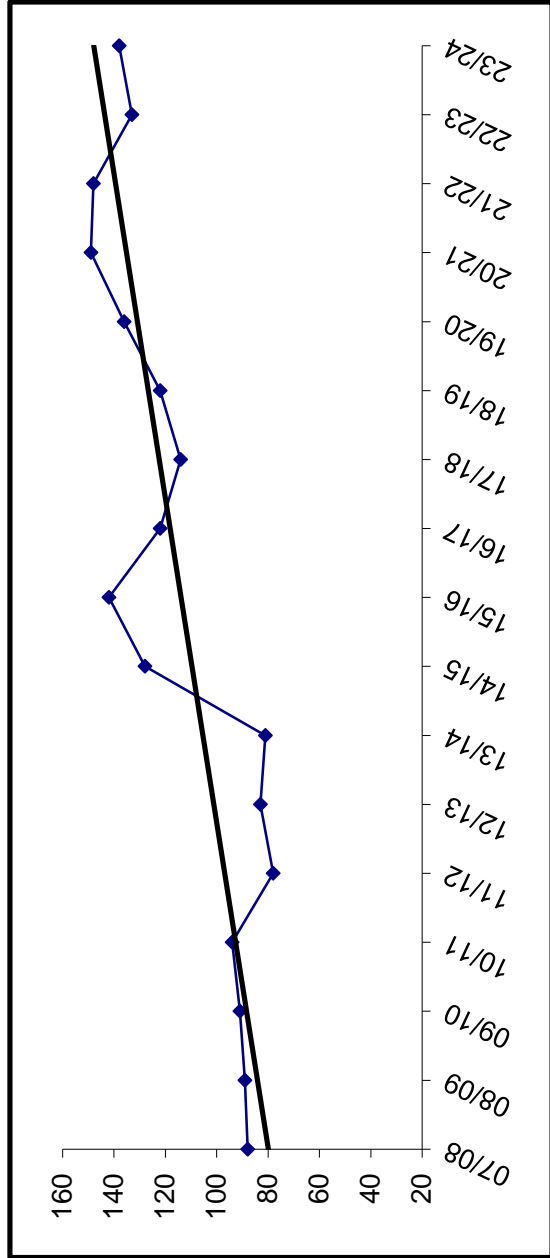
Actual
Projected



Building Capacity	400
# enrolled and % of capacity	
Actual FY19	Projected FY21
157	155
39%	39%
	150
	38%

Seward Middle

YEAR	PRE-K	K	1	2	3	4	5	6	7	8	9	10	11	12	TOTAL	# Change	% Change
07/08									48	40					88		
08/09								39	50	50					89	1	1.1%
09/10								50	41	41					91	2	2.2%
10/11								45	49	49					94	3	3.3%
11/12								38	40	40					78	-16	-17.0%
12/13								43	40	40					83	5	6.4%
13/14								36	45	45					81	-2	-2.4%
14/15					54			36	38	38					128	47	58.0%
15/16					46			47	49	49					142	14	10.9%
16/17					34			42	46	46					122	-20	-14.1%
17/18					40			36	38	38					114	-8	-6.6%
18/19					51			37	34	34					122	8	7.0%
19/20					48			51	37	37					136	14	11.5%
20/21					50			48	51	51					149	13	9.6%
21/22					50			50	50	48					148	-1	-0.7%
22/23					33			50	50	50					133	-15	-10.1%
23/24					55			33	33	50					138	5	3.8%

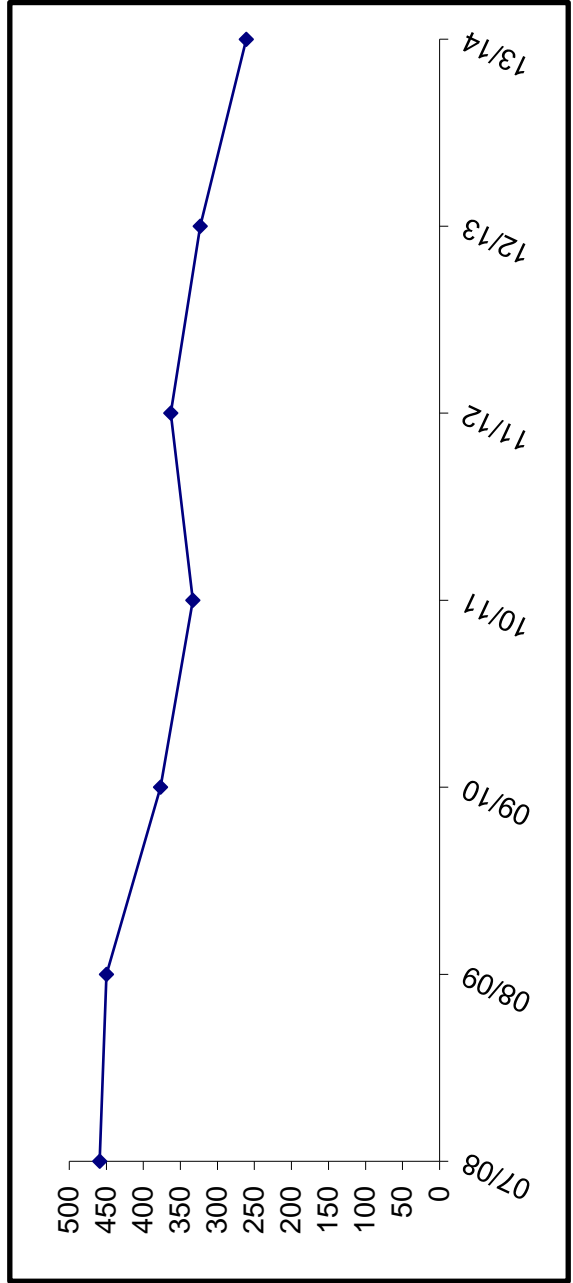


Building Capacity	140
# enrolled and % of capacity	
Actual FY19	122
Projected FY20	136
Projected FY21	149
	87%
	97%
	106%

* Beginning in FY15, Grade 6 will be located at Seward Middle School.

Skyview

YEAR	PRE-K	K	1	2	3	4	5	6	7	8	9	10	11	12	TOTAL	# Change	% Change
07/08											119	131	110	99	459		
08/09											137	110	117	86	450	-9	-2.0%
09/10											96	116	77	88	377	-73	-16.2%
10/11											87	82	97	67	333	-44	-11.7%
11/12											95	85	88	95	363	30	9.0%
12/13											68	94	87	74	323	-40	-11.0%
13/14											54	61	77	69	261	-62	-19.2%
14/15																	
15/16																	
16/17																	
17/18																	
18/19																	
19/20																	
20/21																	
21/22																	
22/23																	
23/24																	

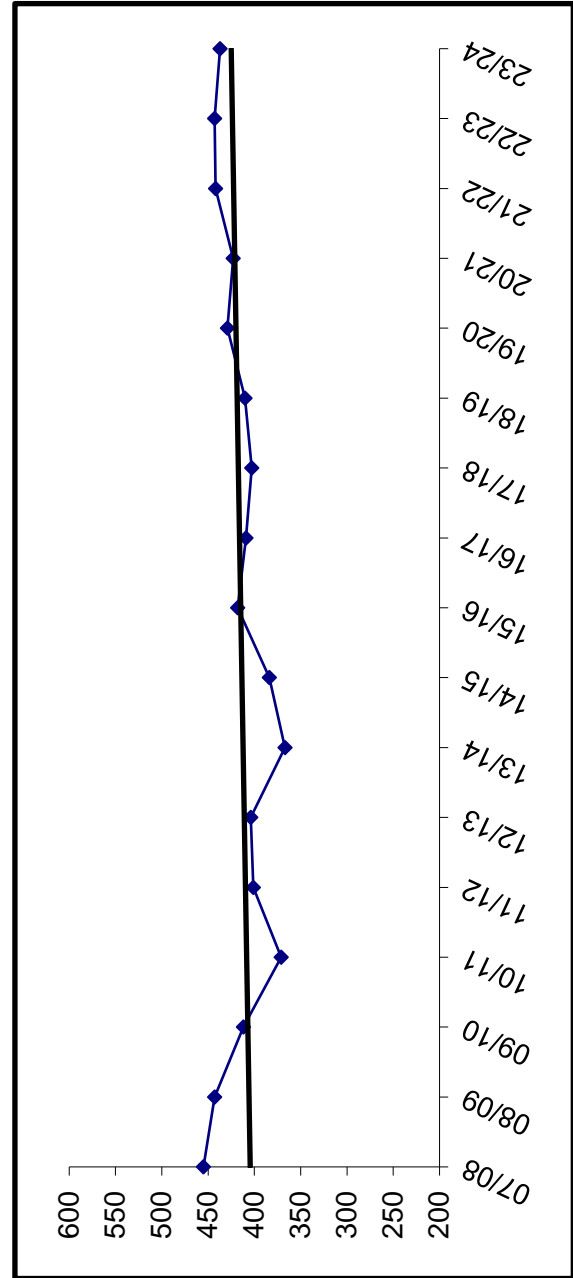


Skyview High School closed in FY14

Skyview Middle

YEAR	PRE-K	K	1	2	3	4	5	6	7	8	9	10	11	12	TOTAL	# Change	% Change
07/08									233	222					455		
08/09								214	229						443	-12	-2.6%
09/10								210	202						412	-31	-7.0%
10/11								176	195						371	-41	-10.0%
11/12								217	184						401	30	8.1%
12/13								190	214						404	3	0.7%
13/14								179	188						367	-37	-9.2%
14/15								199	185						384	17	4.6%
15/16								212	206						418	34	8.9%
16/17								204	205						409	-9	-2.2%
17/18								204	199						403	-6	-1.5%
18/19								224	186						410	7	1.7%
19/20								204	225						429	19	4.6%
20/21								219	204						423	-6	-1.4%
21/22								223	219						442	19	4.5%
22/23								220	223						443	1	0.2%
23/24								217	220						437	-6	-1.4%

Actual
Projected

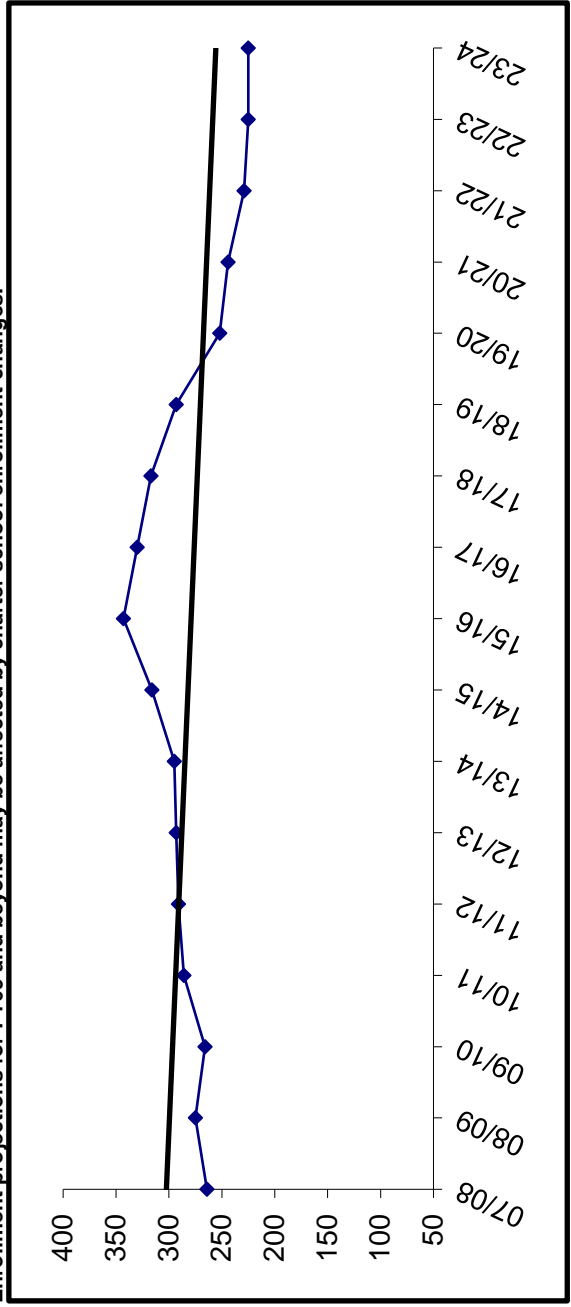


Building Capacity	600
# enrolled and % of capacity	
Actual	Projected
FY19	FY20
410	429
68%	72%
	FY21
	423
	71%

Soldotna Elementary

YEAR	PRE-K	K	1	2	3	4	5	6	7	8	9	10	11	12	TOTAL	# Change	% Change
07/08	29	36	33	47	26	28	29	36							264		
08/09	26	38	36	36	44	27	33	35							275	11	4.2%
09/10	29	39	43	35	26	39	24	31							266	-9	-3.3%
10/11	45	42	38	40	35	28	32	26							286	20	7.5%
11/12	31	48	39	42	38	34	26	33							291	5	1.7%
12/13	37	41	42	35	40	33	34	31							293	2	0.7%
13/14	35	42	35	42	34	42	31	34							295	2	0.7%
14/15	34	52	37	40	46	36	37	34							316	21	7.1%
15/16	45	42	43	40	37	52	45	39							343	27	8.5%
16/17	44	33	36	45	45	35	49	43							330	-13	-3.8%
17/18	39	42	33	39	43	41	34	46							317	-13	-3.9%
18/19	35	29	36	32	36	46	42	37							293	-24	-7.6%
19/20		30	30	36	32	36	46	42							252	-41	-14.0%
20/21		34	30	30	36	32	36	46							244	-8	-3.2%
21/22		31	34	30	30	36	32	36							229	-15	-6.1%
22/23		32	31	34	30	30	36	32							225	-4	-1.7%
23/24		32	32	31	34	30	30	36							225	0	0.0%

Enrollment projections for FY09 and beyond may be affected by charter school enrollment changes.



Building Capacity 470

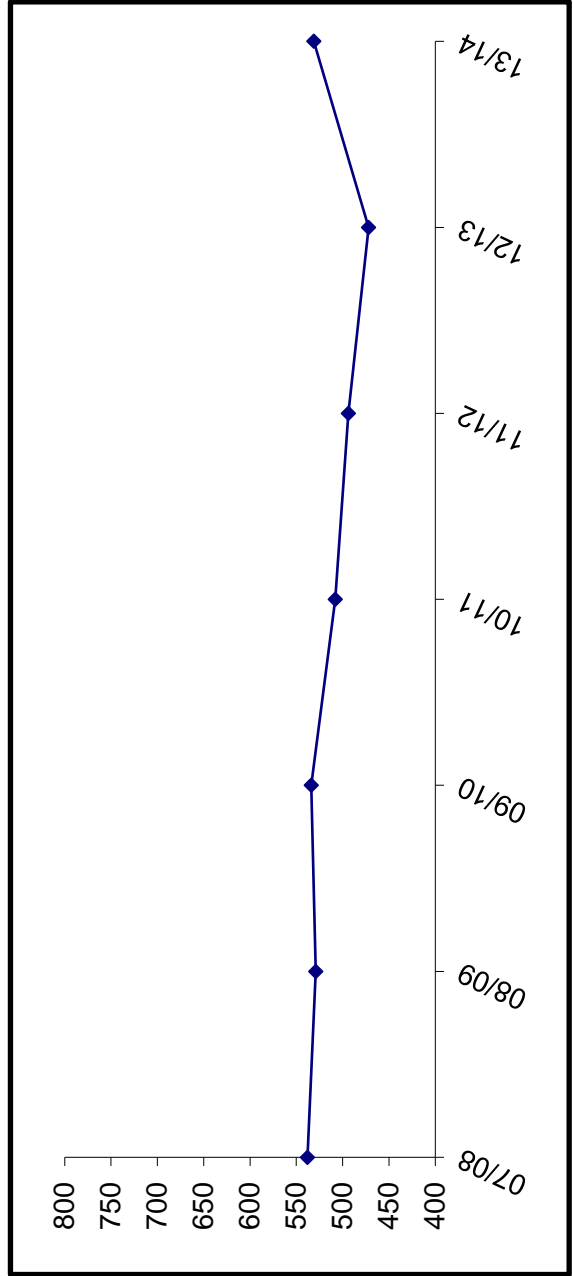
enrolled and % of capacity

Actual FY19*	Projected FY20*	Projected FY21*
458	417	409
97%	89%	87%

*Number Enrolled includes students at Soldotna Elementary and Soldotna Montesorri

Soldotna High

YEAR	PRE-K	K	1	2	3	4	5	6	7	8	9	10	11	12	TOTAL	# Change	% Change
07/08											158	156	112	112	538		
08/09										129	129	146	146	108	529	-9	-1.7%
09/10										140	140	120	127	147	534	5	0.9%
10/11										128	134	134	120	126	508	-26	-4.9%
11/12										132	118	118	123	121	494	-14	-2.8%
12/13										120	120	129	101	122	472	-22	-4.5%
13/14										172	123	123	131	105	531	59	12.5%
14/15																	
15/16																	
16/17																	
17/18																	
18/19																	
19/20																	
20/21																	
21/22																	
22/23																	
23/24																	

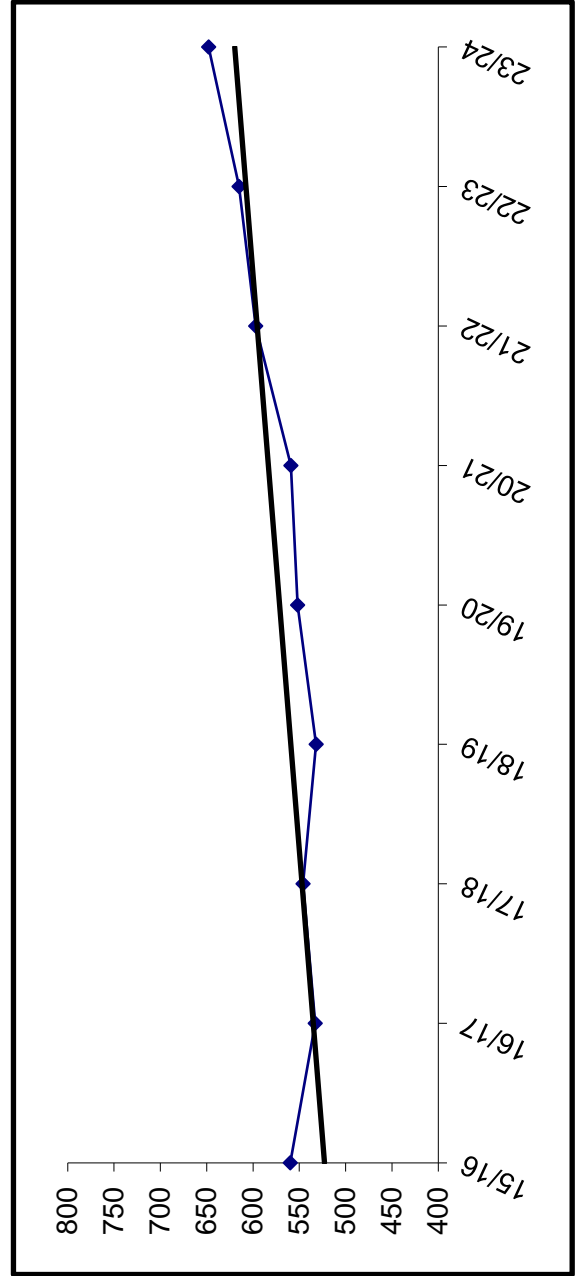


Due to reconfiguration of Soldotna 7-12 grades, Soldotna High is now listed as Soldotna 10-12.

Soldotna 10-12

YEAR	PRE-K	K	1	2	3	4	5	6	7	8	9	10	11	12	TOTAL	# Change	% Change	
07/08																		
08/09																		
09/10																		
10/11																		
11/12																		
12/13																		
13/14																		
14/15												213	178	179	570			
15/16												189	202	169	560	-10	-1.8%	
16/17												181	180	172	533	-27	-4.8%	
17/18												205	169	172	546	13	2.4%	
18/19												189	182	161	532	-14	-2.6%	
19/20												186	187	179	552	20	3.8%	
20/21												186	186	187	559	7	1.3%	
21/22												225	186	186	597	38	6.8%	
22/23												204	225	186	615	18	3.0%	
23/24												219	204	225	648	33	5.4%	

← Actual →
← Projected →



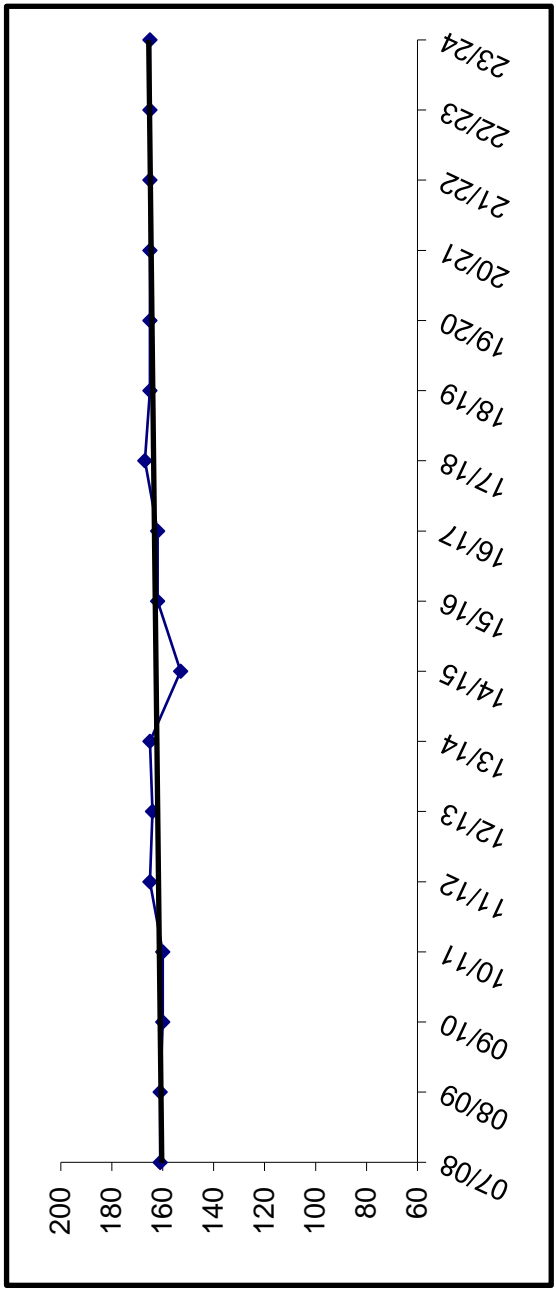
Building Capacity	800
# enrolled and % of capacity	
Actual FY19	532
Projected FY20	552
Projected FY21	559
	67%
	69%
	70%

Due to reconfiguration of Soldotna 7-12 grades, Soldotna 10-12 is a new grouping of students.

Soldotna Montessori Charter

YEAR	PRE-K	K	1	2	3	4	5	6	7	8	9	10	11	12	TOTAL	# Change	% Change
07/08	22	23	23	24	23	23	24	22							161		
08/09	23	23	23	22	24	24	21	24							161	0	0.0%
09/10	23	23	23	21	25	24	24	20							160	-1	-0.6%
10/11	23	24	24	23	20	23	23	24							160	0	0.0%
11/12	23	23	23	24	24	23	23	25							165	5	3.1%
12/13	23	23	23	24	25	26	24	19							164	-1	-0.6%
13/14	23	24	24	23	23	24	27	21							165	1	0.6%
14/15	21	21	21	22	21	20	23	25							153	-12	-7.3%
15/16	23	21	21	23	25	23	24	23							162	9	5.9%
16/17	23	23	23	22	23	25	24	22							162	0	0.0%
17/18	23	23	23	27	22	25	28	19							167	5	3.1%
18/19	21	23	23	23	26	23	24	25							165	-2	-1.2%
19/20	21	23	23	23	26	23	24	25							165	0	0.0%
20/21	21	23	23	23	26	23	24	25							165	0	0.0%
21/22	21	23	23	23	26	23	24	25							165	0	0.0%
22/23	21	23	23	23	26	23	24	25							165	0	0.0%
23/24	21	23	23	23	26	23	24	25							165	0	0.0%

Actual
Projected



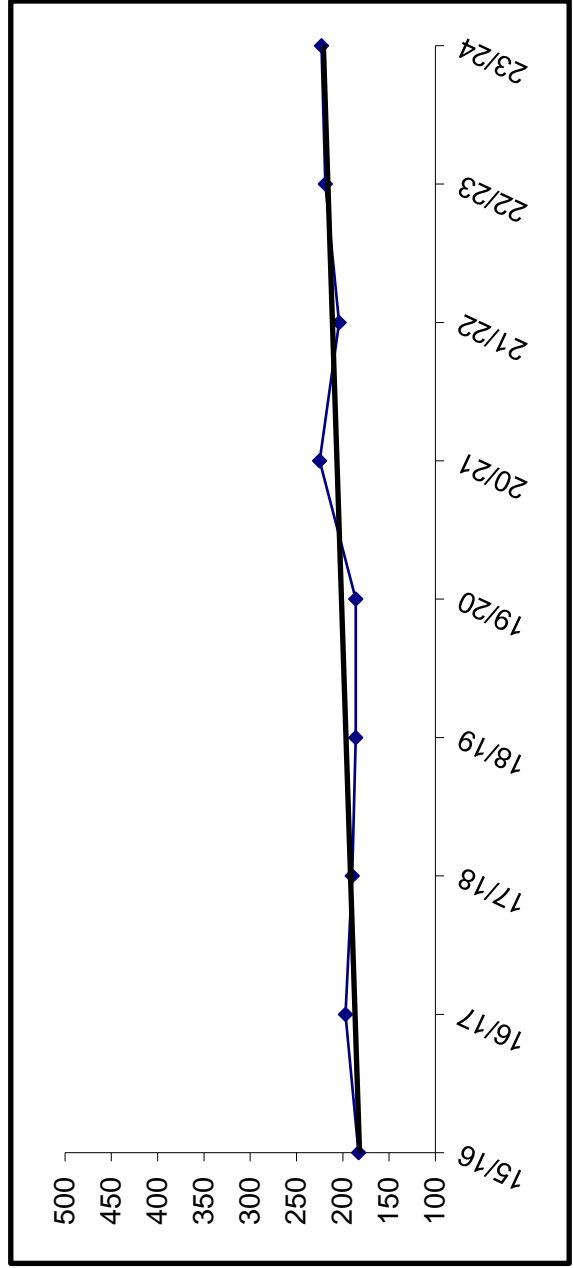
Charter schools in the district are housed according to the terms of their contract. The Board may allow them to use available space in existing facilities.

Soldotna Montessori is currently housed in Soldotna Elementary.

Enrollment for FY09 and beyond is subject to board review and approval.

Soldotna Prep

YEAR	PRE-K	K	1	2	3	4	5	6	7	8	9	10	11	12	TOTAL	# Change	% Change	
07/08																		
08/09																		
09/10																		
10/11																		
11/12																		
12/13																		
13/14																		
14/15											198				198			
15/16											183				183	-15	-7.6%	
16/17											197				197	14	7.7%	
17/18											190				190	-7	-3.6%	
18/19											186				186	-4	-2.1%	
19/20											186				186	0	0.0%	
20/21											225				225	39	21.0%	
21/22											204				204	-21	-9.3%	
22/23											219				219	15	7.4%	
23/24											223				223	4	1.8%	



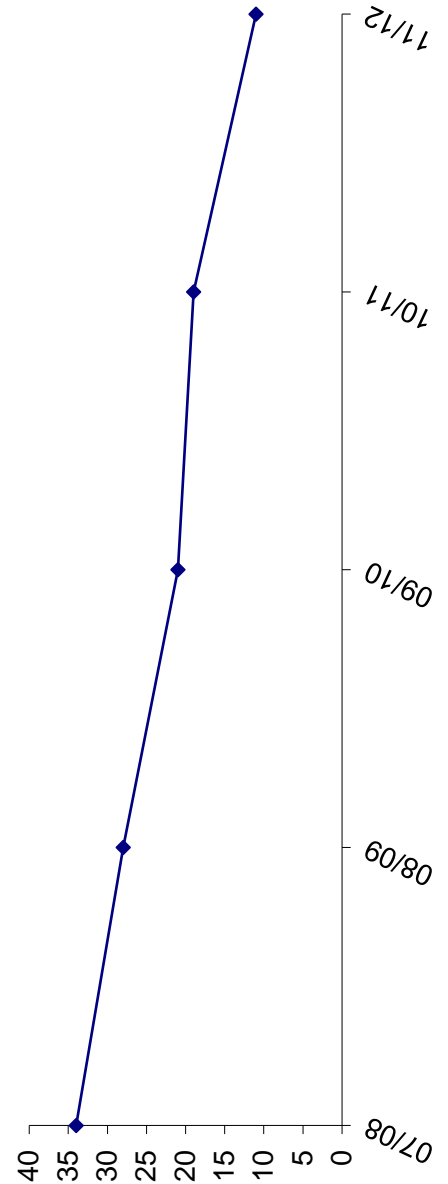
Building Capacity	500
# enrolled and % of capacity	
Actual FY19	186
Projected FY20	186
Projected FY21	225
	37%
	37%
	45%

Due to reconfiguration of Soldotna 7-12 grade schools, Soldotna 9th graders are in a separate building.

Spring Creek

YEAR	PRE-K	K	1	2	3	4	5	6	7	8	9	10	11	12	TOTAL	# Change	% Change
07/08											14	13	6	1	34		
08/09											4	9	12	3	28	-6	-17.6%
09/10											3	4	10	4	21	-7	-25.0%
10/11											0	3	5	11	19	-2	-9.5%
11/12											0	0	0	11	11	-8	-42.1%
12/13																	
13/14																	
14/15																	
15/16																	
16/17																	
17/18																	
18/19																	
19/20																	
20/21																	
21/22																	
22/23																	
23/24																	

Capacity was 55 beds.

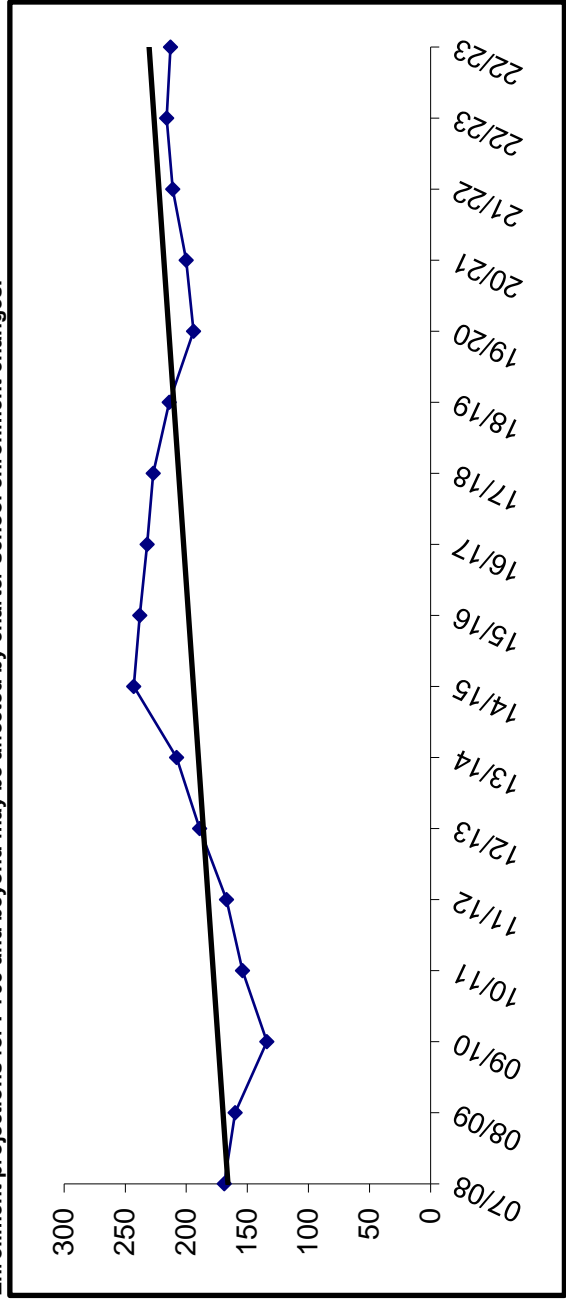


School closed in FY12 and students transferred to Anchorage School District.

Sterling Elementary

YEAR	PRE-K	K	1	2	3	4	5	6	7	8	9	10	11	12	TOTAL	# Change	% Change
07/08		23	17	26	30	20	35	18							169		
08/09		20	22	13	24	25	22	34							160	-9	-5.3%
09/10		13	16	22	11	25	27	20							134	-26	-16.3%
10/11	4	24	16	22	23	12	25	28							154	20	14.9%
11/12	6	30	26	20	27	20	17	21							167	13	8.4%
12/13	11	28	28	25	23	33	22	19							189	22	13.2%
13/14	10	25	40	27	26	25	29	26							208	19	10.1%
14/15	9	31	31	42	36	30	34	30							243	35	16.8%
15/16	10	32	30	32	43	37	23	31							238	-5	-2.1%
16/17	19	33	29	24	27	41	37	22							232	-6	-2.5%
17/18	20	27	32	28	21	28	35	36							227	-5	-2.2%
18/19	22	31	27	34	26	20	24	30							214	-13	-5.7%
19/20		32	31	27	34	26	20	24	24						194	-20	-9.3%
20/21		30	32	31	27	34	26	20	20						200	6	3.1%
21/22		31	30	32	31	27	34	26							211	11	5.5%
22/23		31	31	30	32	31	27	34							216	5	2.4%
22/23		31	31	31	30	32	31	27							213	-3	-1.4%

Enrollment projections for FY09 and beyond may be affected by charter school enrollment changes.



Building Capacity 270

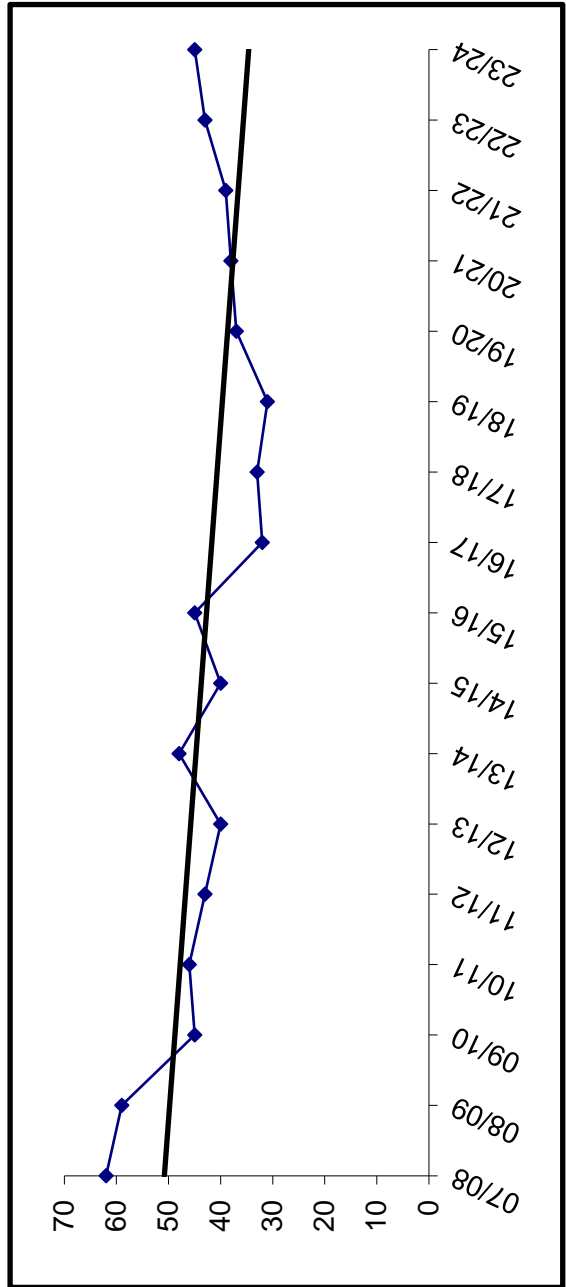
enrolled and % of capacity

Actual	Projected
FY19	FY20
214	194
79%	72%
	FY21
	200
	74%

Susan B English

YEAR	PRE-K	K	1	2	3	4	5	6	7	8	9	10	11	12	TOTAL	# Change	% Change
07/08		4	1	6	3	11	3	4	4	2	1	9	7	7	62		
08/09		3	4	1	7	4	10	3	5	4	4	1	7	6	59	-3	-4.8%
09/10		1	2	3	1	5	3	11	3	4	3	4	0	5	45	-14	-23.7%
10/11		2	2	3	5	2	6	5	8	4	4	2	2	1	46	1	2.2%
11/12	1	3	2	3	3	5	1	6	3	8	3	4	0	1	43	-3	-6.5%
12/13		1	2	2	2	3	5	1	6	2	10	2	4	0	40	-3	-7.0%
13/14		4	1	2	2	2	3	5	1	5	4	11	4	4	48	8	20.0%
14/15		1	2	1	2	2	2	3	5	2	5	2	10	3	40	-8	-16.7%
15/16		5	3	3	1	2	3	3	3	4	2	4	4	8	45	5	12.5%
16/17		1	3	3	6	0	1	2	3	3	3	2	2	3	32	-13	-28.9%
17/18		3	1	3	5	6	0	1	3	2	3	4	1	1	33	1	3.1%
18/19		3	4	1	3	4	5	1	1	2	1	3	3	0	31	-2	-6.1%
19/20		6	3	4	1	3	4	5	1	1	2	1	3	3	37	6	19.4%
20/21		4	6	3	4	1	3	4	5	1	1	2	1	3	38	1	2.7%
21/22		4	4	6	3	4	1	3	4	5	1	1	2	1	39	1	2.6%
22/23		5	4	4	6	3	4	1	3	4	5	1	1	2	43	4	10.3%
23/24		4	5	4	4	6	3	4	1	3	4	5	1	1	45	2	4.7%

Actual
Projected

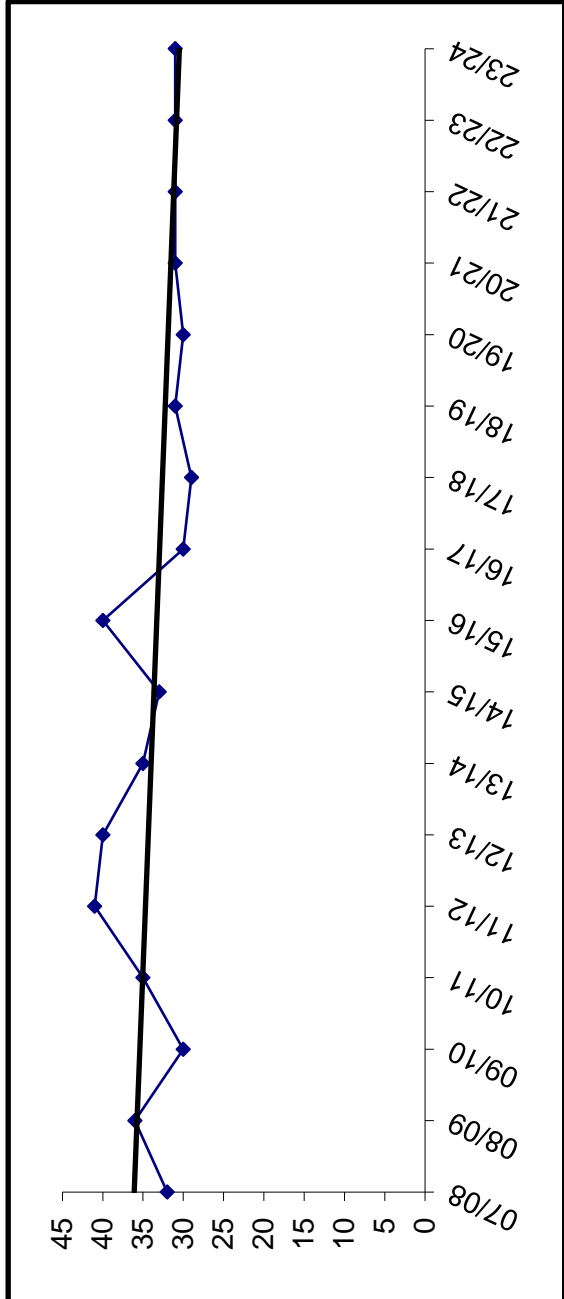


Building Capacity	200
# enrolled and % of capacity	
Actual FY19	31
Projected FY20	37
Projected FY21	38
	16%
	19%
	19%

Tebughna

YEAR	PRE-K	K	1	2	3	4	5	6	7	8	9	10	11	12	TOTAL	# Change	% Change
07/08	1	5	3	2	8	3	1	3	4	0	1	0	1	0	32		
08/09	1	3	5	3	1	8	2	1	3	4	0	2	3	0	36	4	12.5%
09/10		2	2	5	3	1	7	2	2	3	2	0	0	1	30	-6	-16.7%
10/11		3	3	3	6	4	1	8	2	2	1	1	0	1	35	5	16.7%
11/12	2	0	3	3	4	6	5	1	8	3	3	1	2	0	41	6	17.1%
12/13	1	5	1	3	3	2	6	3	1	9	2	2	2	0	40	-1	-2.4%
13/14		5	4	1	3	2	2	7	2	2	4	1	1	1	35	-5	-12.5%
14/15		3	5	3	1	3	2	3	4	2	2	3	1	1	33	-2	-5.7%
15/16		1	2	5	5	1	4	3	5	5	1	1	4	3	40	7	21.2%
16/17	2	4	1	2	4	4	1	3	3	4	1	0	0	1	30	-10	-25.0%
17/18		5	1	1	1	4	6	2	2	2	2	2	0	1	29	-1	-3.3%
18/19		0	5	1	1	2	3	7	2	3	3	2	2	0	31	2	6.9%
19/20		3	0	3	0	1	2	2	7	2	3	3	2	2	30	-1	-3.2%
20/21		3	3	0	3	0	1	2	2	7	2	3	3	2	31	1	3.3%
21/22		2	3	3	0	3	0	1	2	2	7	2	3	3	31	0	0.0%
22/23		3	2	3	3	0	3	0	1	2	2	7	2	3	31	0	0.0%
23/24		3	3	2	3	3	0	3	0	1	2	2	7	2	31	0	0.0%

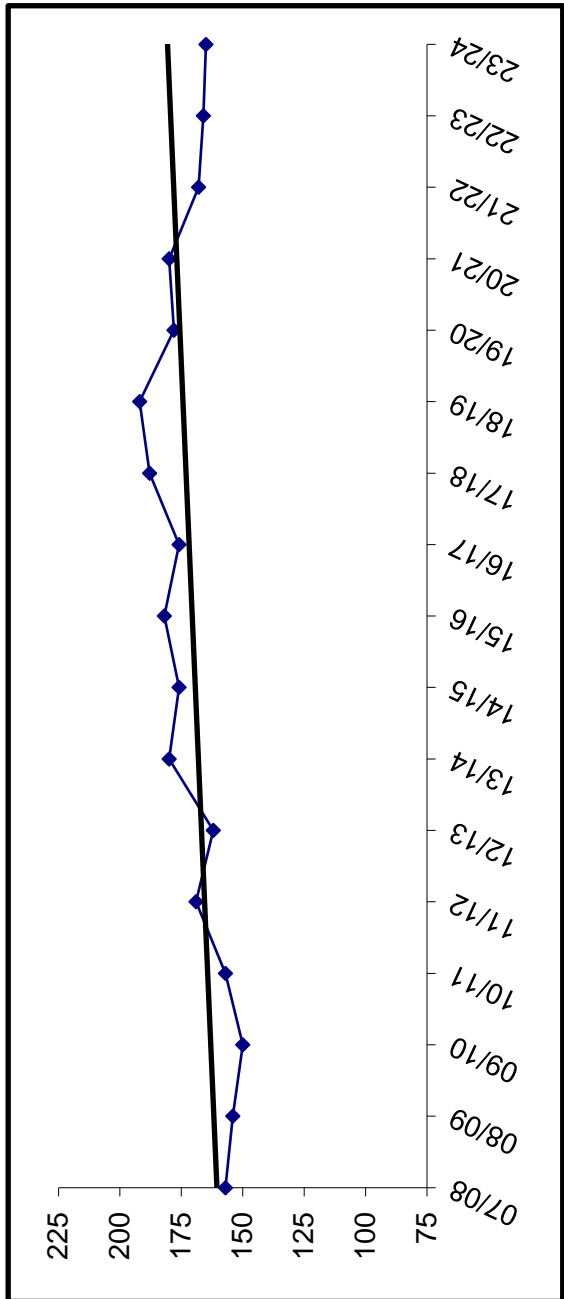
Actual
Projected



Building Capacity	125
# enrolled and % of capacity	
Actual FY19	31
Projected FY20	30
Projected FY21	31
	25%
	24%
	25%

Tustumena

YEAR	PRE-K	K	1	2	3	4	5	6	7	8	9	10	11	12	TOTAL	# Change	% Change
07/08		17	22	22	22	23	21	30							157		
08/09		19	20	25	21	23	22	24							154	-3	-1.9%
09/10		26	22	18	25	18	19	22							150	-4	-2.6%
10/11	10	20	21	19	20	26	22	19							157	7	4.7%
11/12	10	23	27	20	20	19	29	21							169	12	7.6%
12/13	10	25	21	21	23	20	18	24							162	-7	-4.1%
13/14	12	24	29	24	21	23	25	22							180	18	11.1%
14/15	10	31	24	23	23	21	18	26							176	-4	-2.2%
15/16	11	19	36	23	24	27	24	18							182	6	3.4%
16/17	9	17	24	34	23	29	22	18							176	-6	-3.3%
17/18	11	23	19	22	33	27	27	26							188	12	6.8%
18/19	10	23	25	22	25	33	21	33							192	4	2.1%
19/20		22	25	26	24	25	35	21							178	-14	-7.3%
20/21		23	22	25	26	24	25	35							180	2	1.1%
21/22		23	23	22	25	26	24	25							168	-12	-6.7%
22/23		23	23	23	22	25	26	24							166	-2	-1.2%
23/24		23	23	23	23	22	25	26							165	-1	-0.6%

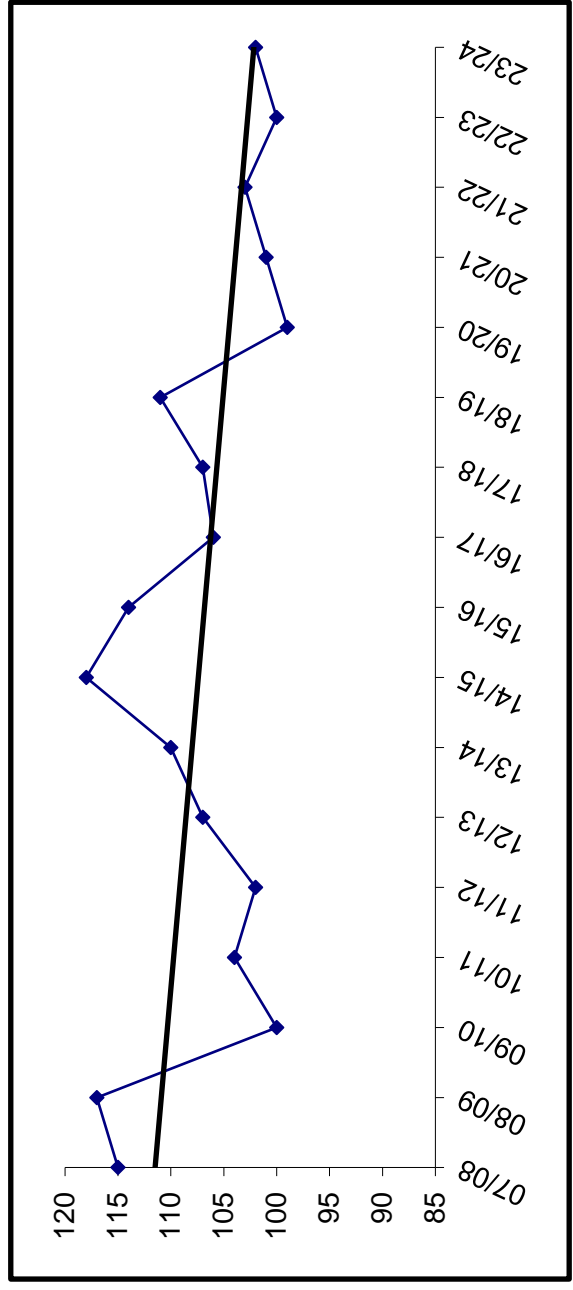


Building Capacity	400
# enrolled and % of capacity	
Actual	Projected
FY19	FY20
192	178
48%	45%
	FY21
	180
	45%

Voznesenka

YEAR	PRE-K	K	1	2	3	4	5	6	7	8	9	10	11	12	TOTAL	# Change	% Change
07/08		3	11	9	5	8	10	10	14	13	13	7	7	5	115		
08/09		4	4	10	9	5	8	11	11	13	13	12	8	9	117	2	1.7%
09/10		6	4	2	8	8	5	9	10	8	12	10	9	9	100	-17	-14.5%
10/11	6	5	5	5	3	8	8	5	12	11	8	11	10	7	104	4	4.0%
11/12		9	5	5	4	3	8	10	8	12	10	7	12	9	102	-2	-1.9%
12/13	9	3	8	5	5	4	4	9	13	8	12	10	6	11	107	5	4.9%
13/14	6	11	3	8	5	7	5	5	11	13	8	11	10	7	110	3	2.8%
14/15	6	6	13	5	11	4	10	4	7	11	12	8	11	10	118	8	7.3%
15/16	10	7	6	12	5	12	5	10	5	8	11	11	5	7	114	-4	-3.4%
16/17	8	9	5	6	10	5	11	4	10	5	7	10	11	5	106	-8	-7.0%
17/18	10	7	9	5	6	9	5	12	5	10	5	5	9	10	107	1	0.9%
18/19	10	9	8	8	5	6	10	5	11	6	12	6	6	9	111	4	3.7%
19/20		8	9	8	8	5	6	10	5	11	6	11	6	6	99	-12	-10.8%
20/21		8	8	9	8	8	5	6	10	5	11	6	11	6	101	2	2.0%
21/22		8	8	8	8	8	8	5	6	10	5	11	6	11	103	2	2.0%
22/23		8	8	8	8	9	8	8	5	6	10	5	11	6	100	-3	-2.9%
23/24		8	8	8	8	8	9	8	8	5	6	10	5	11	102	2	2.0%

Actual
Projected

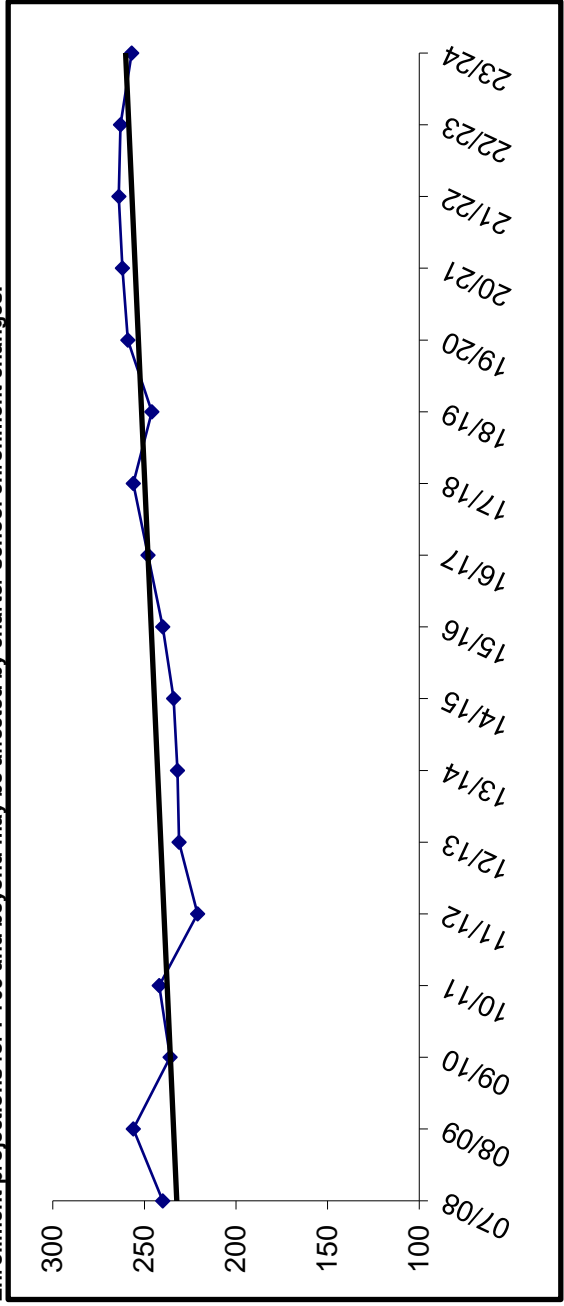


Building Capacity	150
# enrolled and % of capacity	
Actual FY19	111
Projected FY20	99
Projected FY21	101
	74%
	66%
	67%

West Homer

YEAR	PRE-K	K	1	2	3	4	5	6	7	8	9	10	11	12	TOTAL	# Change	% Change
07/08					59	63	62	56							240		
08/09					66	60	59	71							256	16	6.7%
09/10					57	59	62	58							236	-20	-7.8%
10/11					68	60	52	62							242	6	2.5%
11/12					51	64	52	54							221	-21	-8.7%
12/13					61	55	63	52							231	10	4.5%
13/14					58	56	55	63							232	1	0.4%
14/15					57	61	60	56							234	2	0.9%
15/16					55	61	61	63							240	6	2.6%
16/17					64	54	65	65							248	8	3.3%
17/18					73	63	55	65							256	8	3.2%
18/19					62	65	62	57							246	-10	-3.9%
19/20					69	63	65	62							259	13	5.3%
20/21					65	69	63	65							262	3	1.2%
21/22					67	65	69	63							264	2	0.8%
22/23					62	67	65	69							263	-1	-0.4%
23/24					63	62	67	65							257	-6	-2.3%

Enrollment projections for FY09 and beyond may be affected by charter school enrollment changes.



Building Capacity	450
# enrolled and % of capacity	
Actual FY19*	309
Projected FY20*	327
Projected FY21*	323
	69%
	73%
	72%

* Number Enrolled includes students at West Homer and Fireweed Academy Fireweed Academy K-2 is housed at separate location.

Page is intentionally left blank.

Projected Enrollments

FY20 Enrollment Projection

	FY20											FY19 on 10-18-18		FY19 on 10-18-18						
	Pre-K	K	1	2	3	4	5	6	7	8	9	10	11	12	Projection	W/Presch	Difference	WO/Presch	Difference	
Aurora Borealis Charter	0	24	24	24	22	22	24	20	18	15	0	0	0	0	193	194	(1)	194	(1)	
Chapman	0	14	13	20	14	15	11	16	9	12	0	0	0	0	124	136	(12)	122	2	
Connections	0	38	37	43	42	63	60	46	71	59	59	62	73	100	753	805	(52)	805	(52)	
Cooper Landing	0	1	1	3	2	2	0	2	0	2	1	0	1	0	15	14	1	14	1	
Fireweed Academy Charter	0	17	17	17	16	16	13	23	0	0	0	0	0	0	119	115	4	115	4	
Greatland Adventure Academy	0	0	0	0	0	0	0	0	0	0	0	0	0	0	0	0	0	0	0	
Homer Flex	0	0	0	0	0	0	0	0	0	0	2	5	10	15	32	39	(7)	39	(7)	
Homer High	0	0	0	0	0	0	0	0	0	0	108	101	104	87	400	389	11	389	11	
Homer Middle	0	0	0	0	0	0	0	0	84	98	0	0	0	0	182	194	(12)	194	(12)	
Hope	0	3	1	3	1	0	1	1	2	1	3	1	0	1	18	17	1	17	1	
Kachemak Selo	0	3	3	4	3	2	0	4	1	3	4	4	6	3	40	43	(3)	43	(3)	
Kaleidoscope Charter	0	40	44	44	43	44	45	0	0	0	0	0	0	0	260	258	2	258	2	
K-Beach	0	62	69	62	51	68	51	59	0	0	0	0	0	0	422	414	8	410	12	
Kenai Alternative	0	0	0	0	0	0	0	0	0	0	1	4	18	42	65	74	(9)	60	5	
Kenai Central High	0	0	0	0	0	0	0	0	0	0	123	127	127	103	480	463	17	463	17	
Kenai Middle	0	0	0	0	0	0	0	118	137	106	0	0	0	0	361	366	(5)	366	(5)	
Marathon	0	0	0	0	0	0	0	0	0	1	1	2	3	3	10	12	(2)	12	(2)	
McNeil Canyon	0	17	18	17	13	17	19	16	0	0	0	0	0	0	117	117	0	117	0	
Moose Pass	0	2	4	3	1	2	3	3	0	1	0	0	0	0	19	17	2	17	2	
Mountain View	0	76	66	81	81	75	90	0	0	0	0	0	0	0	469	488	(19)	468	1	
Nanwalek	0	3	8	7	6	4	5	3	5	8	9	7	5	6	76	75	1	75	1	
Nikiski Middle/Senior	0	0	0	0	0	0	0	54	55	63	47	55	47	50	371	359	12	359	12	
Nikiski North Star	0	45	44	42	54	62	61	0	0	0	0	0	0	0	308	337	(29)	315	(7)	
Nikolaevsk	0	3	4	6	6	4	8	5	6	4	7	10	5	10	78	77	1	77	1	
Nimlichik	0	7	11	6	3	12	7	9	8	7	6	10	12	9	107	114	(7)	106	1	
Paul Banks	0	62	67	65	0	0	0	0	0	0	0	0	0	0	194	232	(38)	201	(7)	
Port Graham	0	4	6	1	3	4	3	3	3	2	3	2	2	2	38	37	1	37	1	
Razdolna	0	7	7	5	9	8	7	2	14	4	10	12	8	3	96	94	2	94	2	
Redoubt	0	47	39	49	51	40	46	48	0	0	0	0	0	0	320	337	(17)	319	1	
River City Academy	0	0	0	0	0	0	0	13	12	10	10	10	15	10	70	70	0	70	0	
Seward Elem	0	43	41	55	33	50	50	0	0	0	0	0	0	0	272	304	(32)	277	(5)	
Seward High	0	0	0	0	0	0	0	0	0	0	32	35	46	42	155	157	(2)	157	(2)	
Seward Middle	0	0	0	0	0	0	0	48	51	37	0	0	0	0	136	122	14	122	14	
Skyview Middle	0	0	0	0	0	0	0	0	204	225	0	0	0	0	429	410	19	410	19	
Soldotna Elem	0	30	30	36	32	36	46	42	0	0	0	0	0	0	252	293	(41)	258	(6)	
Soldotna High	0	0	0	0	0	0	0	0	0	0	186	187	179	0	552	532	20	532	20	
Soldotna Montessori Charter	0	21	23	23	26	23	24	25	0	0	0	0	0	0	165	165	0	165	0	
Soldotna Prep	0	0	0	0	0	0	0	0	0	0	186	0	0	0	186	186	0	186	0	
Sterling	0	32	31	27	34	26	20	24	0	0	0	0	0	0	194	214	(20)	192	2	
Susan B English	0	6	3	4	1	3	4	5	1	1	2	1	3	3	37	31	6	31	6	
Tebughna	0	3	0	3	0	1	2	2	7	2	3	3	2	2	30	31	(1)	31	(1)	
Tustumena	0	22	25	26	24	25	35	21	0	0	0	0	0	0	178	192	(14)	182	(4)	
Voznesenka	0	8	9	8	8	5	6	10	5	11	6	11	6	6	99	111	(12)	101	(2)	
West Homer	0	0	0	0	69	63	65	62	0	0	0	0	0	0	259	246	13	246	13	
	0	640	645	684	648	648	692	706	671	694	674	623	648	680	676	8,681	8,881	(200)	8,646	35

FY21 Enrollment Projection

	Pre-K	K	1	2	3	4	5	6	7	8	9	10	11	12	FY21 Projection	FY19 10-18-18	Difference
Aurora Borealis Charter	0	24	24	23	24	24	24	20	20	15	0	0	0	0	198	194	4
Chapman	0	15	14	13	20	14	15	11	16	9	0	0	0	0	127	136	(9)
Connections	0	39	38	37	43	42	63	60	46	71	59	59	62	73	692	805	(113)
Cooper Landing	0	2	1	1	3	2	2	0	2	0	2	1	0	1	17	14	3
Fireweed Academy Charter	0	17	17	17	17	12	22	10	0	0	0	0	0	0	112	115	(3)
Greatland Adventure Academy	0	0	0	0	0	0	0	0	0	0	0	0	0	0	0	0	0
Homer Flex	0	0	0	0	0	0	0	0	0	0	2	2	7	15	26	39	(13)
Homer High	0	0	0	0	0	0	0	0	0	0	110	108	101	104	423	389	34
Homer Middle	0	0	0	0	0	0	0	0	101	84	0	0	0	0	185	194	(9)
Hope	0	2	3	1	3	1	0	1	1	2	1	3	1	0	19	17	2
Kachemak Selo	0	3	3	3	4	3	2	0	4	1	3	4	4	6	40	43	(3)
Kaleidoscope Charter	0	40	44	44	43	44	45	0	0	0	0	0	0	0	260	258	2
K-Beach	0	62	62	69	62	51	68	51	0	0	0	0	0	0	425	414	11
Kenai Alternative	0	0	0	0	0	0	0	0	0	0	1	4	18	42	65	74	(9)
Kenai Central High	0	0	0	0	0	0	0	0	0	0	106	123	127	127	483	463	20
Kenai Middle	0	0	0	0	0	0	0	90	118	137	0	0	0	0	345	366	(21)
Marathon	0	0	0	0	0	0	0	0	0	1	1	2	3	3	10	12	(2)
McNeil Canyon	0	17	17	18	17	13	17	19	0	0	0	0	0	0	118	117	1
Moose Pass	0	3	2	4	3	1	2	3	3	0	0	0	0	0	21	17	4
Mountain View	0	77	76	66	81	81	75	0	0	0	0	0	0	0	456	488	(32)
Nanwalek	0	6	3	8	7	6	4	5	3	5	8	9	7	5	76	75	1
Nikiski Middle/Senior	0	0	0	0	0	0	0	61	54	55	63	47	55	47	382	359	23
Nikiski North Star	0	45	45	44	42	54	62	0	0	0	0	0	0	0	292	337	(45)
Nikolaevsk	0	3	3	4	6	6	4	8	5	6	4	7	10	5	71	77	(6)
Ninilichik	0	7	7	11	6	3	12	7	9	8	7	6	10	12	105	114	(9)
Paul Banks	0	63	62	67	0	0	0	0	0	0	0	0	0	0	192	232	(40)
Port Graham	0	4	4	6	1	3	4	3	3	3	2	3	2	2	40	37	3
Razdolna	0	6	7	7	5	9	8	7	2	14	4	10	12	8	99	94	5
Redoubt	0	47	47	39	49	51	40	46	0	0	0	0	0	0	319	337	(18)
River City Academy	0	0	0	0	0	0	0	0	11	13	12	10	10	15	71	70	1
Seward Elem	0	46	43	41	55	33	50	0	0	0	0	0	0	0	268	304	(36)
Seward High	0	0	0	0	0	0	0	0	0	0	37	32	35	46	150	157	(7)
Seward Middle	0	0	0	0	0	0	0	50	48	51	0	0	0	0	149	122	27
Skyview Middle	0	0	0	0	0	0	0	0	219	204	0	0	0	0	423	410	13
Soldotna Elem	0	34	30	30	36	32	36	46	0	0	0	0	0	0	244	293	(49)
Soldotna High	0	0	0	0	0	0	0	0	0	0	0	186	186	187	559	532	27
Soldotna Montessori Charter	0	21	23	23	26	23	24	25	0	0	0	0	0	0	165	165	0
Soldotna Prep	0	0	0	0	0	0	0	0	0	0	225	0	0	0	225	186	39
Sterling	0	30	32	31	27	34	26	20	0	0	0	0	0	0	200	214	(14)
Susan B English	0	4	6	3	4	1	3	4	5	1	1	2	1	3	38	31	7
Tebughna	0	3	3	0	3	0	1	2	2	7	2	3	3	2	31	31	0
Tustumena	0	23	22	25	26	24	25	35	0	0	0	0	0	0	180	192	(12)
Voznesenka	0	8	8	9	8	8	5	6	10	5	11	6	11	6	101	111	(10)
West Homer	0	0	0	0	65	69	63	65	0	0	0	0	0	0	262	246	16
	0	651	646	644	686	644	702	655	682	692	661	627	665	709	8,664	8,881	(217)

FY22 Enrollment Projection

	Pre-K	K	1	2	3	4	5	6	7	8	9	10	11	12	FY22 Projection	FY19 10-18-18	Difference
Aurora Borealis Charter	0	24	24	23	23	24	24	20	20	15	0	0	0	0	197	194	3
Chapman	0	14	15	14	13	20	14	15	11	16	0	0	0	0	132	136	(4)
Connections	0	40	39	38	37	43	42	63	60	46	71	59	59	62	659	805	(146)
Cooper Landing	0	1	2	1	1	3	2	2	0	2	0	2	1	0	17	14	3
Fireweed Academy Charter	0	17	17	17	17	12	22	10	0	0	0	0	0	0	112	115	(3)
Greatland Adventure Academy	0	0	0	0	0	0	0	0	0	0	0	0	0	0	0	0	0
Homer Flex	0	0	0	0	0	0	0	0	0	0	2	2	7	15	26	39	(13)
Homer High	0	0	0	0	0	0	0	0	0	0	93	110	108	101	412	389	23
Homer Middle	0	0	0	0	0	0	0	0	94	101	0	0	0	0	195	194	1
Hope	0	2	2	1	1	3	1	0	1	1	2	1	3	1	19	17	2
Kachemak Selo	0	3	3	3	3	4	3	2	0	4	1	3	4	4	37	43	(6)
Kaleidoscope Charter	0	40	44	44	43	44	45	0	0	0	0	0	0	0	260	258	2
K-Beach	0	64	62	62	69	62	51	68	0	0	0	0	0	0	438	414	24
Kenai Alternative	0	0	0	0	0	0	0	0	0	0	1	4	18	42	65	74	(9)
Kenai Central High	0	0	0	0	0	0	0	0	0	75	90	118	123	127	493	463	30
Kenai Middle	0	0	0	0	0	0	0	0	0	0	1	2	3	3	283	366	(83)
Marathon	0	17	17	17	18	17	13	17	0	0	0	0	0	0	116	117	(1)
McNeil Canyon	0	3	3	2	4	3	1	2	3	3	0	0	0	0	24	17	7
Moose Pass	0	73	77	76	76	81	81	0	0	0	0	0	0	0	454	488	(34)
Mountain View	0	6	6	3	8	7	6	4	5	3	5	8	9	7	77	75	2
Nanwalek	0	0	0	0	0	0	0	62	61	54	55	63	47	55	397	359	38
Nikiski Middle/Senior	0	45	45	45	44	42	54	0	0	0	0	0	0	0	275	337	(62)
Nikiski North Star	0	3	3	3	4	6	6	4	8	5	6	4	7	10	69	77	(8)
Nikolaevsk	0	8	7	7	11	6	3	12	7	9	8	7	6	10	101	114	(13)
Ninilchik	0	64	63	62	0	0	0	0	0	0	0	0	0	0	189	232	(43)
Paul Banks	0	5	4	4	6	1	3	4	3	3	3	2	3	2	43	37	6
Port Graham	0	7	6	7	7	5	9	8	7	2	14	4	10	12	98	94	4
Razdolna	0	44	47	47	39	49	51	40	0	0	0	0	0	0	317	337	(20)
Redoubt	0	0	0	0	0	0	0	0	11	11	13	12	10	10	67	70	(3)
River City Academy	0	43	46	43	41	55	33	0	0	0	0	0	0	0	261	304	(43)
Seward Elem	0	0	0	0	0	0	0	0	0	0	51	37	32	35	155	157	(2)
Seward High	0	0	0	0	0	0	0	50	50	48	0	0	0	0	148	122	26
Seward Middle	0	0	0	0	0	0	0	0	223	219	0	0	0	0	442	410	32
Skyview Middle	0	31	34	30	30	36	32	36	0	0	0	0	0	0	229	293	(64)
Soldotna Elem	0	0	0	0	0	0	0	0	0	0	0	225	186	186	597	532	65
Soldotna High	0	21	23	23	26	23	24	25	0	0	0	0	0	0	165	165	0
Soldotna Montessori Charter	0	0	0	0	0	0	0	0	0	0	204	0	0	0	204	186	18
Soldotna Prep	0	31	30	32	31	27	34	26	0	0	0	0	0	0	211	214	(3)
Sterling	0	4	4	6	3	4	1	3	4	5	1	1	2	1	39	31	8
Susan B English	0	2	3	3	0	3	0	1	2	2	7	2	3	3	31	31	0
Tebughna	0	23	23	22	25	26	24	25	0	0	0	0	0	0	168	192	(24)
Tustumena	0	8	8	8	9	8	8	5	6	10	5	11	6	11	103	111	(8)
Voznesenka	0	0	0	0	67	65	69	63	0	0	0	0	0	0	264	246	18
West Homer	0	643	657	643	656	679	656	642	666	678	680	665	647	697	8,599	8,881	(282)

FY23 Enrollment Projection

	Pre-K	K	1	2	3	4	5	6	7	8	9	10	11	12	FY23 Projection	FY19 10-18-18	Difference
Aurora Borealis Charter	0	24	24	23	23	24	24	20	20	15	0	0	0	0	197	194	3
Chapman	0	14	14	15	14	13	20	14	15	11	0	0	0	0	130	136	(6)
Connections	0	41	40	39	38	37	43	42	63	60	46	71	59	59	638	805	(167)
Cooper Landing	0	1	1	2	1	1	3	2	2	0	2	0	2	1	18	14	4
Fireweed Academy Charter	0	17	17	17	17	12	22	10	0	0	0	0	0	0	112	115	(3)
Greatland Adventure Academy	0	0	0	0	0	0	0	0	0	0	0	0	0	0	0	0	0
Homer Flex	0	0	0	0	0	0	0	0	0	0	2	2	7	15	26	39	(13)
Homer High	0	0	0	0	0	0	0	0	0	0	117	93	110	108	428	389	39
Homer Middle	0	0	0	0	0	0	0	0	90	94	0	0	0	0	184	194	(10)
Hope	0	2	2	1	1	1	3	1	0	1	1	2	1	3	19	17	2
Kachemak Selo	0	3	3	3	3	3	4	3	2	0	4	1	3	4	36	43	(7)
Kaleidoscope Charter	0	40	44	44	43	44	45	0	0	0	0	0	0	0	260	258	2
K-Beach	0	63	64	62	62	69	62	51	0	0	0	0	0	0	433	414	19
Kenai Alternative	0	0	0	0	0	0	0	0	0	0	1	4	18	42	65	74	(9)
Kenai Central High	0	0	0	0	0	0	0	0	0	0	118	137	106	123	484	463	21
Kenai Middle	0	0	0	0	0	0	0	81	75	90	0	0	0	0	246	366	(120)
Marathon	0	0	0	0	0	0	0	0	0	1	1	2	3	3	10	12	(2)
McNeil Canyon	0	17	17	17	17	18	17	13	0	0	0	0	0	0	116	117	(1)
Moose Pass	0	3	3	3	2	4	3	1	2	3	0	0	0	0	24	17	7
Mountain View	0	75	73	77	76	66	81	0	0	0	0	0	0	0	448	488	(40)
Nanwalek	0	5	6	6	3	8	7	6	4	5	3	5	8	9	75	75	0
Nikiski Middle/Senior	0	0	0	0	0	0	0	0	54	62	61	54	55	63	396	359	37
Nikiski North Star	0	45	45	45	44	44	42	0	0	0	0	0	0	0	266	337	(71)
Nikolaevsk	0	3	3	3	3	4	6	6	4	8	5	6	4	7	62	77	(15)
Ninilchik	0	7	8	7	7	11	6	3	12	7	9	8	7	6	98	114	(16)
Paul Banks	0	63	64	63	0	0	0	0	0	0	0	0	0	0	190	232	(42)
Port Graham	0	4	5	4	4	6	1	3	4	3	3	3	2	3	45	37	8
Razdolna	0	7	7	6	7	7	5	9	8	7	2	14	4	10	93	94	(1)
Redoubt	0	46	44	47	47	39	49	51	0	0	0	0	0	0	323	337	(14)
River City Academy	0	0	0	0	0	0	0	0	11	11	11	13	12	10	68	70	(2)
Seward Elem	0	44	43	46	43	41	55	0	0	0	0	0	0	0	272	304	(32)
Seward High	0	0	0	0	0	0	0	0	0	0	48	51	37	32	168	157	11
Seward Middle	0	0	0	0	0	0	0	0	33	50	0	0	0	0	133	122	11
Skyview Middle	0	0	0	0	0	0	0	0	220	223	0	0	0	0	443	410	33
Soldotna Elem	0	32	31	34	30	30	36	32	0	0	0	0	0	0	225	293	(68)
Soldotna High	0	0	0	0	0	0	0	0	0	0	0	204	225	186	615	532	83
Soldotna Montessori Charter	0	21	23	23	26	23	24	25	0	0	0	0	0	0	165	165	0
Soldotna Prep	0	0	0	0	0	0	0	0	0	0	219	0	0	0	219	186	33
Sterling	0	31	31	30	32	31	27	34	0	0	0	0	0	0	216	214	2
Susan B English	0	5	4	4	6	3	4	1	3	4	5	1	1	2	43	31	12
Tebughna	0	3	2	3	3	0	3	0	1	2	2	7	2	3	31	31	0
Tustumena	0	23	23	23	22	25	26	24	0	0	0	0	0	0	166	192	(26)
Voznesenka	0	8	8	8	8	9	8	8	5	6	10	5	11	6	100	111	(11)
West Homer	0	0	0	0	62	67	65	69	0	0	0	0	0	0	263	246	17
	0	647	649	655	645	640	691	596	653	662	663	684	685	679	8,549	8,881	(332)

FY24 Enrollment Projection

	Pre-K	K	1	2	3	4	5	6	7	8	9	10	11	12	FY24 Projection	FY19 Projection 10-18-18	Difference
Aurora Borealis Charter	0	24	24	23	23	24	24	20	20	15	0	0	0	0	197	194	3
Chapman	0	14	14	14	15	14	13	20	14	15	0	0	0	0	133	136	(3)
Connections	0	42	41	40	39	38	37	43	42	63	60	46	71	59	621	805	(184)
Cooper Landing	0	1	1	1	2	1	1	3	2	2	0	2	0	2	18	14	4
Fireweed Academy Charter	0	17	17	17	17	12	22	10	0	0	0	0	0	0	112	115	(3)
Greatland Adventure Academy	0	0	0	0	0	0	0	0	0	0	0	0	0	0	0	0	0
Homer Flex	0	0	0	0	0	0	0	0	0	0	2	2	7	15	26	39	(13)
Homer High	0	0	0	0	0	0	0	0	0	0	105	117	93	110	425	389	36
Homer Middle	0	0	0	0	0	0	0	0	92	90	0	0	0	0	182	194	(12)
Hope	0	2	2	1	1	1	1	3	1	0	1	1	2	1	17	17	0
Kachemak Selo	0	3	3	3	3	3	3	4	3	2	0	4	1	3	35	43	(8)
Kaleidoscope Charter	0	40	44	44	43	44	45	0	0	0	0	0	0	0	260	258	2
K-Beach	0	63	63	64	62	62	69	62	0	0	0	0	0	0	445	414	31
Kenai Alternative	0	0	0	0	0	0	0	0	0	0	1	4	18	42	65	74	(9)
Kenai Central High	0	0	0	0	0	0	0	0	0	0	90	118	137	106	451	463	(12)
Kenai Middle	0	0	0	0	0	0	0	81	81	75	0	0	0	0	237	366	(129)
Marathon	0	0	0	0	0	0	0	0	0	1	1	2	3	3	10	12	(2)
McNeil Canyon	0	17	17	17	17	17	18	17	0	0	0	0	0	0	120	117	3
Moose Pass	0	3	3	3	3	3	2	4	3	1	2	0	0	0	24	17	7
Mountain View	0	75	75	73	77	76	66	0	0	0	0	0	0	0	442	488	(46)
Nanwalek	0	6	5	6	6	3	8	7	6	4	5	3	5	8	72	75	(3)
Nikiski Middle/Senior	0	0	0	0	0	0	0	0	42	54	62	61	54	63	391	359	32
Nikiski North Star	0	45	45	45	45	45	44	0	0	0	0	0	0	0	269	337	(68)
Nikolaevsk	0	3	3	3	3	3	3	4	6	6	4	8	5	6	58	77	(19)
Ninilchik	0	7	7	8	7	7	11	6	3	12	7	9	8	7	99	114	(15)
Paul Banks	0	63	63	64	0	0	0	0	0	0	0	0	0	0	190	232	(42)
Port Graham	0	4	4	5	4	4	6	1	3	4	3	3	3	2	46	37	9
Razdolna	0	7	7	7	6	7	7	5	9	8	7	2	14	4	90	94	(4)
Redoubt	0	46	46	44	47	47	39	49	0	0	0	0	0	0	318	337	(19)
River City Academy	0	0	0	0	0	0	0	0	11	11	11	11	13	12	69	70	(1)
Seward Elem	0	44	44	43	46	43	41	0	0	0	0	0	0	0	261	304	(43)
Seward High	0	0	0	0	0	0	0	0	0	0	50	48	51	37	186	157	29
Seward Middle	0	0	0	0	0	0	0	55	33	50	0	0	0	0	138	122	16
Skyview Middle	0	0	0	0	0	0	0	0	217	220	0	0	0	0	437	410	27
Soldotna Elem	0	32	32	31	34	30	30	36	0	0	0	0	0	0	225	293	(68)
Soldotna High	0	0	0	0	0	0	0	0	0	0	0	219	204	225	648	532	116
Soldotna Montessori Charter	0	21	23	23	26	23	24	25	0	0	0	0	0	0	165	165	0
Soldotna Prep	0	0	0	0	0	0	0	0	0	0	223	0	0	0	223	186	37
Sterling	0	31	31	31	30	32	31	27	0	0	0	0	0	0	213	214	(1)
Susan B English	0	4	5	4	4	6	3	4	1	3	4	5	1	1	45	31	14
Tebughna	0	3	3	2	3	3	0	3	0	1	2	2	7	2	31	31	0
Tustumena	0	23	23	23	23	22	25	26	0	0	0	0	0	0	165	192	(27)
Voznesenka	0	8	8	8	8	8	9	8	8	5	6	10	5	11	102	111	(9)
West Homer	0	0	0	0	63	62	67	65	0	0	0	0	0	0	257	246	11
	0	648	653	647	657	639	652	631	607	649	647	667	704	717	8,518	8,881	(363)

Page is intentionally left blank.

O A S I S

On-line Alaska School Information System

The State Board of Education & Early Development adopted a regulation in 2001 that required the Department of Education & Early Development to assign no later than August 31, 2002, an individual student identification number for each student in the state. To accomplish this, the department has implemented a high security, password protected, web-based system that assigns these numbers. School districts will use this number when they report electronic student information to the department including test scores.

The number will be unique to each student and will not be a Social Security number. The number will enable the department to better analyze student information and make informed policy decisions. Additionally, the number will allow for more accurate reports of school and student performance to the governor, legislature and public.

The student identification number is for department use only and becomes part of a student's school record. The number does not change if a student moves from one Alaska district to another. Beyond its use by the department for data analysis purposes, the student identification number has no other purpose or significance.

What is OASIS?

On-line Alaska School Information System is operated by the Office of Assessments and Student Information in the Division of Teaching and Learning Support. The responsibilities of this office include the collection, analysis and publication of student and education information.

- This information was gathered from the State of Alaska, Department of Education & Early Development website

All school districts in Alaska participate in the so-called "Twenty Day Count" beginning approximately October 1 every year and ending on the fourth Friday of October. Each student is counted at the school where he or she is enrolled and the numbers are forwarded to the state for verification. Through the use of the unique student identification numbers, districts are able to determine which students are "theirs" and which students have transferred to other districts or out of state. Once the counts are verified for actual students, the amount of time they are enrolled in school (full-time, part-time) is calculated by grade at each school in each district. Since the calculations include part-time students, they rarely add up to whole numbers and comparison of OASIS numbers with enrollment projections is problematic. For that reason, the OASIS calculations are reported separately with a comparison to current enrollment figures.

FY04 is the first year that OASIS numbers are available broken down by grade at each school. Previously, they were only available as a school total.

FY18 OASIS to FY18 Enrollment

	Pre K	K	1	2	3	4	5	6	7	8	9	10	11	12	Total OASIS	FY18 on 10/27/17	Difference
Aurora Borealis	0.00	23.00	23.00	23.00	25.00	24.00	25.00	22.00	20.00	12.00	0.00	0.00	0.00	0.00	197.00	197.00	0.00
Chapman	1.39	19.95	17.60	12.25	13.85	17.55	10.65	16.00	13.40	8.00	0.00	0.00	0.00	0.00	130.64	136.00	(5.36)
Connections	0.00	45.80	48.30	48.60	57.50	46.35	60.80	50.23	48.50	59.03	50.58	66.59	71.21	71.35	724.84	772.00	(47.16)
Cooper Landing	0.00	4.00	1.00	3.00	1.00	1.00	2.00	2.00	1.00	0.00	1.00	0.00	0.00	0.00	15.00	15.00	0.00
Fireweed Academy	0.00	18.00	18.00	18.60	12.00	25.00	10.45	21.00	0.00	0.00	0.00	0.00	0.00	0.00	123.05	124.00	(0.95)
Homer Flex	0.00	0.00	0.00	0.00	0.00	0.00	0.00	0.00	0.00	0.00	3.80	5.00	7.00	14.00	29.80	30.00	(0.20)
Homer High	0.00	0.00	0.00	0.00	0.00	0.00	0.00	0.00	0.00	0.00	109.54	99.75	104.05	82.75	396.09	390.00	6.09
Homer Middle	0.00	0.00	0.00	0.00	0.00	0.00	0.00	0.00	92.75	96.10	0.00	0.00	0.00	0.00	188.85	186.00	2.85
Hope	0.00	3.00	2.00	0.00	1.00	1.00	2.00	2.00	2.00	2.00	0.00	1.00	1.00	0.00	17.00	17.00	0.00
Kachemak Selo	0.00	3.00	3.00	1.00	0.00	5.00	1.00	3.00	5.00	5.00	6.56	3.00	5.00	5.75	46.31	45.00	1.31
Kaleidoscope Charter	0.00	40.00	43.00	42.00	45.80	46.00	43.00	0.00	0.00	0.00	0.00	0.00	0.00	0.00	259.80	259.00	0.80
K-Beach	2.00	55.25	55.55	66.00	43.60	59.25	52.75	56.00	0.00	0.00	0.00	0.00	0.00	0.00	390.40	395.00	(4.60)
Kenai Alternative	6.53	0.00	0.00	0.00	0.00	0.00	0.00	0.00	0.00	0.00	1.00	3.00	15.35	43.55	69.43	82.00	(12.57)
Kenai Central High	0.00	0.00	0.00	0.00	0.00	0.00	0.00	0.00	0.00	0.00	141.00	112.11	122.49	82.00	457.60	450.00	7.60
Kenai Middle	0.00	0.00	0.00	0.00	0.00	0.00	108.40	122.75	115.12	0.00	0.00	0.00	0.00	0.00	346.27	344.00	2.27
Marathon	0.00	0.00	0.00	0.00	0.00	0.00	0.00	0.00	0.00	1.00	0.80	1.45	1.20	5.55	10.00	4.00	6.00
McNeil Canyon	0.00	17.00	15.00	16.00	16.00	16.00	21.00	22.00	0.00	0.00	0.00	0.00	0.00	0.00	123.00	124.00	(1.00)
Moose Pass	0.00	2.95	0.00	3.00	3.00	2.00	1.00	2.00	0.00	0.00	0.00	0.00	0.00	0.00	13.95	14.00	(0.05)
Mountain View	3.48	88.35	81.70	70.90	76.70	68.50	76.19	0.00	0.00	0.00	0.00	0.00	0.00	0.00	465.82	484.00	(18.18)
Nanwalek	0.50	6.00	6.00	4.00	6.00	4.00	7.00	9.75	11.00	7.35	5.00	4.60	4.00	2.00	77.20	76.00	1.20
Nikiski Middle/Senior	0.00	0.00	0.00	0.00	0.00	0.00	0.00	64.00	44.00	57.35	52.00	50.00	50.55	44.95	362.85	358.00	4.85
Nikiski North Star	0.25	48.00	54.25	59.65	68.00	57.65	61.00	0.00	0.00	0.00	0.00	0.00	0.00	0.00	348.80	367.00	(18.20)
Nikolaevsk	0.00	4.00	5.00	5.75	6.00	5.50	4.00	4.60	5.00	10.00	6.00	11.00	3.00	8.00	77.85	76.00	1.85
Ninitchik	1.00	4.00	2.00	11.00	7.00	8.55	5.60	9.45	7.00	11.00	9.00	10.00	6.90	8.00	100.50	109.00	(8.50)
Paul Banks	5.50	60.00	66.45	56.45	0.00	0.00	0.00	0.00	0.00	0.00	0.00	0.00	0.00	0.00	188.40	215.00	(26.60)
Port Graham	0.00	1.00	3.00	4.00	3.00	3.00	3.00	3.00	4.00	2.00	2.00	2.00	1.00	2.00	33.00	33.00	0.00
Razdolna	0.25	5.00	9.00	7.00	8.00	4.00	13.00	5.00	9.00	11.00	7.50	4.00	8.00	0.00	90.75	90.00	0.75
Redoubt	1.00	55.00	49.00	44.00	42.50	48.00	53.00	46.65	0.00	0.00	0.00	0.00	0.00	0.00	339.15	358.00	(18.85)
River City Academy	0.00	0.00	0.00	0.00	0.00	0.00	0.00	0.00	12.50	12.00	16.00	16.35	17.00	9.00	82.85	81.00	1.85
Seward Elem	2.24	52.35	35.00	47.80	46.00	47.00	48.15	0.00	0.00	0.00	0.00	47.25	46.90	43.45	278.54	307.00	(28.46)
Seward High	0.00	0.00	0.00	0.00	0.00	0.00	0.00	0.00	0.00	0.00	0.00	0.00	0.00	0.00	181.85	180.00	1.85
Seward Middle	0.00	0.00	0.00	0.00	0.00	0.00	0.00	42.49	36.00	40.35	0.00	0.00	0.00	0.00	118.84	114.00	4.84
Skyview Middle	0.00	0.00	0.00	0.00	0.00	0.00	0.00	0.00	204.10	198.95	0.00	0.00	0.00	0.00	403.05	403.00	0.05
Soldotna Elem	10.39	42.00	34.30	40.20	45.00	41.35	37.25	47.45	0.00	0.00	0.00	0.00	0.00	0.00	297.94	317.00	(19.06)
Soldotna High	0.00	0.00	0.00	0.00	0.00	0.00	0.00	0.00	0.00	0.00	0.00	209.70	173.85	176.55	560.10	546.00	14.10
Soldotna Montessori Charter	0.00	23.00	23.00	27.00	22.00	25.00	28.00	19.00	0.00	0.00	0.00	0.00	0.00	0.00	167.00	167.00	0.00
Soldotna Prep	0.00	0.00	0.00	0.00	0.00	0.00	0.00	0.00	0.00	0.00	195.47	0.00	0.00	0.00	195.47	190.00	5.47
Sterling	0.50	30.10	31.70	28.00	21.25	28.00	35.25	36.00	0.00	0.00	0.00	0.00	0.00	0.00	210.80	227.00	(16.20)
Susan B English	0.00	3.00	1.00	3.00	5.00	6.00	0.04	1.73	3.00	2.00	3.00	4.00	1.70	1.00	34.47	33.00	1.47
Tebughna	0.00	5.00	1.00	1.00	1.00	4.00	6.00	2.00	2.00	2.00	1.25	2.00	0.00	1.00	28.25	29.00	(0.75)
Tustumena	0.32	22.75	19.00	22.00	33.70	26.25	27.00	26.00	0.00	0.00	0.00	0.00	0.00	0.00	177.02	188.00	(10.98)
Voznesenka	0.00	7.00	9.00	5.00	6.00	9.00	5.00	12.00	5.00	10.00	5.00	5.00	9.00	10.00	97.00	107.00	(10.00)
West Homer	0.00	0.00	0.00	0.00	73.00	63.00	54.45	64.75	0.00	0.00	0.00	0.00	0.00	0.00	255.20	256.00	(0.80)
	35.35	688.50	656.85	670.20	688.90	691.95	692.58	698.50	648.00	662.25	663.75	657.45	646.55	610.90	8,711.73	8,895.00	(183.27)

FY17 OASIS to FY17 Enrollment

	Pre K	K	1	2	3	4	5	6	7	8	9	10	11	12	Total OASIS	FY17 on 10/28/16	Difference
Aurora Borealis	0.00	24.00	24.00	25.00	23.70	24.00	22.00	21.00	15.00	15.00	0.00	0.00	0.00	0.00	193.70	194.00	(0.30)
Chapman	0.50	18.60	15.25	12.60	16.00	12.00	11.00	8.25	7.80	7.80	0.00	0.00	0.00	0.00	114.00	134.00	(20.00)
Connections	0.00	50.78	46.08	59.00	50.73	56.96	53.50	51.32	61.51	48.77	62.70	56.13	60.55	96.00	754.03	811.00	(56.97)
Cooper Landing	0.00	3.00	3.00	3.00	2.00	2.00	3.00	1.00	0.00	1.00	0.00	0.00	0.00	0.00	18.00	18.00	0.00
Fireweed Academy	0.00	20.65	15.00	10.50	21.00	10.00	15.60	12.25	0.00	0.00	0.00	0.00	0.00	0.00	105.00	106.00	(1.00)
Homer Flex	0.00	0.00	0.00	0.00	0.00	0.00	0.00	0.00	0.00	0.00	7.00	6.00	8.90	15.70	37.60	38.00	(0.40)
Homer High	0.00	0.00	0.00	0.00	0.00	0.00	0.00	0.00	92.15	102.76	104.75	108.60	93.19	74.75	381.29	373.00	8.29
Homer Middle	0.00	2.00	1.00	1.00	1.00	2.00	3.00	1.00	2.00	2.00	1.00	2.00	0.00	1.00	194.91	187.00	7.91
Hope	0.00	3.00	1.00	0.00	5.00	2.00	3.00	6.00	5.00	7.00	3.00	6.00	5.00	2.00	48.00	48.00	0.00
Kachemak Selo	0.00	35.00	44.00	43.85	44.00	44.00	43.00	0.00	0.00	0.00	0.00	0.00	0.00	0.00	253.85	254.00	(0.15)
Kaleidoscope Charter	1.38	67.00	72.85	49.85	57.60	51.95	54.85	52.40	0.00	0.00	0.00	0.00	0.00	0.00	407.88	407.00	0.88
K-Beach	3.50	0.00	0.00	0.00	0.00	0.00	0.00	0.00	0.00	0.00	0.00	4.00	10.65	52.60	70.75	80.00	(9.25)
Kenai Alternative	0.00	0.00	0.00	0.00	0.00	0.00	0.00	0.00	0.00	0.00	111.10	123.30	107.71	115.80	457.91	444.00	13.91
Kenai Central High	0.00	0.00	0.00	0.00	0.00	0.00	0.00	128.03	119.21	128.20	0.00	0.00	0.00	0.00	375.44	374.00	1.44
Kenai Middle	0.00	0.00	0.00	0.00	0.00	0.00	0.00	0.00	1.00	1.00	0.40	3.00	0.00	4.60	10.00	12.00	(2.00)
Marathon	0.25	15.00	19.00	14.00	16.00	18.00	27.25	15.25	0.00	0.00	0.00	0.00	0.00	0.00	124.75	127.00	(2.25)
McNeil Canyon	0.00	0.00	2.00	3.00	2.00	1.00	3.00	0.00	0.00	0.00	0.00	0.00	0.00	0.00	11.00	11.00	0.00
Moose Pass	2.59	75.55	73.00	74.80	61.55	77.33	53.75	0.00	0.00	0.00	0.00	0.00	0.00	0.00	418.57	431.00	(12.43)
Mountain View	0.00	9.00	5.00	6.00	4.00	7.00	9.00	12.00	8.00	6.00	4.00	5.00	4.00	3.75	82.75	79.00	3.75
Nanwalek	0.00	0.00	0.00	0.00	0.00	0.00	0.00	45.65	55.54	55.00	58.15	61.40	43.50	54.40	373.64	364.00	9.64
Nikiski Middle/Senior	0.50	61.60	63.85	71.00	55.00	52.75	56.55	0.00	0.00	0.00	0.00	0.00	0.00	0.00	361.25	378.00	(16.75)
Nikiski North Star	0.00	2.75	5.25	4.00	4.25	3.00	3.25	2.00	8.00	8.00	9.00	3.00	9.00	4.00	65.50	64.00	1.50
Nikolaevsk	0.00	5.00	7.93	7.00	7.70	9.17	4.25	12.00	12.75	11.25	15.25	7.70	10.00	12.50	123.00	125.00	(2.00)
Ninitchik	3.37	62.00	54.30	78.00	0.00	0.00	0.00	0.00	0.00	0.00	0.00	0.00	0.00	0.00	197.67	223.00	(25.33)
Paul Banks	0.25	3.00	4.00	4.00	4.00	3.00	2.00	4.00	2.00	2.00	1.00	2.00	2.25	3.00	36.50	38.00	(1.50)
Port Graham	0.00	9.00	7.00	7.00	4.00	13.00	5.00	9.00	11.00	7.23	4.00	8.50	0.00	2.00	86.73	85.00	1.73
Razdolna	0.25	47.00	42.90	47.90	48.00	51.70	46.65	65.00	0.00	0.00	0.00	0.00	0.00	0.00	349.40	369.00	(19.60)
Redoubt	0.00	0.00	0.00	0.00	0.00	0.00	0.00	0.00	13.00	10.85	16.00	20.00	7.00	14.00	80.85	81.00	(0.15)
River City Academy	1.31	34.00	49.00	48.75	47.95	54.25	47.55	0.00	0.00	0.00	0.00	0.00	0.00	0.00	282.81	304.00	(21.19)
Seward Elem	0.00	0.00	0.00	0.00	0.00	0.00	0.00	0.00	0.00	0.00	52.70	43.80	45.95	46.50	188.95	186.00	2.95
Seward High	0.00	0.00	0.00	0.00	0.00	0.00	0.00	0.00	0.00	0.00	0.00	0.00	0.00	0.00	186.00	186.00	0.00
Seward Middle	0.00	0.00	0.00	0.00	0.00	0.00	0.00	34.00	43.55	48.10	0.00	0.00	0.00	0.00	125.65	122.00	3.65
Skyview Middle	0.00	0.00	0.00	0.00	0.00	0.00	0.00	205.26	208.14	0.00	0.00	0.00	0.00	0.00	413.40	409.00	4.40
Soldotna Elem	9.81	32.73	38.40	44.80	44.80	37.00	44.75	0.00	0.00	0.00	0.00	0.00	0.00	0.00	301.89	330.00	(28.11)
Soldotna High	0.00	0.00	0.00	0.00	0.00	0.00	0.00	0.00	0.00	0.00	0.00	187.68	190.35	176.20	554.23	533.00	21.23
Soldotna Montessori Charter	0.00	23.00	23.90	22.50	23.90	25.28	24.00	22.25	0.00	0.00	0.00	0.00	0.00	0.00	164.83	162.00	2.83
Soldotna Prep	0.00	0.00	0.00	0.00	0.00	0.00	0.00	0.00	0.00	0.00	198.60	0.00	0.00	0.00	198.60	197.00	1.60
Sterling	1.69	33.60	29.00	24.00	27.90	41.00	38.00	22.75	0.00	0.00	0.00	0.00	0.00	0.00	217.94	232.00	(14.06)
Susan B English	0.00	1.00	3.00	3.00	6.00	0.00	1.00	2.00	3.00	3.00	3.00	2.00	2.00	3.00	32.00	32.00	0.00
Tebughna	0.50	4.00	4.00	2.00	4.00	4.00	1.00	3.50	3.00	4.00	1.00	0.00	0.00	1.00	29.00	30.00	(1.00)
Tustumena	0.50	17.00	24.55	34.15	23.70	29.00	23.00	19.00	0.00	0.00	0.00	0.00	0.00	0.00	170.90	176.00	(5.10)
Voznesenka	0.00	9.80	5.50	6.00	10.00	5.00	11.00	4.00	10.00	5.00	7.00	10.25	11.00	5.25	99.80	106.00	(6.20)
West Homer	0.00	0.00	0.00	0.00	0.00	54.80	68.00	65.25	0.00	0.00	0.00	0.00	0.00	0.00	253.86	248.00	5.86
	26.90	669.06	680.76	706.70	681.59	691.19	683.80	666.40	679.22	680.10	659.65	660.36	611.05	688.05	8,784.83	8,939.00	(154.17)

FY16 OASIS to FY16 Enrollment

	Pre K	K	1	2	3	4	5	6	7	8	9	10	11	12	Total OASIS	FY16 on 10/23/15	Difference
Aurora Borealis	0.00	24.00	23.80	22.00	24.00	20.00	20.00	18.00	10.00	10.00	0.00	0.00	0.00	0.00	181.80	182.00	(0.20)
Chapman	0.00	16.20	12.00	16.50	13.00	12.70	9.00	7.75	6.25	6.25	0.00	0.00	0.00	0.00	102.40	110.00	(7.60)
Connections	0.00	46.25	57.05	43.17	46.50	49.25	47.55	48.38	46.96	59.66	53.52	51.68	73.85	102.23	726.05	781.00	(54.95)
Cooper Landing	0.00	3.95	2.00	2.00	0.00	2.00	2.70	0.00	2.00	0.00	0.00	0.00	0.00	0.00	14.65	14.00	0.65
Fireweed Academy	0.00	12.50	10.00	20.00	12.00	15.00	13.00	9.00	0.00	0.00	0.00	0.00	0.00	0.00	91.50	89.00	2.50
Homer Flex	0.00	0.00	0.00	0.00	0.00	0.00	0.00	0.00	0.00	0.00	4.00	7.45	12.00	12.60	36.05	37.00	(0.95)
Homer High	0.00	0.00	0.00	0.00	0.00	0.00	0.00	0.00	98.00	91.15	0.00	0.00	0.00	86.85	369.19	359.00	10.19
Homer Middle	0.00	0.00	1.00	1.00	3.00	2.00	3.00	3.00	1.00	1.00	1.00	0.00	0.00	0.00	16.00	16.00	0.00
Hope	0.00	1.00	1.00	4.00	2.00	3.00	6.00	5.00	7.00	3.00	6.00	5.00	3.00	3.00	49.00	49.00	0.00
Kachemak Selo	0.00	35.25	44.00	44.00	44.00	44.00	44.00	0.00	0.00	0.00	0.00	0.00	0.00	0.00	255.25	255.00	0.25
Kaleidoscope Charter	0.75	73.50	55.00	66.05	56.30	55.25	57.10	54.58	0.00	0.00	0.00	0.00	0.00	0.00	418.53	418.00	0.53
K-Beach	3.30	0.00	0.00	0.00	0.00	0.00	0.00	0.00	0.00	0.00	0.00	1.85	23.80	44.30	73.25	81.00	(7.75)
Kenai Alternative	0.00	0.00	0.00	0.00	0.00	0.00	0.00	0.00	135.33	126.76	135.33	126.76	134.80	108.50	505.39	478.00	27.39
Kenai Central High	0.00	0.00	0.00	0.00	0.00	0.00	0.00	117.25	131.50	129.75	0.00	0.00	0.00	0.00	378.50	369.00	9.50
Kenai Middle	0.00	0.00	0.00	0.00	0.00	0.00	0.00	0.00	0.85	1.75	0.00	4.25	0.95	2.20	10.00	6.00	4.00
Marathon	0.00	0.00	0.00	0.00	0.00	0.00	0.00	0.00	0.00	0.00	0.00	0.00	0.00	0.00	116.00	116.00	0.00
McNeil Canyon	0.00	13.00	14.00	11.00	19.00	21.00	16.00	22.00	0.00	0.00	0.00	0.00	0.00	0.00	10.00	10.00	0.00
Moose Pass	0.00	2.00	2.00	2.00	2.00	2.00	2.00	0.00	0.00	0.00	0.00	0.00	0.00	0.00	10.00	10.00	0.00
Mountain View	2.10	90.45	72.40	69.75	73.40	51.25	71.55	0.00	0.00	0.00	0.00	0.00	0.00	0.00	430.90	451.00	(20.10)
Nanwalek	0.50	5.00	6.00	4.00	7.00	9.00	11.00	8.00	5.00	6.60	4.00	5.00	3.00	3.00	77.10	76.00	1.10
Nikiski Middle/Senior	0.00	0.00	0.00	0.00	0.00	0.00	0.00	49.25	52.00	48.09	62.20	48.10	57.70	51.50	368.84	364.00	4.84
Nikiski North Star	2.50	60.40	70.70	55.30	54.50	57.70	49.50	0.00	0.00	0.00	0.00	0.00	0.00	0.00	350.60	372.00	(21.40)
Nikolaevsk	0.00	3.00	3.00	3.00	2.00	4.00	3.00	9.00	7.00	7.00	3.00	9.00	3.00	10.00	66.00	66.00	0.00
Ninitchik	0.00	6.55	9.25	11.00	8.00	7.00	13.00	16.00	11.00	12.00	11.00	9.00	13.00	12.80	139.60	138.00	1.60
Paul Banks	4.81	49.05	71.25	59.39	0.00	0.00	0.00	0.00	0.00	0.00	0.00	0.00	0.00	0.00	184.50	206.00	(21.50)
Port Graham	0.00	4.00	2.80	3.00	2.80	2.00	3.00	2.00	1.00	1.00	1.00	2.00	1.00	1.00	26.60	25.00	1.60
Razdolha	0.00	6.00	7.00	4.00	14.00	4.00	9.00	9.00	7.75	5.00	9.00	0.00	3.50	3.48	81.73	79.00	2.73
Redoubt	0.25	36.50	41.80	53.45	53.70	46.00	60.05	60.00	0.00	0.00	0.00	0.00	0.00	0.00	351.75	367.00	(15.25)
River City Academy	0.00	0.00	0.00	0.00	0.00	0.00	0.00	8.75	11.40	11.40	19.45	8.05	14.00	12.00	73.65	77.00	(3.35)
Seward Elem	3.45	45.20	50.25	55.13	58.10	47.45	25.75	0.00	0.00	0.00	0.00	43.15	47.00	44.00	285.33	313.00	(27.67)
Seward High	0.00	0.00	0.00	0.00	0.00	0.00	0.00	0.00	0.00	0.00	0.00	0.00	0.00	0.00	177.30	177.00	0.30
Seward Middle	0.00	0.00	0.00	0.00	0.00	0.00	0.00	48.45	47.30	48.75	0.00	0.00	0.00	0.00	144.50	142.00	2.50
Skyview Middle	0.00	0.00	0.00	0.00	0.00	0.00	0.00	211.49	208.50	0.00	0.00	0.00	0.00	0.00	419.99	418.00	1.99
Soldotna Elem	8.86	42.00	43.00	40.70	35.65	54.15	45.00	39.15	0.00	0.00	0.00	191.78	206.25	173.55	308.51	343.00	(34.49)
Soldotna High	0.00	0.00	0.00	0.00	0.00	0.00	0.00	0.00	0.00	0.00	0.00	0.00	0.00	0.00	571.58	560.00	11.58
Soldotna Montessori Charter	0.00	23.00	21.00	23.00	25.00	23.00	24.00	23.00	0.00	0.00	0.00	0.00	0.00	0.00	162.00	162.00	0.00
Soldotna Prep	0.00	0.00	0.00	0.00	0.00	0.00	0.00	0.00	0.00	0.00	190.35	0.00	0.00	0.00	190.35	183.00	7.35
Sterling	1.25	31.65	30.25	31.75	43.25	36.30	23.00	30.30	0.00	0.00	0.00	0.00	0.00	0.00	227.75	238.00	(10.25)
Susan B English	0.00	5.00	3.20	3.00	1.00	2.00	3.00	3.00	3.00	4.00	2.00	4.25	4.20	8.00	45.65	45.00	0.65
Tebughna	0.00	1.00	1.30	5.00	5.00	1.00	4.00	3.00	5.00	5.00	1.00	1.00	3.70	3.00	39.00	40.00	(1.00)
Tustumena	0.36	19.00	35.80	23.55	25.00	28.55	24.55	18.00	0.00	0.00	0.00	0.00	0.00	0.00	174.81	182.00	(7.19)
Voznesenka	0.00	7.00	6.00	12.00	5.00	12.00	5.00	10.00	5.00	8.00	11.00	11.00	5.00	7.25	104.25	114.00	(9.75)
West Homer	0.00	0.00	0.00	0.00	55.50	62.00	61.45	63.65	0.00	0.00	0.00	0.00	0.00	0.00	242.60	240.00	2.60
	28.13	662.45	696.85	688.74	688.70	673.60	655.20	680.01	676.50	667.00	674.75	624.76	681.65	689.26	8,787.60	8,935.00	(147.40)

FY15 OASIS to FY15 Enrollment

	Pre K	K	1	2	3	4	5	6	7	8	9	10	11	12	Total OASIS	FY15 on 10/24/14	Difference
Aurora Borealis	0.25	25.00	22.00	24.00	22.00	21.00	23.00	20.00	13.00	17.00	0.00	0.00	0.00	0.00	187.25	188.00	(0.75)
Chapman	0.00	15.50	15.00	14.25	11.00	10.00	7.00	11.00	6.00	12.00	0.00	0.00	0.00	0.00	101.75	111.00	(9.25)
Connections	0.00	53.74	41.50	49.25	41.43	45.83	44.98	38.25	53.91	45.88	40.41	59.50	82.47	97.80	694.95	767.00	(72.05)
Cooper Landing	0.00	4.00	1.00	0.00	2.00	4.70	0.00	2.00	2.00	1.00	0.00	0.00	1.00	1.00	18.70	18.00	0.70
Fireweed Academy	0.00	11.90	25.85	13.00	17.75	10.00	14.00	10.00	0.00	0.00	0.00	0.00	0.00	0.00	102.50	101.00	1.50
Homer Flex	0.00	0.00	0.00	0.00	0.00	0.00	0.00	0.00	0.00	0.00	3.85	5.00	5.50	17.25	31.60	30.00	1.60
Homer High	0.00	0.00	0.00	0.00	0.00	0.00	0.00	0.00	0.00	0.00	102.29	92.74	93.95	102.85	391.83	380.00	11.83
Homer Middle	0.00	0.00	0.00	0.00	0.00	0.00	0.00	0.00	96.49	100.95	0.00	0.00	0.00	0.00	197.44	194.00	3.44
Hope	0.00	2.00	1.00	3.00	2.00	3.00	3.00	2.00	1.00	2.00	1.00	1.00	0.00	1.00	22.00	22.00	0.00
Kachemak Selo	0.00	2.00	4.00	2.00	4.00	6.00	7.00	7.00	3.00	7.00	6.00	3.00	2.75	5.00	57.75	58.00	(0.25)
Kaleidoscope Charter	0.00	38.00	39.00	40.85	38.00	43.40	41.85	12.00	0.00	0.00	0.00	0.00	0.00	0.00	253.10	254.00	(0.90)
K-Beach	1.59	56.84	62.70	52.00	56.45	52.65	65.00	38.00	0.00	0.00	0.00	0.00	0.00	0.00	385.23	385.00	0.23
Kenai Alternative	5.00	0.00	0.00	0.00	0.00	0.00	0.00	0.00	0.00	0.00	0.00	1.50	15.70	48.70	70.90	73.00	(2.10)
Kenai Central High	0.00	0.00	0.00	0.00	0.00	0.00	0.00	0.00	0.00	0.00	122.50	143.08	115.85	109.16	490.59	469.00	21.59
Kenai Middle	0.00	0.00	0.00	0.00	0.00	0.00	0.00	0.00	125.00	137.25	0.00	0.00	0.00	0.00	381.25	377.00	4.25
Marathon	0.00	0.00	0.00	0.00	0.00	0.00	0.00	0.00	0.00	0.00	1.40	0.00	4.85	3.75	10.00	9.00	1.00
McNeil Canyon	0.00	11.00	12.00	16.00	20.00	13.00	22.00	26.00	0.00	0.00	0.00	0.00	0.00	0.00	120.00	120.00	0.00
Moose Pass	0.00	3.75	2.00	0.00	3.00	2.00	1.00	1.00	0.00	1.00	0.00	0.00	0.00	0.00	13.75	14.00	(0.25)
Mountain View	2.45	69.43	83.15	72.10	57.90	73.42	68.80	0.00	0.00	0.00	0.00	0.00	0.00	0.00	427.25	445.00	(17.75)
Nanwalek	0.50	6.00	4.00	7.00	10.15	10.00	8.00	6.00	7.00	3.50	4.00	3.15	4.00	4.00	77.30	79.00	(1.70)
Nikiski Middle/Senior	0.00	0.00	0.00	0.00	0.00	0.00	0.00	0.00	0.00	0.00	50.56	67.05	57.00	56.00	407.26	399.00	8.26
Nikiski North Star	0.75	69.20	58.85	61.15	56.75	52.75	49.05	0.00	0.00	0.00	0.00	0.00	0.00	0.00	348.50	366.00	(17.50)
Nikolaevsk	0.00	2.00	2.00	2.00	4.00	2.00	10.00	7.00	10.00	2.00	9.00	3.00	8.00	3.00	64.00	64.00	0.00
Ninitchik	0.00	6.53	12.25	9.15	6.83	12.00	15.50	13.00	12.15	14.00	14.25	15.00	15.50	9.74	155.90	150.00	5.90
Paul Banks	3.23	74.25	55.10	50.85	0.00	0.00	0.00	0.00	0.00	0.00	0.00	0.00	0.00	0.00	183.43	203.00	(19.57)
Port Graham	0.00	3.00	5.00	3.00	2.00	4.00	2.00	2.00	1.00	1.00	2.00	1.00	0.00	1.00	27.00	27.00	0.00
Razdolna	0.00	7.00	4.00	14.00	4.00	9.00	10.00	8.00	5.00	9.00	1.00	4.00	4.48	4.00	83.48	83.00	0.48
Redoubt	0.50	43.40	53.95	48.40	54.60	62.40	61.40	76.00	0.00	0.00	0.00	0.00	0.00	0.00	400.65	420.00	(19.35)
River City Academy	0.00	0.00	0.00	0.00	0.00	0.00	0.00	0.00	11.00	23.00	12.00	13.95	13.50	15.00	88.45	87.00	1.45
Seward Elem	1.25	46.40	52.45	55.25	50.80	29.80	43.50	0.00	0.00	0.00	0.00	0.00	0.00	0.00	279.45	305.00	(25.55)
Seward High	0.00	0.00	0.00	0.00	0.00	0.00	0.00	0.00	0.00	0.00	47.00	42.75	41.40	54.20	185.35	183.00	2.35
Seward Middle	0.00	0.00	0.00	0.00	0.00	0.00	0.00	0.00	36.00	38.00	0.00	0.00	0.00	0.00	125.95	128.00	(2.05)
Skyview Middle	0.00	0.00	0.00	0.00	0.00	0.00	0.00	0.00	201.50	188.38	0.00	0.00	0.00	0.00	389.88	384.00	5.88
Soldotna Elem	5.15	52.25	37.30	40.65	46.65	36.00	37.50	34.95	0.00	0.00	0.00	0.00	0.00	0.00	290.45	316.00	(25.55)
Soldotna High	0.00	0.00	0.00	0.00	0.00	0.00	0.00	0.00	0.00	0.00	0.00	217.74	181.45	184.41	583.60	570.00	13.60
Soldotna Montessori Charter	0.00	22.00	21.00	22.00	22.00	20.00	23.28	25.00	0.00	0.00	0.00	0.00	0.00	0.00	155.28	153.00	2.28
Soldotna Prep	0.00	0.00	0.00	0.00	0.00	0.00	0.00	0.00	0.00	0.00	203.15	0.00	0.00	0.00	203.15	198.00	5.15
Sterling	1.00	31.25	31.95	43.35	36.95	29.65	34.25	30.65	0.00	0.00	0.00	0.00	0.00	0.00	239.05	243.00	(3.95)
Susan B English	0.00	1.00	2.00	1.00	2.00	2.00	2.00	3.00	5.00	2.00	5.00	2.00	10.50	3.00	40.50	40.00	0.50
Tebughna	0.00	3.00	5.00	3.00	1.00	3.00	1.25	3.00	4.00	2.00	2.00	2.25	1.00	1.00	31.50	33.00	(1.50)
Tustumena	0.25	31.85	24.65	23.20	22.90	21.00	18.70	26.00	0.00	0.00	0.00	0.00	0.00	0.00	168.55	176.00	(7.45)
Voznesenka	0.00	6.00	13.00	5.00	11.00	4.00	10.00	4.00	7.00	11.00	11.75	8.00	11.00	9.35	111.10	118.00	(6.90)
West Homer	0.00	0.00	0.00	0.00	57.00	59.95	58.95	54.35	0.00	0.00	0.00	0.00	0.00	0.00	230.25	234.00	(3.75)
	21.92	698.29	691.70	675.45	664.16	642.55	678.01	693.20	654.60	682.01	639.16	685.71	669.90	731.21	8,827.87	8,974.00	(146.13)

FY14 OASIS to FY14 Enrollment

	Pre K	K	1	2	3	4	5	6	7	8	9	10	11	12	Total OASIS	FY14 on 10/17/13	Difference
Aurora Borealis	0.00	24.00	23.00	22.00	24.00	24.00	24.00	21.00	18.00	13.05	0.00	0.00	0.00	0.00	193.05	193.00	0.05
Chapman	0.50	20.25	14.45	13.00	12.00	9.20	13.00	6.00	14.00	7.00	0.00	0.00	0.00	0.00	109.40	124.00	(14.60)
Connections	0.00	42.50	53.60	43.00	50.25	51.65	44.85	52.75	58.70	49.76	52.50	69.63	85.32	94.60	749.11	802.00	(52.89)
Cooper Landing	0.00	1.00	1.00	2.00	5.00	0.00	2.00	2.00	1.00	1.00	1.00	0.00	1.00	0.00	17.00	17.00	0.00
Fireweed Academy	0.00	23.95	11.85	23.10	12.95	11.00	12.65	13.00	0.00	0.00	0.00	0.00	0.00	0.00	108.50	108.00	0.50
Homer Flex	0.00	0.00	0.00	0.00	0.00	0.00	0.00	0.00	0.00	0.00	0.00	0.00	0.00	0.00	34.00	33.00	1.00
Homer High	0.00	0.00	0.00	0.00	0.00	0.00	0.00	0.00	0.00	0.00	101.20	101.34	100.77	85.90	389.21	377.00	12.21
Homer Middle	0.00	0.00	0.00	0.00	0.00	0.00	0.00	0.00	92.25	97.30	0.00	0.00	0.00	0.00	189.55	186.00	3.55
Hope	0.25	1.00	3.00	2.00	1.00	2.00	1.00	1.00	1.00	1.00	1.00	1.00	1.00	2.00	17.25	18.00	(0.75)
Kachemak Selo	0.00	4.00	2.00	4.00	6.00	6.00	8.00	4.00	7.00	6.00	4.00	3.00	6.00	3.00	63.00	63.00	0.00
Kaleidoscope Charter	0.00	36.00	35.85	37.00	36.00	36.35	38.00	33.00	0.00	0.00	0.00	0.00	0.00	0.00	252.20	251.00	1.20
K-Beach	1.10	59.00	49.00	62.00	53.00	63.00	48.00	49.65	0.00	0.00	0.00	0.00	0.00	0.00	384.75	389.00	(4.25)
Kenai Alternative	3.93	0.00	0.00	0.00	0.00	0.00	0.00	0.00	0.00	0.00	0.00	3.20	14.50	57.55	79.18	90.00	(10.82)
Kenai Central High	0.00	0.00	0.00	0.00	0.00	0.00	0.00	0.00	0.00	0.00	146.95	136.38	132.30	115.90	531.53	518.00	13.53
Kenai Middle	0.00	0.00	0.00	0.00	0.00	0.00	0.00	94.55	140.50	116.40	0.00	0.00	0.00	0.00	351.45	348.00	3.45
Marathon	0.00	0.00	0.00	0.00	0.00	0.00	0.00	0.00	0.00	0.00	0.75	1.65	0.95	6.65	10.00	6.00	4.00
McNeil Canyon	0.00	13.00	18.00	21.00	14.00	26.00	25.00	14.00	0.00	0.00	0.00	0.00	0.00	0.00	131.00	131.00	0.00
Moose Pass	0.00	2.10	2.00	3.00	3.00	1.00	2.00	3.00	0.00	0.00	0.00	0.00	0.00	0.00	16.10	16.00	0.10
Mountain View	2.69	84.40	75.70	57.30	72.35	58.70	72.60	0.00	0.00	0.00	0.00	0.00	0.00	0.00	423.74	441.00	(17.26)
Nanwalek	0.25	4.80	4.50	10.75	11.00	11.00	4.25	7.00	3.00	5.00	4.00	3.00	3.25	7.00	78.80	78.00	0.80
Nikiski Middle/Senior	0.00	0.00	0.00	0.00	0.00	0.00	0.00	0.00	0.00	52.30	65.50	61.05	60.60	42.00	400.95	397.00	3.95
Nikiski North Star	0.50	55.50	61.00	57.85	55.05	53.00	60.90	0.00	0.00	0.00	0.00	0.00	0.00	0.00	343.80	362.00	(18.20)
Nikolaevsk	0.00	4.00	4.00	4.00	5.00	10.00	7.00	8.00	2.00	9.00	3.00	8.50	4.00	3.60	72.10	72.00	0.10
Ninitchik	0.25	12.50	8.50	8.00	12.30	14.80	9.00	8.25	10.00	11.25	14.00	15.70	9.50	5.25	139.30	139.00	0.30
Paul Banks	2.50	54.20	51.80	56.55	0.00	0.00	0.00	0.00	0.00	0.00	0.00	0.00	0.00	0.00	165.05	190.00	(24.95)
Port Graham	0.00	4.00	3.00	1.00	3.00	1.00	1.00	1.00	1.00	1.00	2.00	1.00	0.00	1.00	20.00	20.00	0.00
Razdolna	0.00	3.00	15.00	4.00	9.00	10.00	8.00	5.00	9.00	1.00	4.00	5.00	4.00	0.00	77.00	77.00	0.00
Redoubt	0.75	55.60	38.00	49.55	59.60	52.00	65.00	53.00	0.00	0.00	0.00	0.00	0.00	0.00	373.50	390.00	(16.50)
River City Academy	0.00	0.00	0.00	0.00	0.00	0.00	0.00	0.00	15.50	11.00	15.60	11.00	10.00	8.35	71.45	70.00	1.45
Seward Elem	1.75	52.15	55.80	51.70	29.00	40.55	46.95	34.65	0.00	0.00	0.00	0.00	0.00	0.00	312.55	338.00	(25.45)
Seward High	0.00	0.00	0.00	0.00	0.00	0.00	0.00	0.00	0.00	0.00	37.65	45.80	54.15	38.15	175.75	175.00	0.75
Seward Middle	0.00	0.00	0.00	0.00	0.00	0.00	0.00	0.00	36.55	45.50	0.00	0.00	0.00	0.00	82.05	81.00	1.05
Skyview	0.00	0.00	0.00	0.00	0.00	0.00	0.00	0.00	0.00	0.00	54.75	63.76	78.50	71.65	268.66	261.00	7.66
Soldotna Elem	5.86	41.90	35.10	42.00	33.15	41.45	30.75	34.00	0.00	0.00	0.00	0.00	0.00	0.00	264.21	295.00	(30.79)
Soldotna High	0.00	0.00	0.00	0.00	0.00	0.00	0.00	0.00	0.00	0.00	172.40	124.40	134.80	108.30	539.90	531.00	8.90
Soldotna Middle	0.00	0.00	0.00	0.00	0.00	0.00	0.00	0.00	182.19	189.85	0.00	0.00	0.00	0.00	372.04	367.00	5.04
Soldotna Montessori Charter	0.00	23.00	24.00	23.00	23.00	24.50	27.00	22.00	0.00	0.00	0.00	0.00	0.00	0.00	166.50	165.00	1.50
Sterling	1.00	25.00	40.00	27.00	25.50	25.00	29.00	27.00	0.00	0.00	0.00	0.00	0.00	0.00	199.50	208.00	(8.50)
Susan B English	0.00	4.00	1.00	2.00	2.00	2.00	3.00	5.00	1.00	5.00	4.00	11.00	4.00	4.00	48.00	48.00	0.00
Tebughna	0.00	4.80	4.30	1.00	3.30	2.00	2.30	7.00	2.00	2.00	4.00	1.00	1.00	1.00	35.70	35.00	0.70
Tustumena	0.59	24.50	28.70	24.00	21.25	23.00	23.95	21.70	0.00	0.00	0.00	0.00	0.00	0.00	167.69	180.00	(12.31)
Voznesenka	0.00	11.00	3.00	8.00	5.00	7.00	5.00	5.00	11.00	13.00	8.00	11.00	9.75	7.00	103.75	110.00	(6.25)
West Homer	0.00	0.00	0.00	0.00	57.40	55.60	55.75	63.50	0.00	0.00	0.00	0.00	0.00	0.00	232.25	232.00	0.25
	21.92	691.15	667.15	659.80	644.10	661.80	669.95	650.05	671.19	636.41	696.30	682.86	731.84	676.00	8,760.52	8,932.00	(171.48)

FY13 OASIS to FY13 Enrollment

	Pre K	K	1	2	3	4	5	6	7	8	9	10	11	12	Total OASIS	FY13 on 10/26/12	Difference
Aurora Borealis	0.00	23.70	21.40	22.00	25.00	24.00	22.00	22.00	18.00	10.05	0.00	0.00	0.00	0.00	188.15	186.00	2.15
Chapman	0.56	14.50	16.25	8.40	10.00	12.50	7.00	12.00	8.84	8.00	0.00	0.00	0.00	0.00	98.05	115.00	(16.95)
Connections	0.00	62.25	41.00	67.20	56.10	56.30	63.25	64.25	61.88	69.51	67.74	65.54	69.35	92.08	836.44	918.00	(81.56)
Cooper Landing	0.00	1.00	2.00	3.50	0.00	2.00	0.05	1.00	1.00	0.00	0.00	1.00	0.00	0.00	11.55	12.00	(0.45)
Fireweed Academy	0.00	9.75	27.00	14.00	11.00	14.50	14.25	19.00	1.00	0.00	0.00	0.00	0.00	0.00	109.50	108.00	1.50
Homer Flex	0.00	0.00	0.00	0.00	0.00	0.00	0.00	0.00	0.00	0.00	4.25	7.40	8.35	8.30	28.30	33.00	(4.70)
Homer High	0.00	0.00	0.00	0.00	0.00	0.00	0.00	0.00	0.00	0.00	104.56	119.21	96.50	86.34	406.62	384.00	22.62
Homer/Middle	0.00	0.00	0.00	0.00	0.00	0.00	0.00	0.00	90.00	93.75	0.00	0.00	0.00	0.00	183.75	182.00	1.75
Hope	0.00	1.90	1.00	1.00	2.00	0.90	1.00	1.00	0.00	1.00	1.00	1.00	3.00	2.00	16.80	17.00	(0.20)
Kachemak Selo	0.00	2.00	4.00	6.00	6.00	9.00	3.00	7.00	6.00	4.00	3.00	7.00	5.00	2.00	64.00	64.00	0.00
Kaleidoscope Charter	0.00	36.15	35.90	36.00	36.00	36.00	41.00	32.00	0.00	0.00	0.00	0.00	0.00	0.00	253.05	252.00	1.05
K-Beach	1.00	49.90	57.65	47.45	64.05	49.00	58.35	46.50	0.00	0.00	0.00	0.00	0.00	0.00	373.90	374.00	(0.10)
Kenai Alternative	3.25	0.00	0.00	0.00	0.00	0.00	0.00	0.00	0.00	0.00	0.00	2.00	26.35	46.63	83.00	83.00	(4.78)
Kenai Central High	0.00	0.00	0.00	0.00	0.00	0.00	0.00	0.00	0.00	0.00	144.10	135.75	128.50	113.90	522.25	511.00	11.25
Kenai Middle	0.00	0.00	0.00	0.00	0.00	0.00	0.00	114.85	110.04	149.39	0.00	0.00	0.00	0.00	374.28	367.00	7.27
Marathon	0.00	0.00	0.00	0.00	0.00	0.00	0.00	0.00	0.00	0.00	1.00	1.00	0.50	7.50	10.00	4.00	6.00
McNeil Canyon	0.00	21.85	19.50	13.00	25.00	24.00	12.00	22.00	0.00	0.00	0.00	0.00	0.00	0.00	137.35	136.00	1.35
Moose Pass	0.00	3.00	4.00	3.00	1.00	2.00	3.00	1.00	0.00	0.00	0.00	0.00	0.00	0.00	17.00	17.00	0.00
Mountain View	1.75	83.85	63.95	72.55	71.85	86.15	73.80	0.00	0.00	0.00	0.00	0.00	0.00	0.00	453.90	468.00	(14.10)
Nanwalek	0.03	4.00	10.00	10.00	11.00	5.00	7.75	3.70	5.00	4.00	5.00	5.00	6.65	3.00	80.13	79.00	1.13
Nikiski Middle/Senior	0.00	0.00	0.00	0.00	0.00	0.00	0.00	61.40	43.00	61.15	65.95	60.50	42.10	54.66	388.76	384.00	4.76
Nikiski North Star	0.50	60.20	55.80	57.20	56.00	54.40	56.10	0.00	0.00	0.00	0.00	0.00	0.00	0.00	340.20	360.00	(19.80)
Nikolaevsk	0.00	3.00	6.00	2.00	9.00	7.00	8.00	2.00	10.00	3.00	9.00	3.00	3.50	5.50	71.00	70.00	1.00
Ninilchik	0.16	7.00	8.00	11.00	13.00	9.00	13.10	10.35	10.00	14.65	17.75	11.43	10.15	8.00	143.59	141.00	2.59
Paul Banks	3.66	54.40	57.25	58.00	0.00	0.00	0.00	0.00	0.00	0.00	0.00	0.00	0.00	0.00	173.31	194.00	(20.69)
Port Graham	0.00	3.00	1.00	3.00	1.00	1.00	1.00	1.00	1.00	2.00	1.00	1.00	2.00	1.00	19.00	19.00	0.00
Razdolna	0.00	14.00	4.00	9.00	10.00	8.00	5.00	9.00	1.00	5.00	3.50	4.00	4.00	1.00	77.50	76.00	1.50
Redoubt	1.00	48.45	54.65	58.25	57.65	64.85	53.00	52.50	0.00	0.00	0.00	0.00	0.00	0.00	390.35	409.00	(18.65)
River City Academy	0.00	0.00	0.00	0.00	0.00	0.00	0.00	0.00	9.45	20.20	18.00	12.90	8.00	7.00	75.55	76.00	(0.45)
Seward Elem	3.25	61.65	46.25	33.25	40.00	48.00	42.30	33.30	0.00	0.00	0.00	0.00	0.00	0.00	308.00	336.00	(28.00)
Seward High	0.00	0.00	0.00	0.00	0.00	0.00	0.00	0.00	0.00	0.00	42.25	50.55	41.45	48.40	182.65	182.00	0.65
Seward Middle	0.00	0.00	0.00	0.00	0.00	0.00	0.00	0.00	42.25	40.00	0.00	0.00	0.00	0.00	82.25	83.00	(0.75)
Skyview	0.00	0.00	0.00	0.00	0.00	0.00	0.00	0.00	0.00	0.00	69.25	96.13	90.30	76.61	332.29	323.00	9.29
Soldotna Elem	5.75	40.25	41.10	35.80	39.70	33.00	33.25	31.25	0.00	0.00	0.00	0.00	0.00	0.00	260.10	293.00	(32.90)
Soldotna High	0.00	0.00	0.00	0.00	0.00	0.00	0.00	0.00	0.00	0.00	119.75	133.00	106.28	128.10	487.13	472.00	15.13
Soldotna Middle	0.00	0.00	0.00	0.00	0.00	0.00	0.00	0.00	193.50	217.75	0.00	0.00	0.00	0.00	411.25	404.00	7.25
Soldotna Montessori Charter	0.00	22.70	23.95	24.70	25.00	26.00	24.00	19.70	0.00	0.00	0.00	0.00	0.00	0.00	166.05	164.00	2.05
Sterling	1.44	28.75	27.55	24.00	23.00	31.30	22.00	17.95	0.00	0.00	0.00	0.00	0.00	0.00	175.99	189.00	(13.01)
Susan B English	0.00	1.00	2.00	2.00	2.00	3.00	5.00	1.00	6.00	2.00	10.25	2.50	4.00	0.00	40.75	40.00	0.75
Tebughna	0.25	5.00	1.00	3.00	3.00	2.00	6.00	3.00	1.00	9.00	2.00	2.00	2.00	0.00	39.25	40.00	(0.75)
Tustumena	0.39	25.00	21.75	21.00	23.75	20.00	18.00	24.95	0.00	0.00	0.00	0.00	0.00	0.00	154.84	162.00	(7.16)
Voznesenka	0.00	3.00	8.00	5.00	5.00	4.00	4.00	9.00	13.00	8.00	12.00	10.00	6.78	11.00	98.78	107.00	(8.22)
West Homer	0.00	0.00	0.00	0.00	61.00	54.25	63.25	51.75	0.00	0.00	0.00	0.00	0.00	0.00	230.25	231.00	(0.75)
	22.99	691.25	661.95	651.30	688.10	687.15	660.45	674.45	630.95	722.45	701.35	731.90	664.75	703.02	8,892.06	9065.00	(172.94)

FY12 OASIS to FY12 Enrollment

	Pre K	K	1	2	3	4	5	6	7	8	9	10	11	12	Total OASIS	FY12 on 10/24/11	Difference
Aurora Borealis	0.00	23.90	23.70	24.00	24.00	23.00	23.00	21.00	17.00	13.70	0.00	0.00	0.00	0.00	193.30	194.00	(0.70)
Chapman	0.00	17.00	13.00	10.00	13.00	8.00	12.85	9.45	7.27	10.26	0.00	0.00	0.00	0.00	100.83	123.00	(22.17)
Connections	0.00	38.00	54.25	51.50	43.25	61.00	61.20	49.16	58.62	75.75	61.03	71.30	87.28	108.50	820.84	901.00	(80.16)
Cooper Landing	0.00	2.00	3.00	0.00	2.00	0.00	1.00	1.00	0.00	0.00	0.00	1.00	0.00	0.00	10.00	10.00	0.00
Fireweed Academy	0.00	25.90	20.70	7.45	17.00	17.00	19.00	23.00	0.00	0.00	0.00	0.00	0.00	0.00	130.05	130.00	0.05
Homer Flex	0.00	0.00	0.00	0.00	0.00	0.00	0.00	0.00	0.00	0.00	1.00	7.50	9.35	17.25	35.10	37.00	(1.90)
Homer High	0.00	0.00	0.00	0.00	0.00	0.00	0.00	0.00	0.00	0.00	116.82	100.88	83.50	106.85	408.05	393.00	15.05
Homer Middle	0.00	0.00	0.00	0.00	0.00	0.00	0.00	0.00	96.80	95.65	0.00	0.00	0.00	0.00	192.45	190.00	2.45
Hope	0.00	1.00	1.00	2.00	0.00	1.00	1.00	0.00	1.00	0.00	1.00	2.00	2.00	0.00	12.00	12.00	0.00
Kachemak Selo	0.00	4.00	6.00	7.00	9.00	3.00	9.00	7.00	4.00	5.00	8.00	4.00	2.00	7.00	75.00	75.00	0.00
Kaleidoscope Charter	0.00	36.60	36.95	34.90	36.00	36.95	42.80	24.40	0.00	0.00	0.00	0.00	0.00	0.00	248.60	248.00	0.60
K-Beach	0.50	50.45	56.25	59.80	51.35	59.60	67.85	58.60	0.00	0.00	0.00	0.00	0.00	0.00	404.40	405.00	(0.60)
Kenai Alternative	7.25	0.00	0.00	0.00	0.00	0.00	0.00	0.00	0.00	0.00	0.00	3.35	19.40	50.43	80.43	92.00	(11.57)
Kenai Central High	0.00	0.00	0.00	0.00	0.00	0.00	0.00	0.00	0.00	0.00	135.90	141.25	128.40	120.30	525.85	514.00	11.85
Kenai Middle	0.00	0.00	0.00	0.00	0.00	0.00	0.00	93.35	143.18	125.20	0.00	0.00	0.00	0.00	361.73	357.00	4.73
Marathon *	0.00	0.00	0.00	0.00	0.00	0.00	0.00	0.00	0.20	0.00	2.00	0.00	0.90	6.90	10.00	5.00	5.00
McNeil Canyon	0.00	18.00	11.00	19.00	24.00	16.00	19.00	19.00	0.00	0.00	0.00	0.00	0.00	0.00	126.00	126.00	0.00
Moose Pass	0.00	3.00	1.00	2.00	2.00	3.00	1.00	4.00	2.00	0.00	0.00	0.00	0.00	0.00	18.00	18.00	0.00
Mountain View	1.75	62.00	82.55	64.35	78.70	74.75	71.20	0.00	0.00	0.00	0.00	0.00	0.00	0.00	435.30	460.00	(24.70)
Nanwalek	0.00	10.00	10.00	8.25	5.00	7.00	6.00	5.00	3.00	4.00	5.65	8.00	3.00	3.35	78.25	78.00	0.25
Nikiski Middle/Senior	0.00	0.00	0.00	0.00	0.00	0.00	0.00	39.20	59.80	67.00	61.30	49.45	67.10	52.93	396.78	392.00	4.78
Nikiski North Star	1.16	63.40	54.10	54.15	57.65	54.95	62.10	0.00	0.00	0.00	0.00	0.00	0.00	0.00	347.51	369.00	(21.49)
Nikolaevsk	0.00	5.00	2.00	9.00	7.00	8.00	2.00	10.00	3.00	10.00	4.00	5.00	5.00	0.00	70.50	70.00	0.50
Nimilchik	0.25	8.00	11.00	15.00	7.00	15.25	12.15	12.10	17.25	16.00	12.85	12.95	11.35	13.50	164.65	161.00	3.65
Paul Banks	2.25	49.00	50.00	61.70	0.00	0.00	0.00	0.00	0.00	0.00	0.00	0.00	0.00	0.00	162.95	169.00	(6.05)
Port Graham	0.00	2.00	4.00	2.00	1.00	1.00	2.00	1.00	2.00	1.00	0.00	1.00	1.00	3.40	21.40	21.00	0.40
Razdolna	0.00	4.00	9.00	10.00	8.00	5.00	9.00	1.00	4.00	5.00	5.00	3.50	1.00	0.00	64.50	63.00	1.50
Redoubt	0.04	58.30	49.30	57.85	57.50	46.25	53.25	48.57	0.00	0.00	0.00	0.00	0.00	0.00	371.06	388.00	(16.94)
River City Academy	0.00	0.00	0.00	0.00	0.00	0.00	0.00	0.00	15.00	15.50	15.25	13.30	8.40	4.00	71.45	73.00	(1.55)
Seward Elem	2.69	45.45	29.45	46.40	43.50	41.00	36.00	35.00	0.00	0.00	0.00	0.00	0.00	0.00	279.49	286.00	(6.51)
Seward High	0.00	0.00	0.00	0.00	0.00	0.00	0.00	0.00	0.00	0.00	50.00	41.80	41.95	43.56	177.31	177.00	0.31
Seward Middle	0.00	0.00	0.00	0.00	0.00	0.00	0.00	0.00	38.37	41.15	0.00	0.00	0.00	0.00	79.52	78.00	1.52
Skyview	0.00	0.00	0.00	0.00	0.00	0.00	0.00	0.00	0.00	0.00	95.60	87.55	89.25	97.25	369.65	363.00	6.65
Soldotna Elem	9.36	48.75	39.10	42.65	38.00	33.15	26.00	33.59	0.00	0.00	0.00	0.00	0.00	0.00	270.60	291.00	(20.40)
Soldotna High	0.00	0.00	0.00	0.00	0.00	0.00	0.00	0.00	0.00	0.00	135.05	119.98	128.12	121.75	504.90	494.00	10.90
Soldotna Middle	0.00	0.00	0.00	0.00	0.00	0.00	0.00	0.00	216.85	185.00	0.00	0.00	0.00	0.00	401.85	401.00	0.85
Soldotna Montessori Charter	0.00	23.00	23.00	24.00	25.25	23.00	23.00	25.00	0.00	0.00	0.00	0.00	0.00	0.00	166.25	165.00	1.25
Spring Creek	0.00	0.00	0.00	0.00	0.00	0.00	0.00	0.00	0.00	0.00	0.00	0.00	0.00	55.00	55.00	0.00	
Sterling	1.57	29.70	26.00	20.25	27.00	20.00	16.70	21.00	0.00	0.00	0.00	0.00	0.00	0.00	162.22	167.00	(4.78)
Susan B English	0.25	3.00	2.00	3.00	3.00	5.00	1.00	6.00	3.00	8.25	3.50	4.00	0.25	1.25	43.50	43.00	0.50
Tebughna	0.50	0.00	3.00	3.00	3.80	6.00	5.00	1.00	8.00	3.00	3.00	1.00	1.35	0.00	38.65	41.00	(2.35)
Tustumena	0.00	23.00	27.00	20.00	20.00	19.00	29.00	21.00	0.00	0.00	0.00	0.00	0.00	0.00	159.00	169.00	(10.00)
Voznesenka	0.00	9.20	5.00	5.20	4.00	3.20	8.00	10.15	7.85	12.00	9.85	7.00	12.00	9.00	102.45	102.00	0.45
West Homer	0.00	0.00	0.00	0.00	50.70	64.50	52.25	54.75	0.00	0.00	0.00	0.00	0.00	0.00	222.20	221.00	1.20
	27.57	663.65	653.35	664.45	658.70	655.60	672.35	634.32	708.19	693.46	726.80	685.81	703.10	822.22	8,969.57	9,083.00	(113.43)

* Name change in FY12

FY11 OASIS to FY11 Enrollment

	Pre K	K	1	2	3	4	5	6	7	8	9	10	11	12	Total OASIS	FY11 on 10/22/10	Difference
Aurora Borealis	0.00	23.00	24.00	23.00	23.00	23.00	20.00	20.00	15.60	11.00	0.00	0.00	0.00	0.00	182.60	183.00	(0.40)
Chapman	0.00	11.01	10.15	13.80	8.75	14.00	8.00	8.00	9.50	6.00	0.00	0.00	0.00	0.00	89.21	101.00	(11.79)
Connections	0.00	64.05	51.10	51.20	58.85	59.95	51.15	58.50	78.10	79.47	61.80	79.51	83.07	111.18	887.93	975.00	(87.07)
Cooper Landing	0.00	3.00	0.00	2.00	1.00	1.00	2.00	0.00	0.00	0.00	0.00	1.00	0.00	0.00	10.00	10.00	0.00
Fireweed Academy	0.00	18.55	10.00	11.00	15.00	16.00	22.00	23.00	0.00	0.00	0.00	0.00	0.00	0.00	115.55	115.00	0.55
Homer Flex	0.00	0.00	0.00	0.00	0.00	0.00	0.00	0.00	0.00	0.00	6.00	3.10	10.20	7.65	26.95	25.00	1.95
Homer High	0.00	0.00	0.00	0.00	0.00	0.00	0.00	0.00	0.00	0.00	98.06	96.41	104.00	86.46	384.93	376.00	8.93
Homer Middle	0.00	0.00	0.00	0.00	0.00	0.00	0.00	101.55	119.50	0.00	0.00	0.00	0.00	0.00	221.05	215.00	6.05
Hope	0.00	0.00	3.00	0.00	2.00	0.00	1.00	1.00	0.00	1.00	1.00	2.00	0.00	3.00	13.00	13.00	0.00
Kachemak Selo	0.00	7.00	10.00	9.00	4.00	9.00	7.70	5.00	6.70	8.00	6.00	3.00	7.00	2.00	84.40	91.00	(6.60)
Kaleidoscope Charter	0.00	36.00	36.50	35.50	36.00	36.00	36.00	30.00	0.00	0.00	0.00	0.00	0.00	0.00	246.00	246.00	0.00
K-Beach	0.00	61.95	59.00	53.75	58.95	67.35	68.25	57.25	0.00	0.00	0.00	0.00	0.00	0.00	426.50	427.00	(0.50)
Kenai Alternative	6.90	0.00	0.00	0.00	0.00	0.00	0.00	0.00	0.00	0.00	148.05	133.40	137.72	93.88	513.05	505.00	(10.99)
Kenai Central High	0.00	0.00	0.00	0.00	0.00	0.00	102.55	136.35	131.95	0.00	0.00	0.00	0.00	0.00	370.85	367.00	3.85
Kenai Middle	0.00	0.00	0.00	0.00	0.00	0.00	0.00	0.00	0.00	0.00	0.00	0.65	3.50	5.85	10.00	4.00	6.00
Marathon *	0.00	0.00	0.00	0.00	0.00	0.00	0.00	0.00	0.00	0.00	0.00	0.00	0.00	0.00	121.45	120.00	1.45
McNeil Canyon	0.00	10.65	19.75	24.50	16.90	18.65	17.00	14.00	0.00	0.00	0.00	0.00	0.00	0.00	15.85	16.00	(0.15)
Moose Pass	0.00	2.00	3.25	2.00	2.00	2.00	3.25	1.35	0.00	0.00	0.00	0.00	0.00	0.00	440.90	453.00	(12.10)
Mountain View	0.00	82.50	68.70	77.45	71.45	79.05	61.75	0.00	0.00	0.00	0.00	0.00	0.00	0.00	79.75	80.00	(0.25)
Nanwalek	0.00	9.80	9.00	6.00	5.00	5.00	5.00	3.95	4.00	7.00	7.00	3.00	2.00	13.00	383.45	370.00	13.45
Nikiski Middle/Senior	0.00	0.00	0.00	0.00	0.00	0.00	0.00	0.00	61.30	68.90	49.40	82.50	57.10	64.25	390.54	417.00	(26.46)
Nikiski North Star	0.00	54.00	52.25	57.05	55.25	57.70	50.30	63.99	0.00	0.00	0.00	0.00	0.00	0.00	70.75	70.00	0.75
Nikolaevsk	0.00	2.00	10.00	5.50	8.00	2.00	10.00	9.00	9.00	3.00	5.25	6.00	1.00	4.00	185.30	186.00	(0.70)
Nimilchik	0.00	13.50	16.65	9.40	19.00	11.00	14.45	19.90	15.45	9.00	16.00	13.90	14.80	12.25	175.59	185.00	(9.41)
Paul Banks	0.00	62.14	63.45	50.00	0.00	0.00	0.00	0.00	0.00	0.00	0.00	0.00	0.00	0.00	20.00	20.00	0.00
Port Graham	0.00	4.00	1.00	1.00	1.00	2.00	1.00	2.00	1.00	1.00	2.00	1.00	2.00	1.00	63.00	63.00	0.00
Razdolna	0.00	7.00	10.00	8.00	5.00	8.00	2.00	4.00	6.00	3.00	6.00	2.00	1.00	1.00	375.38	393.00	(17.62)
Redoubt	0.00	47.48	55.05	52.90	52.45	51.00	44.50	72.00	0.00	0.00	0.00	0.00	0.00	0.00	65.25	64.00	1.25
River City Academy	0.00	0.00	0.00	0.00	0.00	0.00	0.00	0.00	9.25	13.00	13.55	14.45	9.00	6.00	270.83	278.00	(7.17)
Seward Elem	0.00	34.93	42.70	47.25	42.00	31.95	35.00	37.00	0.00	0.00	0.00	0.00	0.00	0.00	166.00	165.00	1.00
Seward High	0.00	0.00	0.00	0.00	0.00	0.00	0.00	0.00	0.00	0.00	43.00	39.00	42.00	42.00	93.80	94.00	(0.20)
Seward Middle	0.00	0.00	0.00	0.00	0.00	0.00	0.00	0.00	45.00	48.80	0.00	0.00	0.00	0.00	339.50	333.00	6.50
Skyview	0.00	0.00	0.00	0.00	0.00	0.00	0.00	0.00	0.00	0.00	87.80	83.70	98.10	69.90	247.73	286.00	(38.27)
Soldotna Elem	0.00	48.53	37.65	40.65	34.75	28.00	32.15	26.00	0.00	0.00	130.55	139.85	123.20	132.35	525.95	508.00	17.95
Soldotna High	0.00	0.00	0.00	0.00	0.00	0.00	0.00	0.00	0.00	0.00	0.00	0.00	0.00	0.00	374.81	371.00	3.81
Soldotna Middle	0.00	0.00	0.00	0.00	0.00	0.00	0.00	0.00	175.65	199.16	0.00	0.00	0.00	0.00	161.05	160.00	1.05
Soldotna Montessori Charter	0.00	23.00	24.00	23.00	20.80	23.00	23.25	24.00	0.00	0.00	0.00	0.00	0.00	0.00	55.00	19.00	36.00
Spring Creek	0.00	0.00	0.00	0.00	0.00	0.00	0.00	0.00	0.00	0.00	0.00	2.30	3.45	49.25	154.50	154.00	0.50
Sterling	0.00	25.35	17.15	22.45	23.35	12.00	26.20	28.00	0.00	0.00	0.00	0.00	0.00	0.00	49.20	46.00	3.20
Susan B English	0.00	2.50	2.00	3.00	5.00	2.00	6.00	5.00	8.70	4.25	4.85	2.45	2.45	1.00	34.50	35.00	(0.50)
Tebughna	0.00	2.50	3.00	3.00	6.00	4.00	1.00	8.00	2.00	2.00	1.00	1.00	0.00	1.00	149.80	157.00	(7.20)
Tustumena	0.00	20.35	21.45	19.80	20.35	26.45	21.65	19.75	0.00	0.00	0.00	0.00	0.00	0.00	96.45	104.00	(7.55)
Voznesenka	0.00	5.00	5.05	4.45	3.00	7.45	8.05	5.00	11.45	11.00	8.00	11.00	10.00	7.00	241.70	242.00	(0.30)
West Homer	0.00	0.00	0.00	0.00	67.85	59.85	52.00	62.00	0.00	0.00	0.00	0.00	0.00	0.00	9,025.06	9,148.00	(122.94)
	6.90	681.79	665.85	656.65	666.70	657.40	629.65	706.24	696.60	727.03	695.31	723.72	746.94	764.28	9,025.06	9,148.00	(122.94)

* Name change in FY12

FY10 OASIS to FY10 Enrollment

	Pre K	K	1	2	3	4	5	6	7	8	9	10	11	12	Total OASIS	FY10 on 10/23/09	Difference
Aurora Borealis	0.00	24.00	23.00	22.00	22.00	21.00	20.00	20.00	11.00	19.00	0.00	0.00	0.00	0.00	182.00	182.00	0.00
Chapman	0.00	7.25	12.70	9.00	15.00	7.75	9.25	15.50	5.75	9.00	0.00	0.00	0.00	0.00	91.20	92.00	(0.80)
Connections	0.00	65.52	44.20	70.20	58.60	64.35	67.19	75.82	85.15	69.35	92.00	89.40	100.72	76.30	958.80	1062.00	(103.20)
Cooper Landing	0.00	0.00	2.00	0.00	1.00	0.25	2.00	0.00	0.00	1.00	0.00	0.00	0.00	0.00	6.25	6.00	0.25
Fireweed Academy	0.00	0.00	0.00	0.00	15.75	22.00	19.75	17.95	0.00	0.00	0.00	0.00	0.00	0.00	75.45	75.00	0.45
Homer Flex	0.00	0.00	0.00	0.00	0.00	0.00	0.00	0.00	0.00	0.00	4.65	9.05	11.90	9.85	35.45	37.00	(1.55)
Homer High	0.00	0.00	0.00	0.00	0.00	0.00	0.00	0.00	0.00	0.00	106.92	116.70	86.90	87.08	397.60	375.00	22.60
Homer Middle	0.00	0.00	0.00	0.00	0.00	0.00	0.00	0.00	115.70	92.80	0.00	0.00	0.00	0.00	208.50	202.00	6.50
Hope	0.00	2.00	0.00	0.00	1.00	0.00	1.25	0.00	1.25	2.00	3.00	0.00	3.00	2.00	15.50	17.00	(1.50)
Kachemak Selo	0.00	10.00	9.00	5.00	8.00	9.00	5.00	7.00	8.35	5.00	3.00	6.35	2.00	5.00	82.70	89.00	(6.30)
Kaleidoscope Charter	0.00	36.00	36.00	35.95	36.00	36.00	44.00	24.00	0.00	0.00	0.00	0.00	0.00	0.00	247.95	248.00	(0.05)
K-Beach	0.00	62.73	55.45	62.85	61.00	62.26	71.40	58.86	0.00	0.00	0.00	0.00	0.00	0.00	434.55	433.00	1.55
Kenai Alternative	5.96	0.00	0.00	0.00	0.00	0.00	0.00	0.00	0.00	0.00	12.38	12.21	16.10	34.55	81.20	93.00	(11.80)
Kenai Central High	0.00	0.00	0.00	0.00	0.00	0.00	0.00	95.95	127.80	137.00	0.00	0.00	0.00	105.86	532.75	524.00	8.75
Kenai Middle	0.00	0.00	0.00	0.00	0.00	0.00	0.00	0.00	0.00	0.00	0.00	0.00	0.00	0.00	360.75	360.00	0.75
Kenai Youth Facility	0.00	0.00	0.00	0.00	0.00	0.00	0.00	0.00	0.00	3.00	2.00	2.00	1.00	1.00	10.00	7.00	3.00
McNeil Canyon	0.00	18.00	23.00	23.00	20.41	18.00	13.00	21.02	0.00	0.00	0.00	0.00	0.00	0.00	136.43	136.00	0.43
Moose Pass	0.00	3.25	3.00	1.25	1.25	4.00	1.00	2.00	0.00	0.00	0.00	0.00	0.00	0.00	15.75	15.00	0.75
Mountain View	0.00	74.45	72.35	72.80	81.70	61.80	70.10	1.00	0.00	0.00	0.00	0.00	0.00	0.00	434.20	431.00	3.20
Nanwalek	0.00	8.00	6.00	5.25	5.00	4.35	3.00	4.00	7.00	6.00	5.00	4.50	9.75	3.00	70.85	74.00	(3.15)
Nikiski Middle/Senior	0.00	0.00	0.00	0.00	0.00	0.00	0.00	0.00	65.45	50.05	87.70	64.70	61.45	33.60	362.95	351.00	11.95
Nikiski North Star	0.00	48.80	58.45	51.00	59.95	44.80	61.25	55.25	0.00	0.00	0.00	0.00	0.00	0.00	379.50	403.00	(23.50)
Nikolaevsk	0.00	10.75	6.00	7.00	2.00	9.00	4.00	8.00	3.00	5.00	7.00	2.00	3.00	5.75	72.50	70.00	2.50
Nimilchik	0.00	16.25	7.85	15.85	10.00	13.00	16.50	17.00	6.66	12.00	13.75	13.25	13.00	14.76	169.87	171.00	(1.13)
Paul Banks	0.00	77.36	61.50	83.26	0.00	0.00	0.00	0.00	0.00	0.00	0.00	0.00	0.00	0.00	222.12	228.00	(5.88)
Port Graham	0.00	1.00	1.00	1.00	2.00	1.00	2.00	0.00	1.00	1.00	1.00	3.00	1.00	0.00	15.00	15.00	0.00
Razdolna	0.00	9.00	8.00	5.00	6.00	2.00	3.00	5.00	0.00	0.00	0.00	0.00	0.00	0.00	38.00	37.00	1.00
Redoubt	0.00	50.05	50.65	50.25	54.70	47.25	74.00	46.95	0.00	0.00	0.00	0.00	0.00	0.00	373.85	371.00	2.85
River City Academy	0.00	0.00	0.00	0.00	0.00	0.00	0.00	0.00	7.20	11.40	6.15	13.15	8.90	8.00	54.80	56.00	(1.20)
Seward Elem	0.00	46.75	48.00	43.00	34.05	32.80	37.75	36.25	0.00	0.00	0.00	0.00	0.00	0.00	278.60	276.00	2.60
Seward High	0.00	0.00	0.00	0.00	0.00	0.00	0.00	0.00	0.00	0.00	41.80	45.70	49.25	44.25	181.00	178.00	3.00
Seward Middle	0.00	0.00	0.00	0.00	0.00	0.00	0.00	0.00	49.30	41.85	0.00	0.00	0.00	0.00	91.15	91.00	0.15
Skyview	0.00	0.00	0.00	0.00	0.00	0.00	0.00	0.00	0.00	0.00	100.00	121.56	83.23	89.35	394.14	377.00	17.14
Soldotna Elem	0.00	46.30	44.15	35.25	27.55	39.10	24.57	31.25	0.00	0.00	0.00	0.00	0.00	0.00	248.17	266.00	(17.83)
Soldotna High	0.00	0.00	0.00	0.00	0.00	0.00	0.00	0.00	0.00	0.00	145.20	124.90	132.95	148.50	551.55	534.00	17.55
Soldotna Middle	0.00	0.00	0.00	0.00	0.00	0.00	0.00	0.00	216.35	204.85	0.00	0.00	0.00	0.00	421.20	412.00	9.20
Soldotna Montessori Charter	0.00	23.00	22.45	21.00	25.00	24.00	24.00	20.00	0.00	0.00	0.00	0.00	0.00	0.00	159.45	160.00	(0.55)
Spring Creek	0.00	0.00	0.00	0.00	0.00	0.00	0.00	0.00	0.00	0.00	14.00	14.00	13.00	0.00	55.00	21.00	34.00
Sterling	0.00	14.06	16.00	22.25	11.00	25.25	27.00	19.25	0.00	0.00	0.00	0.00	0.00	0.00	134.81	134.00	0.81
Susan B English	0.00	1.00	2.00	3.00	1.00	5.00	3.00	11.00	3.00	4.00	3.75	4.25	0.00	5.00	46.00	45.00	1.00
Tebughna	0.00	2.00	2.00	5.00	3.00	1.00	7.00	2.00	2.00	3.00	2.00	0.00	0.00	1.00	30.00	30.00	0.00
Tustumena	0.00	27.35	22.35	18.35	25.00	17.45	18.80	22.20	0.00	0.00	0.00	0.00	0.00	0.00	151.50	150.00	1.50
Voznesenka	0.00	6.00	4.00	2.00	8.00	8.00	5.00	9.00	10.00	8.00	12.00	10.00	8.50	9.00	99.50	100.00	(0.50)
West Homer	0.00	0.00	0.00	0.00	57.12	59.65	62.25	57.11	0.00	0.00	0.00	0.00	0.00	0.00	236.13	236.00	0.13
	5.96	690.87	641.10	670.51	653.08	640.06	697.06	683.36	725.96	685.30	820.06	808.14	726.36	696.85	9,144.67	9,170.00	(25.33)

FY09 OASIS to FY09 Enrollment

	Pre K	K	1	2	3	4	5	6	7	8	9	10	11	12	Total OASIS	FY09 on 10/20/08	Difference
Aurora Borealis	0.00	24.00	24.00	23.00	22.00	22.00	21.00	15.00	19.00	14.00	0.00	0.00	0.00	0.00	184.00	184.00	0.00
Chapman	0.00	12.05	10.00	13.70	7.80	12.25	13.50	8.15	13.00	5.00	0.00	0.00	0.00	0.00	95.45	95.45	1.45
Connections	0.00	54.08	65.75	64.65	58.87	60.46	64.00	66.65	61.95	59.75	84.57	92.68	81.05	79.14	893.60	965.00	(71.40)
Cooper Landing	0.00	2.00	3.00	2.00	0.25	1.75	0.00	0.00	1.00	1.00	0.00	0.00	0.00	0.00	11.00	11.00	0.00
Fireweed Academy	0.00	0.00	0.00	0.00	16.00	19.00	15.00	22.75	0.00	0.00	0.00	0.00	0.00	0.00	72.75	73.00	(0.25)
Homer Flex	0.00	0.00	0.00	0.00	0.00	0.00	0.00	0.00	0.00	0.00	5.40	12.45	9.65	8.80	36.30	35.00	1.30
Homer High	0.00	0.00	0.00	0.00	0.00	0.00	0.00	0.00	0.00	0.00	123.50	103.30	98.85	102.20	427.85	407.00	20.85
Homer Middle	0.00	0.00	0.00	0.00	0.00	0.00	0.00	0.00	91.00	95.55	0.00	0.00	0.00	0.00	186.55	183.00	3.55
Hope	0.00	0.00	0.00	0.00	0.00	1.00	1.00	1.00	0.00	2.00	1.00	1.15	2.00	1.00	10.15	10.00	0.15
Kachemak Selo	0.00	9.00	5.00	10.00	8.00	6.00	6.00	9.00	6.00	2.00	8.00	3.00	5.00	6.00	83.00	93.00	(10.00)
Kaleidoscope Charter	0.00	36.00	36.00	36.00	36.00	45.00	30.00	14.00	0.00	0.00	0.00	0.00	0.00	0.00	233.00	233.00	0.00
K-Beach	0.00	52.37	61.40	60.25	59.60	64.70	64.65	60.60	0.00	0.00	0.00	0.00	0.00	0.00	423.57	422.00	1.57
Kenai Alternative	11.75	0.00	0.00	0.00	0.00	0.00	0.00	0.00	0.00	0.00	7.25	13.35	27.15	38.70	98.20	101.00	(2.80)
Kenai Central High	0.00	0.00	0.00	0.00	0.00	0.00	0.00	0.00	0.00	0.00	149.80	132.55	119.85	119.05	521.25	513.00	8.25
Kenai Middle	0.00	0.00	0.00	0.00	0.00	0.00	0.00	97.00	129.96	138.42	0.00	0.00	0.00	0.00	365.38	364.00	1.38
Kenai Youth Facility	0.00	0.00	0.00	0.00	0.00	0.00	0.00	0.00	0.00	3.00	2.00	2.00	2.00	1.00	10.00	16.00	(6.00)
McNeil Canyon	0.00	23.00	15.55	18.90	19.55	13.75	25.00	21.00	0.00	0.00	0.00	0.00	0.00	0.00	136.75	137.00	(0.25)
Moose Pass	0.00	3.75	3.25	2.25	6.75	2.00	5.25	4.00	1.00	1.15	0.00	0.00	0.00	0.00	29.40	29.00	0.40
Mountain View	0.00	80.10	72.25	77.85	69.40	65.95	72.00	0.00	0.00	0.00	0.00	0.00	0.00	0.00	437.55	437.00	0.55
Nanwalek	0.00	8.00	7.00	5.00	6.00	3.00	3.00	7.00	5.00	3.00	7.00	9.00	4.00	3.00	70.00	70.00	0.00
Nikiski Middle/Senior	0.00	0.00	0.00	0.00	0.00	0.00	0.00	0.00	47.45	74.75	74.50	83.55	38.85	49.75	368.85	363.00	5.85
Nikiski North Star	0.00	48.25	45.00	55.50	38.05	59.75	52.95	59.25	0.00	0.00	0.00	0.00	0.00	0.00	358.75	383.00	(24.25)
Nikolaevsk	0.00	7.00	8.45	2.00	10.00	3.00	9.00	4.00	5.00	7.00	1.85	3.00	6.00	7.00	73.30	74.00	(0.70)
Nimilchik	0.00	10.00	13.00	12.00	9.00	16.00	18.00	6.05	12.20	10.75	15.55	17.00	17.25	10.20	167.00	164.00	3.00
Paul Banks	0.00	66.80	76.85	67.00	0.00	0.00	0.00	0.00	0.00	0.00	0.00	0.00	0.00	0.00	210.65	213.00	(2.35)
Port Graham	0.00	1.00	1.00	2.00	1.00	1.00	1.00	1.00	2.00	1.00	1.00	2.00	0.00	6.00	20.00	20.00	0.00
Razdolna	0.00	8.00	5.00	7.00	2.00	4.00	5.00	2.00	3.00	3.00	3.00	3.90	2.00	1.00	48.90	49.00	(0.10)
Redoubt	0.00	59.52	43.90	53.50	45.25	66.95	45.60	63.35	0.00	0.00	0.00	0.00	0.00	0.00	378.07	378.00	0.07
River City Academy	0.00	0.00	0.00	0.00	0.00	0.00	0.00	0.00	0.00	0.00	9.85	14.25	7.95	5.00	37.05	37.00	0.05
Seward Elem	0.00	46.65	36.10	35.10	29.25	37.68	37.90	44.36	0.00	0.00	0.00	0.00	0.00	0.00	267.04	264.00	3.04
Seward High	0.00	0.00	0.00	0.00	0.00	0.00	0.00	0.00	0.00	0.00	45.70	50.90	49.25	47.20	193.05	187.00	6.05
Seward Middle	0.00	0.00	0.00	0.00	0.00	0.00	0.00	0.00	38.35	51.30	0.00	0.00	0.00	0.00	89.65	89.00	0.65
Skyview	0.00	0.00	0.00	0.00	0.00	0.00	0.00	0.00	0.00	0.00	136.40	112.00	118.55	85.99	452.94	450.00	2.94
Soldotna Elem	0.00	65.45	37.05	36.90	44.80	27.70	34.00	35.00	0.00	0.00	0.00	0.00	0.00	0.00	280.90	275.00	5.90
Soldotna High	0.00	0.00	0.00	0.00	0.00	0.00	0.00	0.00	0.00	0.00	130.55	149.65	148.70	108.15	537.05	529.00	8.05
Soldotna Middle	0.00	0.00	0.00	0.00	0.00	0.00	0.00	0.00	214.85	229.25	0.00	0.00	0.00	0.00	444.10	443.00	1.10
Soldotna Montessori Charter	0.00	23.00	23.00	22.10	24.00	24.00	21.50	24.00	0.00	0.00	0.00	0.00	0.00	0.00	161.60	161.00	0.60
Spring Creek	0.00	0.00	0.00	0.00	0.00	0.00	0.00	0.00	0.00	0.00	14.00	14.00	13.00	13.00	55.00	28.00	27.00
Sterling	0.00	19.50	22.00	13.25	24.00	25.00	22.00	32.55	0.00	0.00	0.00	0.00	0.00	0.00	158.30	160.00	(1.70)
Susan B English	0.00	3.00	4.00	1.00	7.00	4.00	11.40	3.25	5.00	4.00	4.00	1.00	7.25	6.50	61.40	59.00	2.40
Tebughna	0.00	4.00	5.00	3.00	1.00	7.85	2.00	1.00	3.00	4.00	0.00	2.25	3.00	0.20	36.30	36.00	0.30
Tustumena	0.00	19.25	20.00	25.00	21.00	23.00	22.00	24.00	0.00	0.00	0.00	0.00	0.00	0.00	154.25	154.00	0.25
Voznesenka	0.00	4.00	4.00	10.00	9.00	5.00	8.00	11.00	11.00	13.00	13.00	12.00	8.00	9.50	117.50	117.00	0.50
West Homer	0.00	0.00	0.00	0.00	66.12	60.50	60.50	71.25	0.00	0.00	0.00	0.00	0.00	0.00	258.37	256.00	2.37
	11.75	689.77	647.55	658.95	641.69	682.29	671.25	708.21	669.76	722.92	837.92	834.98	770.35	708.38	9,255.77	9,266.00	(10.23)

FY08 OASIS to FY08 Enrollment

	Pre K	K	1	2	3	4	5	6	7	8	9	10	11	12	Total OASIS	FY08 on 10/26/07	Difference
Aurora Borealis	0.00	24.00	23.00	23.00	23.00	22.00	15.00	22.00	16.00	12.00	0.00	0.00	0.00	0.00	180.00	180.00	0.00
Chapman	0.00	9.25	17.00	7.70	12.20	12.20	13.20	15.00	3.70	6.00	0.00	0.00	0.00	0.00	96.25	92.00	4.25
Connections	0.00	64.95	55.15	61.80	62.90	58.45	68.58	49.85	57.75	61.95	70.00	82.50	81.35	71.64	846.87	947.00	(100.13)
Cooper Landing	0.00	2.00	1.75	1.75	2.00	2.00	1.00	1.00	0.00	0.00	0.00	0.00	0.00	0.00	11.25	9.00	2.25
Fireweed Academy	0.00	0.00	0.00	0.00	18.00	18.00	23.70	16.00	0.00	0.00	0.00	0.00	0.00	0.00	75.70	76.00	(0.30)
Homer Flex	0.00	0.00	0.00	0.00	0.00	0.00	0.00	0.00	0.00	0.00	3.00	11.55	10.35	8.20	33.10	33.00	0.10
Homer High	0.00	0.00	0.00	0.00	0.00	0.00	0.00	0.00	0.00	0.00	122.55	116.20	109.08	105.30	453.13	428.00	25.13
Homer Middle	0.00	0.00	0.00	0.00	0.00	0.00	0.00	0.00	92.65	112.05	0.00	0.00	0.00	0.00	204.70	197.00	7.70
Hope	0.00	0.25	0.00	0.00	0.00	0.25	1.00	1.00	0.00	0.25	1.25	3.00	1.00	1.00	9.00	8.00	1.00
Kachemak Selo	0.00	7.00	10.00	8.00	7.00	6.00	10.00	6.00	4.00	8.00	4.00	7.00	6.00	3.00	86.00	94.00	(8.00)
Kaleidoscope Charter	0.00	36.00	32.00	33.00	46.00	29.00	20.00	0.00	0.00	0.00	0.00	0.00	0.00	0.00	196.00	196.00	0.00
K-Beach	0.00	62.25	62.45	58.75	58.65	64.75	69.75	64.75	0.00	0.00	0.00	0.00	0.00	0.00	441.35	441.00	0.35
Kenai Alternative	0.00	0.00	0.00	0.00	0.00	0.00	0.00	0.00	0.00	0.00	20.05	36.95	23.55	18.75	99.30	103.00	(3.70)
Kenai Central High	0.00	0.00	0.00	0.00	0.00	0.00	0.00	0.00	0.00	0.00	148.20	129.10	132.40	102.70	512.40	495.00	17.40
Kenai Middle	0.00	0.00	0.00	0.00	0.00	0.00	0.00	96.00	139.30	141.65	0.00	0.00	0.00	0.00	376.95	373.00	3.95
Kenai Youth Facility	0.00	0.00	0.00	0.00	0.00	0.00	0.00	0.00	0.00	0.00	5.25	2.75	1.00	1.00	10.00	11.00	(1.00)
McNeil Canyon	0.00	14.00	15.75	18.25	12.25	17.25	19.25	12.25	0.00	0.00	0.00	0.00	0.00	0.00	109.00	108.00	1.00
Moose Pass	0.00	2.25	1.30	6.00	1.00	4.25	5.00	5.00	3.00	0.25	0.00	0.00	0.00	0.00	28.05	27.00	1.05
Mountain View	0.00	77.82	77.10	59.30	73.50	65.20	80.15	0.00	0.00	0.00	0.00	0.00	0.00	0.00	433.07	426.00	7.07
Nanwalek	0.00	7.00	4.00	6.00	3.00	3.00	7.00	6.00	3.00	4.00	11.95	5.00	3.00	0.00	62.95	63.00	(0.05)
Nikiski Middle/Senior	0.00	0.00	0.00	0.00	0.00	0.00	0.00	0.00	74.55	66.40	76.55	49.80	60.75	51.70	379.75	374.00	5.75
Nikiski North Star	0.00	47.05	60.20	43.20	60.15	54.00	68.85	49.60	0.00	0.00	0.00	0.00	0.00	0.00	383.05	406.00	(22.95)
Nikolaevsk	0.00	7.00	2.00	8.00	3.00	6.00	2.00	5.00	5.00	0.10	4.35	6.00	7.00	0.00	55.45	55.00	0.45
Nimilchik	0.00	11.00	10.00	13.00	18.00	16.00	7.00	10.00	15.50	11.00	19.75	19.25	9.00	15.00	174.50	177.00	(2.50)
Paul Banks	0.00	87.50	62.05	65.45	0.00	0.00	0.00	0.00	0.00	0.00	0.00	0.00	0.00	0.00	215.00	219.00	(4.00)
Port Graham	0.00	1.00	2.00	2.00	2.00	2.00	1.00	2.00	1.00	2.00	2.00	1.00	7.00	0.00	25.00	25.00	0.00
Razdolna	0.00	4.00	7.00	2.00	3.00	5.00	2.00	3.00	3.00	3.00	4.00	2.00	1.00	0.00	39.00	39.00	0.00
Redoubt	0.00	37.00	56.10	45.00	66.00	50.50	55.25	58.00	0.00	0.00	0.00	0.00	0.00	0.00	367.85	367.00	0.85
River City Academy	0.00	0.00	0.00	0.00	0.00	0.00	0.00	0.00	0.00	0.00	8.10	13.80	8.50	3.15	33.55	34.00	(0.45)
Seward Elem	0.00	42.55	32.80	30.80	40.50	41.50	42.25	38.75	0.00	0.00	0.00	0.00	0.00	0.00	269.15	263.00	6.15
Seward High	0.00	0.00	0.00	0.00	0.00	0.00	0.00	0.00	0.00	0.00	49.55	59.40	52.50	47.00	208.45	205.00	3.45
Seward Middle	0.00	0.00	0.00	0.00	0.00	0.00	0.00	0.00	47.75	40.85	0.00	0.00	0.00	0.00	88.60	88.00	0.60
Skyview	0.00	0.00	0.00	0.00	0.00	0.00	0.00	0.00	0.00	0.00	119.45	133.45	111.20	100.15	464.25	459.00	5.25
Soldotna Elem	0.00	65.28	33.80	47.50	26.00	28.80	29.25	36.25	0.00	0.00	0.00	0.00	0.00	0.00	266.88	264.00	2.88
Soldotna High	0.00	0.00	0.00	0.00	0.00	0.00	0.00	0.00	0.00	0.00	161.30	158.08	116.73	115.66	551.77	538.00	13.77
Soldotna Middle	0.00	0.00	0.00	0.00	0.00	0.00	0.00	0.00	237.05	225.15	0.00	0.00	0.00	0.00	462.20	455.00	7.20
Soldotna Montessori Charter	0.00	22.00	23.00	23.70	23.23	22.75	24.00	22.00	0.00	0.00	0.00	0.00	0.00	0.00	160.68	161.00	(0.32)
Spring Creek	0.00	0.00	0.00	0.00	0.00	0.00	0.00	0.00	0.00	0.00	14.00	14.00	13.00	0.00	55.00	34.00	21.00
Sterling	0.00	24.31	15.40	26.00	30.40	19.65	36.81	17.20	0.00	0.00	0.00	0.00	0.00	0.00	169.77	169.00	0.77
Susan B English	0.00	4.95	1.00	6.00	3.95	11.25	3.50	4.00	4.25	2.00	1.00	9.00	7.75	6.75	65.40	62.00	3.40
Tebughna	0.00	6.00	3.00	2.00	8.00	3.00	1.00	2.50	4.30	0.00	1.00	0.00	1.00	0.00	31.80	32.00	(0.20)
Tustumena	0.00	17.00	22.55	22.65	22.00	23.00	20.90	30.60	0.00	0.00	0.00	0.00	0.00	0.00	158.70	157.00	1.70
Voznesenka	0.00	3.00	11.00	9.00	5.00	8.00	10.00	10.00	14.50	13.00	13.00	7.50	7.00	5.00	116.00	115.00	1.00
West Homer	0.00	0.00	0.00	0.00	58.55	63.05	63.53	57.70	0.00	0.00	0.00	0.00	0.00	0.00	242.83	240.00	2.83
	0.00	686.41	641.40	629.85	689.03	656.85	700.97	641.45	726.30	709.65	860.30	867.33	771.16	669.00	9,249.70	9,245.00	4.70

FY07 OASIS to FY07 Enrollment

	Pre K	K	1	2	3	4	5	6	7	8	9	10	11	12	Total OASIS	FY07 on 10/27/06	Difference
Aurora Borealis	0.00	24.00	23.00	22.00	22.00	17.00	22.00	20.00	14.00	14.00	0.00	0.00	0.00	0.00	178.00	178.00	0.00
Chapman	0.00	20.00	10.30	15.00	14.25	13.00	18.00	9.00	12.35	9.00	0.00	0.00	0.00	0.00	120.90	119.00	1.90
Connections	0.00	55.20	59.60	61.45	54.55	65.00	43.25	58.40	57.95	55.05	67.90	65.68	74.95	62.50	781.48	877.00	(95.52)
Cooper Landing	0.00	2.00	1.00	1.00	0.75	2.00	2.00	2.00	0.00	0.00	0.00	0.00	0.00	0.00	10.75	10.00	0.75
Fireweed Academy	0.00	0.00	0.00	0.00	15.00	23.00	15.00	12.00	1.00	0.00	0.00	0.00	0.00	0.00	66.00	66.00	0.00
Homer Flex	0.00	0.00	0.00	0.00	0.00	0.00	0.00	0.00	0.00	0.00	6.70	9.50	12.25	8.25	36.70	39.00	(2.30)
Homer High	0.00	0.00	0.00	0.00	0.00	0.00	0.00	0.00	0.00	0.00	129.75	131.82	116.85	117.80	496.22	470.00	26.22
Homer Middle	0.00	0.00	0.00	0.00	0.00	0.00	0.00	105.80	108.00	108.00	0.00	0.00	0.00	0.00	213.80	211.00	2.80
Hope	0.00	1.00	0.00	1.00	1.00	1.00	1.00	1.00	1.00	2.00	3.00	1.00	2.15	0.00	15.15	16.00	(0.85)
Kachemak Selo	0.00	10.00	8.00	7.00	6.00	10.00	6.00	4.00	8.00	4.00	7.00	7.00	4.00	0.75	81.75	89.00	(7.25)
Kaleidoscope Charter	0.00	31.00	30.00	48.00	31.00	19.00	0.00	0.00	0.00	0.00	0.00	0.00	0.00	0.00	159.00	159.00	0.00
K-Beach	0.00	64.25	63.75	61.30	68.00	62.90	69.85	63.05	0.00	0.00	9.80	21.15	21.95	33.65	86.55	87.00	(0.45)
Kenai Alternative	0.00	0.00	0.00	0.00	0.00	0.00	0.00	0.00	0.00	0.00	144.40	145.30	121.95	114.75	526.40	518.00	8.40
Kenai Central High	0.00	0.00	0.00	0.00	0.00	0.00	0.00	117.25	138.95	131.50	0.00	0.00	0.00	0.00	387.70	390.00	(2.30)
Kenai Middle	0.00	0.00	0.00	0.00	0.00	0.00	0.00	0.00	0.00	0.00	5.70	2.35	1.00	0.95	10.00	13.00	(3.00)
Kenai Youth Facility	0.00	0.00	0.00	0.00	0.00	0.00	0.00	0.00	0.00	0.00	0.00	0.00	0.00	0.00	122.25	121.00	1.25
McNeil Canyon	0.00	16.00	21.00	18.00	21.50	18.50	12.25	15.00	0.00	0.00	0.00	0.00	0.00	0.00	28.65	27.00	1.65
Moose Pass	0.00	1.25	5.00	1.00	4.00	3.00	4.70	5.00	2.00	2.70	0.00	0.00	0.00	0.00	233.40	236.00	(2.60)
Mountain View	0.00	0.00	0.00	0.00	70.40	72.35	90.65	0.00	0.00	0.00	0.00	0.00	0.00	0.00	56.75	64.00	(7.25)
Nanwalek	0.00	5.00	6.00	4.00	3.00	7.00	5.00	3.00	1.25	4.50	3.00	8.00	3.00	4.00	383.35	376.00	7.35
Nikiski Middle/Senior	0.00	0.00	0.00	0.00	0.00	0.00	0.00	0.00	70.00	70.55	62.00	66.55	55.90	58.35	395.75	408.00	(12.25)
Nikiski North Star	0.00	55.00	40.50	57.25	58.65	65.00	47.70	71.65	0.00	0.00	0.00	0.00	0.00	0.00	59.95	60.00	(0.05)
Nikolaevsk	0.00	4.00	9.00	3.00	5.00	2.00	6.00	5.00	1.25	3.00	7.00	7.00	11.00	7.70	157.75	159.00	(1.25)
Nimilchik	0.00	4.50	9.25	16.00	16.25	4.00	10.00	16.00	8.00	14.00	20.00	11.00	17.75	11.00	196.42	201.00	(4.58)
Paul Banks	0.00	70.32	61.45	64.65	0.00	0.00	0.00	0.00	0.00	0.00	0.00	0.00	0.00	0.00	20.00	20.00	0.00
Port Graham	0.00	2.00	1.00	1.00	1.00	3.00	2.00	1.00	2.00	2.00	0.00	5.00	0.00	0.00	35.25	36.00	(0.75)
Razdolna	0.00	6.00	2.00	3.00	5.00	1.00	2.00	4.00	2.00	5.00	3.00	2.00	0.00	0.25	385.85	380.00	5.85
Redoubt	0.00	54.55	41.90	66.00	49.35	57.35	54.20	62.50	0.00	0.00	0.00	0.00	0.00	0.00	210.50	206.00	4.50
Sears	0.00	83.40	60.60	66.50	0.00	0.00	0.00	0.00	0.00	0.00	0.00	0.00	0.00	0.00	272.25	268.00	4.25
Seward Elem	0.00	38.60	33.00	39.50	34.60	38.50	40.00	48.05	0.00	0.00	0.00	0.00	0.00	0.00	237.35	233.00	4.35
Seward High	0.00	0.00	0.00	0.00	0.00	0.00	0.00	0.00	0.00	0.00	69.05	60.05	51.70	56.55	92.05	93.00	(0.95)
Seward Middle	0.00	0.00	0.00	0.00	0.00	0.00	0.00	0.00	44.35	47.70	0.00	0.00	0.00	0.00	488.85	486.00	2.85
Skyview	0.00	0.00	0.00	0.00	0.00	0.00	0.00	0.00	0.00	0.00	162.80	123.47	110.35	92.23	277.92	276.00	1.92
Soldotna Elem	0.00	61.87	48.35	29.00	30.55	33.80	37.05	37.30	0.00	0.00	0.00	0.00	0.00	0.00	572.40	565.00	7.40
Soldotna High	0.00	0.00	0.00	0.00	0.00	0.00	0.00	0.00	0.00	0.00	178.40	130.85	122.30	140.85	486.00	481.00	5.00
Soldotna Middle	0.00	0.00	0.00	0.00	0.00	0.00	0.00	0.00	236.35	249.65	0.00	0.00	0.00	0.00	161.00	161.00	0.00
Soldotna Montessori Charter	0.00	22.00	22.00	23.00	24.00	27.00	18.00	25.00	0.00	0.00	0.00	0.00	0.00	0.00	55.00	34.00	21.00
Spring Creek	0.00	0.00	0.00	0.00	0.00	0.00	0.00	0.00	0.00	0.00	14.00	14.00	14.00	13.00	183.40	182.00	1.40
Sterling	0.00	16.05	26.80	29.25	24.00	37.05	23.00	27.25	0.00	0.00	0.00	0.00	0.00	0.00	66.70	65.00	1.70
Susan B English	0.00	1.00	7.00	3.00	10.00	4.00	5.00	5.00	1.20	1.00	8.25	7.50	6.75	7.00	44.80	45.00	(0.20)
Tebughna	0.00	3.00	4.00	9.00	4.00	1.00	7.00	4.45	1.00	3.00	3.10	3.00	1.25	1.00	170.10	168.00	2.10
Tustumena	0.00	25.50	19.45	22.20	19.40	19.95	34.35	29.25	0.00	0.00	0.00	0.00	0.00	0.00	127.10	126.00	1.10
Voznesenka	0.00	12.00	10.00	6.00	7.00	12.00	11.00	10.50	14.00	12.00	9.00	9.60	7.00	7.00	223.85	223.00	0.85
West Homer	0.00	0.00	0.00	0.00	56.85	60.35	48.55	58.10	0.00	0.00	0.00	0.00	0.00	0.00	9,368.14	9,388.00	(19.86)
	0.00	689.49	623.95	678.10	657.10	679.75	635.55	714.75	722.45	738.65	913.85	831.82	745.10	737.58	93,688.14	93,888.00	(19.86)

FY06 OASIS to FY06 Enrollment

	Pre K	K	1	2	3	4	5	6	7	8	9	10	11	12	Total OASIS	FY06 on 10/27/05	Difference
Aurora Borealis	0.00	23.00	22.00	23.70	18.75	23.00	23.00	17.00	12.00	12.00	0.00	0.00	0.00	0.00	179.45	178.00	1.45
Chapman	0.00	10.25	14.00	16.00	14.00	14.60	9.00	16.60	12.00	9.00	0.00	0.00	0.00	0.00	115.45	114.00	1.45
Connections	0.00	49.35	65.10	53.35	72.70	40.85	54.00	58.40	56.50	47.37	56.22	51.50	45.66	56.50	707.50	777.00	(69.50)
Cooper Landing	0.00	1.00	1.00	0.00	2.00	2.00	2.00	1.00	0.00	4.00	0.00	0.00	0.00	0.00	11.00	11.00	0.00
Fireweed Academy	0.00	0.00	0.00	0.00	13.00	13.25	12.00	10.00	0.00	0.00	0.00	0.00	0.00	0.00	48.25	48.00	0.25
Homer Flex	0.00	0.00	0.00	0.00	0.00	0.00	0.00	0.00	0.00	0.00	2.00	12.30	11.30	9.90	35.50	36.00	(0.50)
Homer High	0.00	0.00	0.00	0.00	0.00	0.00	0.00	0.00	0.00	0.00	143.58	128.10	134.92	102.30	508.90	492.00	16.90
Homer Middle	0.00	0.00	0.00	0.00	0.00	0.00	0.00	0.00	99.86	116.67	0.00	0.00	0.00	0.00	216.53	215.00	1.53
Hope	0.00	0.00	1.20	1.00	1.00	0.00	1.00	0.00	1.00	3.00	1.00	1.00	0.00	1.00	11.20	11.00	0.20
Kachemak Selo	0.00	10.00	8.00	7.00	10.00	9.00	5.00	9.00	5.00	7.00	8.00	6.00	2.00	2.00	88.00	88.00	0.00
Kaleidoscope Charter	0.00	0.00	40.00	48.55	27.00	0.00	0.00	0.00	0.00	0.00	0.00	0.00	0.00	0.00	115.55	115.00	0.55
K-Beach	0.00	60.10	67.35	64.25	56.10	68.35	62.15	68.10	0.00	0.00	0.00	0.00	0.00	0.00	446.40	446.00	0.40
Kenai Alternative	0.00	0.00	0.00	0.00	0.00	0.00	0.00	0.00	0.00	0.00	5.70	17.35	16.00	31.95	71.00	70.00	1.00
Kenai Central High	0.00	0.00	0.00	0.00	0.00	0.00	0.00	0.00	0.00	0.00	140.35	129.11	134.06	115.10	518.62	510.00	8.62
Kenai Middle	0.00	0.00	0.00	0.00	0.00	0.00	0.00	132.25	128.50	132.60	0.00	0.00	0.00	0.00	393.35	391.00	2.35
Kenai Youth Facility	0.00	0.00	0.00	0.00	0.00	0.00	0.00	0.00	0.00	0.00	5.40	2.25	1.35	1.00	10.00	12.00	(2.00)
McNeil Canyon	0.00	16.25	17.00	25.00	14.25	13.00	15.85	16.80	0.00	0.00	0.00	0.00	0.00	0.00	118.15	116.00	2.15
Moose Pass	0.00	5.00	2.00	4.00	4.05	4.00	4.75	4.00	3.00	1.00	0.00	0.00	0.00	0.00	31.80	31.00	0.80
Mountain View	0.00	0.00	0.00	0.00	68.95	95.50	121.15	0.00	0.00	0.00	0.00	0.00	0.00	0.00	285.60	286.00	(0.40)
Nanwalek	0.00	5.00	4.00	3.00	7.00	6.00	3.00	2.00	8.00	4.00	6.00	4.00	5.00	1.00	58.00	58.00	0.00
Nikiski Middle/Senior	0.00	0.00	0.00	0.00	0.00	0.00	0.00	0.00	72.75	52.65	82.45	72.50	59.10	52.00	391.45	387.00	4.45
Nikiski North Star	0.00	39.00	47.77	56.86	57.40	47.25	69.50	59.50	0.00	0.00	0.00	0.00	0.00	0.00	377.28	395.00	(17.72)
Nikolaevsk	0.00	9.50	3.80	5.70	3.80	5.70	4.75	3.80	1.90	6.65	6.65	0.95	7.50	4.80	65.50	69.00	(3.50)
Nimilchik	0.00	11.00	15.00	12.00	1.15	8.00	13.00	8.10	17.00	20.25	13.00	21.40	16.50	13.00	169.40	168.00	1.40
Paul Banks	0.00	78.00	69.00	64.05	0.00	0.00	0.00	0.00	0.00	0.00	0.00	0.00	0.00	0.00	211.05	214.00	(2.95)
Port Graham	0.00	2.00	1.00	1.00	1.00	2.00	1.00	3.00	2.00	1.00	5.00	2.00	0.00	0.00	21.00	21.00	0.00
Razdolna	0.00	2.00	4.00	4.00	1.00	3.00	2.00	4.00	3.00	3.00	2.00	0.00	0.00	1.00	29.00	29.00	0.00
Redoubt	0.00	41.75	66.10	53.15	63.50	51.50	60.00	66.00	0.00	0.00	0.00	0.00	0.00	0.00	402.00	403.00	(1.00)
Sears	0.00	98.09	65.75	43.75	0.00	0.00	0.00	0.00	0.00	0.00	0.00	0.00	0.00	0.00	207.59	208.00	(0.41)
Seward Elem	0.00	41.50	43.25	37.00	41.45	42.00	47.00	44.00	0.00	0.00	0.00	0.00	0.00	0.00	296.20	289.00	7.20
Seward High	0.00	0.00	0.00	0.00	0.00	0.00	0.00	0.00	0.00	0.00	68.05	57.25	61.65	47.50	234.45	235.00	(0.55)
Seward Middle	0.00	0.00	0.00	0.00	0.00	0.00	0.00	0.00	43.00	64.95	0.00	0.00	0.00	0.00	107.95	108.00	(0.05)
Skyview	0.00	0.00	0.00	0.00	0.00	0.00	0.00	0.00	0.00	0.00	152.35	141.60	123.53	113.00	530.48	521.00	9.48
Soldotna Elem	0.00	64.60	32.75	35.90	31.25	43.95	37.50	38.25	0.00	0.00	0.00	0.00	0.00	0.00	284.20	282.00	2.20
Soldotna High	0.00	0.00	0.00	0.00	0.00	0.00	0.00	0.00	0.00	0.26	135.05	137.77	140.40	125.75	539.23	531.00	8.23
Soldotna Middle	0.00	0.00	0.00	0.00	0.00	0.00	0.00	0.90	259.60	287.00	0.00	0.00	0.00	0.00	547.50	540.00	7.50
Soldotna Montessori Charter	0.00	21.00	22.00	22.50	24.30	11.00	17.70	4.00	0.00	0.00	0.00	0.00	0.00	0.00	122.50	124.00	(1.50)
Spring Creek	0.00	0.00	0.00	0.00	0.00	0.00	0.00	0.00	0.00	0.00	14.00	14.00	13.00	0.00	55.00	38.00	17.00
Sterling	0.00	23.65	26.45	22.45	33.50	16.40	24.15	29.35	0.00	0.00	0.00	0.00	0.00	0.00	175.95	175.00	0.95
Susan B English	0.00	7.00	4.00	8.00	5.00	5.00	3.00	1.00	2.00	7.00	9.00	8.00	6.25	6.00	71.25	71.00	0.25
Tebughna	0.00	4.00	12.00	4.00	2.00	7.00	5.00	3.00	5.00	4.00	4.00	0.00	0.00	0.00	50.00	50.00	0.00
Tustumena	0.00	19.70	22.85	15.00	21.00	32.30	25.20	26.25	0.00	0.00	0.00	0.00	0.00	0.00	162.30	160.00	2.30
Voznesenka	0.00	10.40	5.00	8.00	11.00	9.00	10.00	12.00	11.00	10.00	11.15	10.00	10.00	8.80	126.35	126.00	0.35
West Homer	0.00	0.00	0.00	0.00	63.85	46.40	61.75	68.95	0.00	0.00	0.00	0.00	0.00	0.00	240.95	243.00	(2.05)
	0.00	653.14	682.37	639.21	670.00	618.05	694.45	707.25	748.11	793.40	870.95	817.08	789.22	705.60	9,388.83	9,392.00	(3.17)

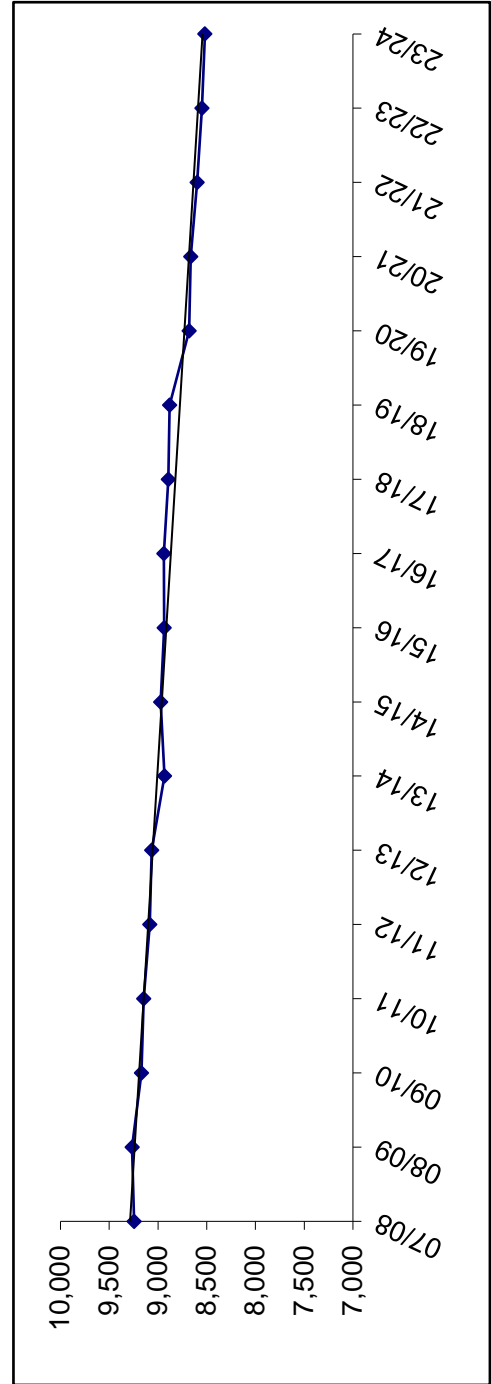
Supplemental Information

FY19 Actual Enrollment

	PreK	K	1	2	3	4	5	6	7	8	9	10	11	12	Total FY19 on		FY18 on	Difference
															10/18/2018	10/27/2017		
Aurora Borealis Charter	0	24	25	21	20	24	22	21	17	20	0	0	0	0	0	194	197	(3)
Chapman	14	13	20	14	16	11	16	9	12	11	0	0	0	0	0	136	136	0
Connections	0	37	44	42	63	60	46	70	59	59	61	73	99	92	805	772	33	
Cooper Landing	0	1	3	2	2	0	2	0	2	1	0	1	0	0	14	15	(1)	
Fireweed Academy Charter	0	17	18	17	16	13	24	10	0	0	0	0	0	0	115	124	(9)	
Homer Flex	0	0	0	0	0	0	0	0	0	0	2	7	15	15	39	30	9	
Homer High	0	0	0	0	0	0	0	0	0	0	102	105	89	93	389	390	(1)	
Homer Middle	0	0	0	0	0	0	0	0	97	97	0	0	0	0	194	186	8	
Hope	0	1	3	1	0	1	1	2	1	3	1	0	2	1	17	17	0	
Kachemak Selo	0	3	4	3	2	0	5	1	3	4	4	7	3	4	43	45	(2)	
Kaleidoscope Charter	0	40	43	44	42	44	45	0	0	0	0	0	0	0	258	259	(1)	
K-Beach	4	69	62	52	68	51	59	49	0	0	0	0	0	0	414	395	19	
Kenai Alternative	14	0	0	0	0	0	0	0	0	0	1	3	11	45	74	82	(8)	
Kenai Central High	0	0	0	0	0	0	0	0	0	127	127	104	105	463	450	13		
Kenai Middle	0	0	0	0	0	0	137	106	123	0	0	0	0	0	366	344	22	
Marathon	0	0	0	0	0	0	0	0	0	3	1	2	3	3	12	4	8	
McNeil Canyon	0	18	17	13	17	19	16	17	0	0	0	0	0	0	117	124	(7)	
Moose Pass	0	4	3	1	2	3	3	0	1	0	0	0	0	0	17	14	3	
Mountain View	20	66	81	81	76	91	73	0	0	0	0	0	0	0	488	484	4	
Nanwalek	0	8	7	6	4	5	3	5	8	8	7	5	6	3	75	76	(1)	
Nikiski Middle/Senior	0	0	0	0	0	0	0	55	63	47	55	47	51	41	359	358	1	
Nikiski North Star	22	44	41	53	63	60	54	0	0	0	0	0	0	0	337	367	(30)	
Nikolaevsk	0	4	6	6	4	8	5	6	4	7	10	5	10	2	77	76	1	
Ninilchik	8	11	6	3	12	7	9	8	7	6	10	12	9	6	114	109	5	
Paul Banks	31	67	65	69	0	0	0	0	0	0	0	0	0	0	232	215	17	
Port Graham	0	7	1	3	4	3	3	3	2	3	2	2	3	1	37	33	4	
Razdolna	0	7	5	9	8	7	2	14	4	10	12	8	3	5	94	90	4	
Redoubt	18	39	49	51	40	46	48	46	0	0	0	0	0	0	337	358	(21)	
River City Academy	0	0	0	0	0	0	0	0	12	10	10	15	10	13	70	81	(11)	
Seward Elem	27	41	55	33	50	50	48	0	0	0	0	0	0	0	304	307	(3)	
Seward High	0	0	0	0	0	0	0	0	0	0	35	46	42	34	157	180	(23)	
Seward Middle	0	0	0	0	0	0	0	51	37	34	0	0	0	0	122	114	8	
Skyview Middle	0	0	0	0	0	0	0	0	224	186	0	0	0	0	410	403	7	
Soldotna Elem	35	29	36	32	36	46	42	37	0	0	0	0	0	0	293	317	(24)	
Soldotna High 10-12	0	0	0	0	0	0	0	0	0	0	0	189	182	161	532	546	(14)	
Soldotna Montessori Charter	0	21	23	23	26	23	24	25	0	0	0	0	0	0	165	167	(2)	
Soldotna Prep	0	0	0	0	0	0	0	0	0	0	186	0	0	0	186	190	(4)	
Sterling	22	31	27	34	26	20	24	30	0	0	0	0	0	0	214	227	(13)	
Susan B English	0	3	4	1	3	4	5	1	1	2	1	3	3	0	31	33	(2)	
Tebughna	0	0	5	1	1	2	3	7	2	3	3	2	2	0	31	29	2	
Tustumena	10	23	25	22	25	33	21	33	0	0	0	0	0	0	192	188	4	
Voznesenka	10	9	8	8	5	6	10	5	11	6	12	6	6	9	111	107	4	
West Homer	0	0	0	0	62	65	62	57	0	0	0	0	0	0	246	256	(10)	
	235	637	686	645	693	702	675	699	673	643	642	665	653	633	8,881	8,895	(14)	

History and Projections

YEAR	PRE-K	K	1	2	3	4	5	6	7	8	9	10	11	12	TOTAL	GROWTH
07/08	80	637	642	626	690	653	698	644	727	707	855	868	763	655	9,245	
08/09	91	649	649	659	643	681	669	709	670	724	832	828	765	697	9,266	0.23%
09/10	88	670	643	670	653	641	697	684	724	684	808	802	723	683	9,170	-1.04%
10/11	195	663	668	659	666	657	629	707	695	725	694	723	748	719	9,148	-0.24%
11/12	176	663	654	666	660	656	673	634	711	694	729	689	706	772	9,083	-0.71%
12/13	223	691	661	652	685	689	661	670	631	722	701	730	662	687	9,065	-0.20%
13/14	215	692	666	660	644	663	668	644	670	636	695	682	729	668	8,932	-1.47%
14/15	197	697	691	670	664	644	676	690	653	679	636	684	667	726	8,974	0.47%
15/16	225	661	696	686	685	672	654	671	675	665	667	622	677	679	8,935	-0.43%
16/17	245	663	675	702	676	685	681	661	675	679	654	658	607	678	8,939	0.04%
17/18	248	686	655	670	684	692	694	692	647	659	660	656	646	606	8,895	-0.49%
18/19	235	637	686	645	693	702	675	699	673	643	642	665	653	633	8,881	-0.16%
19/20	0	640	645	684	648	692	706	671	694	674	623	648	680	676	8,681	-2.25%
20/21	0	651	646	644	686	644	702	655	682	692	661	627	665	709	8,664	-0.20%
21/22	0	643	657	643	646	679	656	642	666	678	680	665	647	697	8,599	-0.75%
22/23	0	647	649	655	645	640	691	596	653	662	663	684	685	679	8,549	-0.58%
23/24	0	648	653	647	657	639	652	631	607	649	647	667	704	717	8,518	-0.36%



Enrollment History by Site

	07/08	08/09	09/10	10/11	11/12	12/13	13/14	14/15	15/16	16/17	17/18	18/19
Aurora Borealis Charter	180	184	182	183	194	186	193	188	182	194	197	194
Chapman	92	94	92	101	123	115	124	111	110	134	136	136
Connections	947	965	1,062	975	901	918	802	767	781	811	772	805
Cooper Landing	9	11	6	10	10	12	17	18	14	18	15	14
Fireweed Academy Charter	76	73	75	115	130	108	108	101	89	106	124	115
Homer Flex	33	35	37	25	37	33	33	30	37	38	30	39
Homer High	428	407	375	376	393	384	377	380	359	373	390	389
Homer Middle	197	183	202	215	190	182	186	194	187	187	186	194
Hope	8	10	17	13	12	17	18	22	16	17	17	17
Kachemak Selo	94	93	89	91	75	64	63	58	49	48	45	43
Kaleidoscope Charter	196	233	248	246	248	252	251	254	255	254	259	258
K-Beach	441	422	433	427	405	374	389	385	418	407	395	414
Kenai Alternative	103	101	93	106	92	83	90	73	81	80	82	74
Kenai Central	495	513	524	505	514	511	518	469	478	444	450	463
Kenai Middle	373	364	360	367	357	367	348	377	369	374	344	366
Marathon	11	16	7	4	5	4	6	9	6	12	4	12
McNeil Canyon	108	137	136	120	126	136	131	120	116	127	124	117
Moose Pass	27	29	15	16	18	17	16	14	10	11	14	17
Mountain View	426	437	431	453	460	468	441	445	451	431	484	488
Nanwalek	63	70	74	80	78	79	78	79	76	79	76	75
Nikiski Middle/Senior	374	363	351	370	392	384	397	399	364	364	358	359
Nikiski North Star	406	383	403	417	369	360	362	366	372	378	367	337
Nikolaevsk	55	74	70	70	70	70	72	64	66	64	76	77
Ninilchik	177	164	171	186	161	141	139	150	138	125	109	114
Paul Banks	219	213	228	185	169	194	190	203	206	223	215	232
Port Graham	25	20	15	20	21	19	20	27	25	38	33	37
Razdolna	39	49	37	63	63	76	77	83	79	85	90	94
Redoubt	367	378	371	393	388	409	390	420	369	369	358	337
River City Academy	34	37	56	64	73	76	70	87	77	81	81	70
Seats	-	-	-	-	-	-	-	-	-	-	-	-
Seward Elem	263	264	276	278	286	336	338	305	313	304	307	304
Seward High	205	187	178	165	177	182	175	183	177	186	180	157
Seward Middle	88	89	91	94	78	83	81	128	142	122	114	122
Skyview High	459	450	377	333	363	323	261	-	-	-	-	-
Skyview Middle	-	-	-	-	-	-	-	384	418	409	403	410
Soldotna Elem	264	275	266	286	291	293	295	316	343	330	317	293
Soldotna High	538	529	534	508	494	472	531	570	560	533	546	532
Soldotna Middle	455	443	412	371	401	404	367	-	-	-	-	-
Soldotna Montessori Charter	161	161	160	160	165	164	165	153	162	162	167	165
Soldotna Prep	-	-	-	-	-	-	-	198	183	197	190	186
Spring Creek	34	28	21	19	11	-	-	-	-	-	-	-
Sterling	169	160	134	154	167	189	208	243	238	232	227	214
Susan B English	62	59	45	46	43	40	48	40	45	32	33	31
Tebughna	32	36	30	35	41	40	35	33	40	30	29	31
Tustumena	157	154	150	157	169	162	180	176	182	176	188	192
Voznesenka	115	117	100	104	102	107	110	118	114	106	107	111
West Homer Elem	240	256	236	242	221	231	232	234	240	248	256	246
	9,245	9,266	9,170	9,148	9,083	9,065	8,992	8,974	8,935	8,939	8,895	8,881

Enrollment Projection by Site

School	Capacity (cap)	18/19		19/20		20/21		21/22		22/23		23/24	
		actual	% cap	19/20	% cap	20/21	% cap	21/22	% cap	22/23	% cap	23/24	% cap
Aurora Borealis Charter	*	194	N/A	193	N/A	198	N/A	197	N/A	197	N/A	197	N/A
Chapman	150	136	91%	124	83%	127	85%	132	88%	130	87%	133	89%
Connections	**	805	N/A	753	N/A	692	N/A	659	N/A	638	N/A	621	N/A
Cooper Landing	40	14	35%	15	38%	17	43%	17	43%	18	45%	18	45%
Fireweed Academy Charter	*	115	N/A	119	N/A	112	N/A	112	N/A	112	N/A	112	N/A
Homer Flex	75	39	52%	32	43%	26	35%	26	35%	26	35%	26	35%
Homer High	600	389	65%	400	67%	423	71%	412	69%	428	71%	425	71%
Homer Middle	360	194	54%	182	51%	185	51%	195	54%	184	51%	182	51%
Hope	100	17	17%	18	18%	19	19%	19	19%	19	19%	17	17%
Kachemak Selo	100	43	43%	40	40%	40	40%	37	37%	36	36%	35	35%
Kaleidoscope Charter	*	258	N/A	260	N/A	260	N/A	260	N/A	260	N/A	260	N/A
K-Beach	400	414	104%	422	106%	425	106%	438	110%	433	108%	445	111%
Kenai Alternative	125	74	59%	65	52%	65	52%	65	52%	65	52%	65	52%
Kenai Central	800	463	58%	480	60%	483	60%	493	62%	484	61%	451	56%
Kenai Middle	500	366	73%	361	72%	345	69%	283	57%	246	49%	237	47%
Marathon	10	12	120%	10	100%	10	100%	10	100%	10	100%	10	100%
McNeil Canyon	260	117	45%	117	45%	118	45%	116	45%	116	45%	120	46%
Moose Pass	50	17	34%	19	38%	21	42%	24	48%	24	48%	24	48%
Mountain View	430	488	113%	469	109%	456	106%	454	106%	448	104%	442	103%
Nanwalek	60	75	125%	76	127%	76	127%	77	128%	75	125%	72	120%
Nikiski Middle/Senior	600	359	60%	371	62%	382	64%	397	66%	396	66%	391	65%
Nikiski North Star	430	337	78%	308	72%	292	68%	275	64%	266	62%	269	63%
Nikolaevsk	175	77	44%	78	45%	71	41%	69	39%	62	35%	58	33%
Nimlichik	300	114	38%	107	36%	105	35%	101	34%	98	33%	99	33%
Paul Banks	270	232	86%	194	72%	192	71%	189	70%	190	70%	190	70%
Port Graham	50	37	74%	38	76%	40	80%	43	86%	45	90%	46	92%
Razdolna	50	94	188%	96	192%	99	198%	98	196%	93	186%	90	180%
Redoubt	400	337	84%	320	80%	319	80%	317	79%	323	81%	318	80%
River City Academy	***	70	N/A	70	N/A	71	N/A	67	N/A	68	N/A	69	N/A
Seward Elem	450	304	68%	272	60%	268	60%	261	58%	272	60%	261	58%
Seward High	400	157	39%	155	39%	150	38%	155	39%	168	42%	186	47%
Seward Middle	140	122	87%	136	97%	149	106%	148	106%	133	95%	138	99%
Skyview Middle	600	410	68%	429	72%	423	71%	442	74%	443	74%	437	73%
Soldotna Elem	470	293	62%	252	54%	244	52%	229	49%	225	48%	225	48%
Soldotna 10-12	800	532	67%	552	69%	559	70%	597	75%	615	77%	648	81%
Soldotna Montessori Charter	*	165	N/A	165	N/A	165	N/A	165	N/A	165	N/A	165	N/A
Soldotna Prep	500	186	0%	186	37%	225	45%	204	41%	219	44%	223	45%
Sterling	270	214	79%	194	72%	200	74%	211	78%	216	80%	213	79%
Susan B English	200	31	16%	37	19%	38	19%	39	20%	43	22%	45	23%
Tebughna	125	31	25%	30	24%	31	25%	31	25%	31	25%	31	25%
Tustumena	400	192	48%	178	45%	180	45%	168	42%	166	42%	165	41%
Voznesenka	150	111	74%	99	66%	101	67%	103	69%	100	67%	102	68%
West Homer Elem	450	246	55%	259	58%	262	58%	264	59%	263	58%	257	57%
		8,881		8,681		8,664		8,599		8,549		8,518	

* Charter Schools are housed in the district according to the terms of their contract, which is based on available space in existing facilities.

** Connections Program does not require space to house students.

*** River City Academy housed at Soldotna Prep

Enrollment Projection by Area

School	Capacity (cap)	18/19		19/20		20/21		21/22		22/23		23/24	
		Actual	% cap	19/20	% cap	20/21	% cap	21/22	% cap	22/23	% cap	23/24	% cap
Homer Area													
Chapman	150	136	91%	124	83%	127	85%	132	88%	130	87%	133	89%
Fireweed Academy Charter	*	115	N/A	119	N/A	112	N/A	112	N/A	112	N/A	112	N/A
Homer Flex	75	39	52%	32	43%	26	35%	26	35%	26	35%	26	35%
Homer High	600	389	65%	400	67%	423	71%	412	69%	428	71%	425	71%
Homer Middle	360	194	54%	182	51%	185	51%	195	54%	184	51%	182	51%
Kachemak Selo	100	43	43%	40	40%	40	40%	37	37%	36	36%	35	35%
McNeil Canyon	260	117	45%	117	45%	118	45%	116	45%	116	45%	120	46%
Nikolaevsk	175	77	44%	78	45%	71	41%	69	39%	62	35%	58	33%
Ninlichik	300	114	38%	107	36%	105	35%	101	34%	98	33%	99	33%
Paul Banks	270	232	86%	194	72%	192	71%	189	70%	190	70%	190	70%
Razdolna	50	94	188%	96	192%	99	198%	98	196%	93	186%	90	180%
Voznesenka	150	111	74%	99	66%	101	67%	103	69%	100	67%	102	68%
West Homer Elem	450	246	55%	259	58%	262	58%	264	59%	263	58%	257	57%
Kenai Area													
Aurora Borealis Charter	*	194	N/A	193	N/A	198	N/A	197	N/A	197	N/A	197	N/A
Kaleidoscope Charter	*	258	N/A	260	N/A	260	N/A	260	N/A	260	N/A	260	N/A
Kenai Alternative	125	74	59%	65	52%	65	52%	65	52%	65	52%	65	52%
Kenai Central	800	463	58%	480	60%	483	60%	493	62%	484	61%	451	56%
Kenai Middle	500	366	73%	361	72%	345	69%	283	57%	246	49%	237	47%
Mountain View	430	488	113%	469	109%	456	106%	454	106%	448	104%	442	103%
Nikiski Area													
Nikiski Middle/Senior	600	359	60%	371	62%	382	64%	397	66%	396	66%	391	65%
Nikiski North Star	430	337	78%	308	72%	292	68%	275	64%	266	62%	269	63%
Seward Area													
Moose Pass	50	17	34%	19	38%	21	42%	24	48%	24	48%	24	48%
Seward Elem	450	304	68%	272	60%	268	60%	261	58%	272	60%	261	58%
Seward High	400	157	39%	155	39%	150	38%	155	39%	168	42%	186	47%
Seward Middle	140	122	87%	136	97%	149	106%	148	106%	133	95%	138	99%
Soldotna Area													
Cooper Landing	40	14	35%	15	38%	17	43%	17	43%	18	45%	18	45%
K-Beach	400	414	104%	422	106%	425	106%	438	110%	433	108%	445	111%
Redoubt	400	337	84%	320	80%	319	80%	317	79%	323	81%	318	80%
River City Academy	***	70	N/A	70	N/A	71	N/A	67	N/A	68	N/A	69	N/A
Skyview Middle	600	410	68%	429	72%	423	71%	442	74%	443	74%	437	73%
Soldotna Elem	470	293	62%	252	54%	244	52%	229	49%	225	48%	225	48%
Soldotna T0-12	800	532	67%	552	69%	559	70%	597	75%	615	77%	648	81%
Soldotna Prep	500	186	37%	186	37%	225	45%	204	41%	219	44%	223	45%
Soldotna Montessori Charter	*	165	N/A	165	N/A	165	N/A	165	N/A	165	N/A	165	N/A
Sterling	270	214	79%	194	72%	200	74%	211	78%	216	80%	213	79%
Tustumena	400	192	48%	178	45%	180	45%	168	42%	166	42%	165	41%
Other Locations													
Connections	**	805	N/A	753	N/A	692	N/A	659	N/A	638	N/A	621	N/A
Hope	100	17	17%	18	18%	19	19%	19	19%	19	19%	17	17%
Marathon	10	12	120%	10	100%	10	100%	10	100%	10	100%	10	100%
Nanwalek	60	75	125%	76	127%	76	127%	77	128%	75	125%	72	120%
Port Graham	50	37	74%	38	76%	40	80%	43	86%	45	90%	46	92%
Susan B English	200	31	16%	37	19%	38	19%	39	20%	43	22%	45	23%
Tebughna	125	31	25%	30	24%	31	25%	31	25%	31	25%	31	25%
		8,881		8,681		8,664		8,599		8,549		8,518	

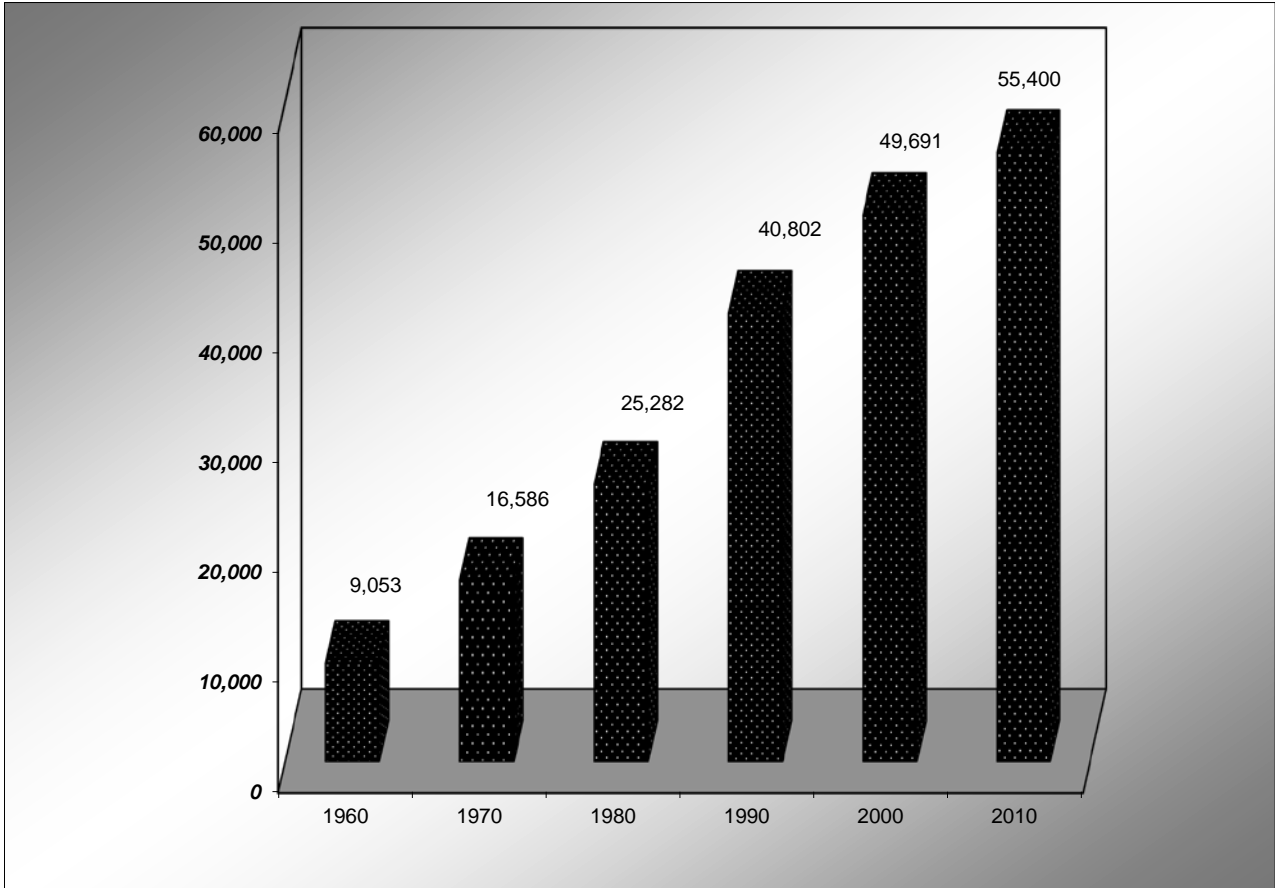
* Charter Schools are housed in the district according to the terms of their contract, which is based on available space in existing facilities.

** Connections Program does not require space to house students.

*** River City Academy is housed at Skyview High School

Borough Population 1960-2010

	1960	1970	1980	1990	2000	2010
Homer	800	1,083	2,209	3,660	3,946	5,003
Kenai	778	3,533	4,324	6,327	6,942	7,100
Seward	1,891	1,587	1,843	2,699	2,830	2,693
Soldotna	332	1,202	2,320	3,482	3,759	4,163
Total Borough Population	9,053	16,586	25,282	40,802	49,691	55,400



Source: Alaska Department of Labor

Historical Data

Although borough population shows a 9.5% increase from 2008 to 2017, KPBSD enrollment has decreased 5.2% in this same period. Enrollment has declined from a high of 10,384 in 1998 to 8,785 in 2017, a reduction of over 15.4%. In 1998, enrollment was around 21.5% of the total population, but that percentage has declined to 15% of the total population for 2017.

Comparison of KPBSD Average Daily Membership (ADM) to total borough population:

Year	KPBSD ADM	KPB Total Population*	% of Total
2017	8,785	58,024	15.14%
2016	8,788	57,763	15.21%
2015	8,826	57,147	15.44%
2014	8,756	56,862	15.40%
2013	8,886	56,756	15.66%
2012	8,922	56,369	15.83%
2011	8,978	55,400	16.21%
2010	9,145	53,578	17.07%
2009	9,256	52,990	17.47%
2008	9,250	52,990	17.46%

* Population figures obtained from State of Alaska Department of Commerce, Community and Economic Development, commissioner's certification of municipal populations. Figures have been updated with the most current available data.