

KENAI PENINSULA BOROUGH SCHOOL DISTRICT



FIVE-YEAR ENROLLMENT PROJECTION

2020 – 21 through 2024 – 25

November 5, 2019

www.kpbsd.k12.ak.us

Kenai Peninsula Borough School District

148 North Binkley Street
Soldotna, AK 99669

Five Year Enrollment Projections

2020-21 through 2024-25

Submitted to the State of Alaska, Department of Education
November 5, 2019

Mr. John O'Brien, Superintendent
Mr. Dave Jones, Assistant Superintendent, Instructional Support

Table of Contents

	Page
Introduction	
Introduction.....	1
KPBSD Schools.....	2
School Facilities and Educational Structure.....	3-4
Individual School Enrollments	
FY21 Enrollment Projection.....	5
Aurora Borealis Charter School.....	6
Chapman School.....	7
Connections.....	8
Cooper Landing School.....	9
Fireweed Academy Charter School.....	10
Homer Flex High School.....	11
Homer High School.....	12
Homer Middle School.....	13
Hope School.....	14
Kachemak Selo.....	15
Kaleidoscope Charter School.....	16
K-Beach Elementary School.....	17
Kenai Alternative High School.....	18
Kenai Central High School.....	19
Kenai Middle School.....	20
Marathon.....	21
McNeil Canyon Elementary School.....	22
Moose Pass School.....	23
Mountain View Elementary School.....	24
Nanwalek School.....	25
Nikiski Middle/Senior High School.....	26
Nikiski North Star Elementary School.....	27
Nikolaevsk School.....	28
Ninilchik School.....	29
Paul Banks Elementary School.....	30
Port Graham School.....	31
Razdolna School.....	32
Redoubt Elementary School.....	33
River City Academy.....	34
Seward Elementary School.....	35

Seward High School.....	36
Seward Middle School.....	37
Skyview High School.....	38
Skyview Middle School.....	39
Soldotna Elementary School.....	40
Soldotna High School.....	41
Soldotna Montessori Charter School.....	42
Soldotna Prep.....	43
Spring Creek School.....	44
Sterling Elementary School.....	45
Susan B English School.....	46
Tebughna School.....	47
Tustumena Elementary School.....	48
Voznesenka School.....	49
West Homer Elementary School.....	50

Projected Enrollments

FY21 Enrollment Projection.....	51
FY22 Enrollment Projection.....	52
FY23 Enrollment Projection.....	53
FY24 Enrollment Projection.....	54
FY25 Enrollment Projection.....	55

OASIS (On-line Alaska School Information System)

OASIS Information.....	57
FY19 Actual Enrollment compared to OASIS.....	58
FY18 Actual Enrollment compared to OASIS.....	59
FY17 Actual Enrollment compared to OASIS.....	60
FY16 Actual Enrollment compared to OASIS.....	61
FY15 Actual Enrollment compared to OASIS.....	62
FY14 Actual Enrollment compared to OASIS.....	63
FY13 Actual Enrollment compared to OASIS.....	64
FY12 Actual Enrollment compared to OASIS.....	65
FY11 Actual Enrollment compared to OASIS.....	66
FY10 Actual Enrollment compared to OASIS.....	67
FY09 Actual Enrollment compared to OASIS.....	68
FY08 Actual Enrollment compared to OASIS.....	69
FY07 Actual Enrollment compared to OASIS.....	70
FY06 Actual Enrollment compared to OASIS.....	71
FY05 Actual Enrollment compared to OASIS.....	72
FY04 Actual Enrollment compared to OASIS.....	73

Supplemental Information

FY20 Actual Enrollment by Location and Grade.....	75
History and Projected Enrollment by Year.....	76
Enrollment History by Site.....	77
Enrollment Projection by Site.....	78
Enrollment Projection by Area.....	79
Borough Population 1960 to 2010.....	80
Population Growth and Historical Data.....	81

Introduction

Introduction

The Kenai Peninsula Borough Board of Education is responsible for providing an adequate educational environment for the students of the Kenai Peninsula Borough School District. To fulfill this obligation, the Board regularly reviews the District's long-range plan. On an annual basis, the School Board receives a new enrollment report.

Information from building administrators and other sources (like Child Find and Head Start programs) help determine the projected number of incoming kindergartners at each school. Once estimates have been made for the incoming kindergarten class, the other peer groups are rolled forward to the next grade. Administration also takes into consideration historical trends, economic variables and other available information in the projection.

This narrative is divided into two sections:

- School Facilities and Educational Structure
- Population Growth and Projections for FY21 through FY25

Charts and data providing detailed membership projections, graphs of demographic facts related to the student population and other information are included in each section

The process used to project the FY21 enrollment is based on a straight-line method. The steps involved were:

1. Grades at all school sites were moved ahead one grade level with some variance based on principal input.
2. Charter school enrollment projections are in concert with the contractual agreement between the School District and the charter school.
3. AR 6183 (c) notes the enrollment staffing for Homer Flex, Kenai Alternative and Kenai Youth Facility locations.
4. Kindergarten enrollment was based on the average of actual enrollment, for FY18, FY19 and FY20 and administrator recommendations.
5. Sites affected by feeder schools were adjusted appropriately.

The District was required to submit the FY21 enrollment projection to the Department of Education and Early Development by November 5, 2019.

Kenai Peninsula Borough School District Schools

Area	School Name	Configuration	Original State Capacity	Revised State Capacity	Difference
Homer Area	Chapman	K-8	225	150	(75)
	Fireweed Academy Charter *	K-6			
	Homer Flex	9-12	75		
	Homer High	9-12	600		
	Homer Middle	7-8	375	360	(15)
	Kachemak Selo	K-12	100		
	McNeil Canyon	K-6	250	260	10
	Nikolaevsk	K-12	250	175	(75)
	Ninilchik	K-12	400	300	(100)
	Paul Banks	K-2	350	270	(80)
	Razdolna	K-12	50		
	Voznesenka	K-12	150		
	West Homer Elem	3-6	500	450	(50)
Kenai Area	Aurora Borealis Charter *	K-8			
	Kaleidoscope Charter *	K-6			
	Kenai Alternative	9-12	125		
	Kenai Central High	9-12	800		
	Kenai Middle	6-8	550	500	(50)
	Mountain View	K-5	500	430	(70)
Nikiski Area	Nikiski Middle/Senior	6-12	600		
	Nikiski North Star	K-5	500	430	(70)
Seward Area	Moose Pass	K-8	65	50	(15)
	Seward Elem	K-5	500	450	(50)
	Seward High	9-12	400		
	Seward Middle	6-8	300	227	(73)
Soldotna Area	Cooper Landing	K-12	50	40	(10)
	K-Beach	K-6	500	400	(100)
	Redoubt	K-6	500	400	(100)
	River City Academy **	7-12			
	Skyview Middle School	7-8	600		
	Soldotna Elementary	K-6	550	470	(80)
	Soldotna High	10-12	800		
	Soldotna Montessori Charter *	K-6			
	Sterling	K-6	325	270	(55)
Tustumena	K-6	400			
Other Locations	Connections	K-12			
	Hope	K-12	100		
	Marathon	7-12	10		
	Nanwalek	K-12	50	60	10
	Port Graham	K-12	50		
	Susan B. English	K-12	200		
	Tebughna	K-12	125		

* Charter schools in the district are housed according to the terms of their contract

** River City Academy is housed at Skyview Middle School.

*** Connections home-school program does not require space to house students

School Facilities and Educational Structure

The Kenai Peninsula Borough School District operates 42 facilities, housing 8,725 students and 1,192.72 FTE district staff.

There are a variety of configurations, depending on community location and population. Schools are divided into four categories for the certified staffing formula, with further divisions for the support staffing formula. As of November 2010, the four categories specified by the certified staffing formula are:

1. High School/Middle School with population greater than 100:

Homer High	Seward High
Homer Middle	Seward Middle
Kenai Central High	Skyview Middle School
Kenai Middle	Soldotna High
Nikiski Jr/Sr High	Soldotna Prep

2. Elementary Schools K-6 with population greater than 250:

K-Beach	Seward
Mountain View	Soldotna
Nikiski North Star	West Homer
Redoubt	

3. Elementary Schools K-6 with population from 100 -250:

McNeil	Sterling
Paul Banks	Tustumena

4. Small Schools with population less than 200:

Chapman	Ninilchik
Cooper Landing	Port Graham
Hope	Razdolna
Kachemak Selo	River City Academy
Moose Pass	Susan B. English
Nanwalek	Tebughna
Nikolaevsk	Voznesenka

5. Other Programs:

Connections	Kenai Alternative High
Homer Flex High	Marathon

Special Education services are offered in all elementary and secondary schools in the District.

There are four charter schools in the district.

Aurora Borealis Charter School serves grades K-8. Kaleidoscope School of Arts and Sciences serves grades K-5. Fireweed and Soldotna Montessori Charter schools serve grades K-6. Soldotna Montessori is organized by age. Charter schools are not included in the staffing formulas because they determine their own staffing levels.

Homer Flex and Kenai Alternative are schools that offer alternative programs for students within their communities to complete high school. River City Academy offers a secondary grade level standards-based program. Marathon is a high school program in a secure facility operated in conjunction with the Department of Corrections.

Elementary and charter schools feed into middle schools and middle schools feed into high schools. The following listing shows the elementary schools that are located within each middle school attendance area:

Homer Middle School

Fireweed Academy Charter
McNeil Canyon
West Homer

Skyview Middle School

K-Beach
Redoubt
Soldotna
Soldotna Montessori Charter
Sterling
Tustumena

Kenai Middle School

K-Beach
Kaleidoscope Charter
Mountain View

Seward Middle School

Seward

Nikiski Middle School

Nikiski North Star

Schools not involved in the Middle School Feeder System

Connections	Port Graham
Kachemak Selo	Susan B. English
Nikolaevsk	Tebughna
Ninilchik	Voznesenka

Individual School Enrollments

FY21 Enrollment Projection

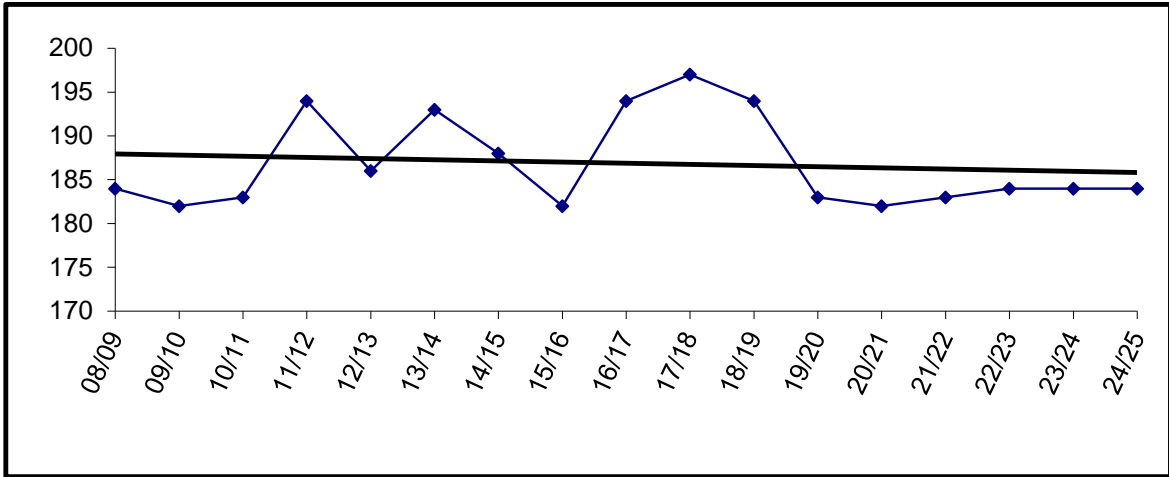
	Pre-K	K	1	2	3	4	5	6	7	8	9	10	11	12	FY21 Projection	FY20 on 10-18-19 W/Presch	FY20 on 10-18-19 Difference	FY20 on 10-18-19 WO/Presch	FY20 on 10-18-19 Difference
Aurora Borealis Charter	0	24	24	23	22	22	22	15	15	15	0	0	0	0	182	183	(1)	183	(1)
Chapman	0	16	16	12	18	13	13	11	16	15	0	0	0	0	130	136	(6)	126	4
Connections	0	53	52	37	53	45	63	65	50	80	67	65	78	102	810	869	(59)	869	(59)
Cooper Landing	0	1	1	1	2	2	2	0	2	0	2	0	0	1	14	13	1	13	1
Fireweed Academy Charter	0	19	21	15	15	15	22	10	0	0	0	0	0	0	117	127	(10)	127	(10)
Homer Flex	0	0	0	0	0	0	0	0	0	0	4	4	7	15	30	28	2	28	2
Homer High	0	0	0	0	0	0	0	0	0	0	110	100	91	97	398	372	26	372	26
Homer Middle	0	0	0	0	0	0	0	0	102	80	0	0	0	0	182	175	7	175	7
Hope	0	1	2	0	2	2	0	1	1	2	2	3	0	0	16	16	0	16	0
Kachemak Selo	0	5	3	2	4	3	2	0	5	1	3	5	4	4	41	38	3	38	3
Kaleidoscope Charter	0	40	42	45	42	43	48	0	0	0	0	0	0	0	260	260	0	260	0
K-Beach	0	61	55	72	63	58	80	61	0	0	0	0	0	0	450	444	6	443	7
Kenai Alternative	0	0	0	0	0	0	0	0	0	0	1	5	10	36	52	67	(15)	52	0
Kenai Central High	0	0	0	0	0	0	0	0	0	0	118	118	119	100	455	434	21	434	21
Kenai Middle	0	0	0	0	0	0	0	136	131	133	0	0	0	0	400	373	27	373	27
Marathon	0	0	0	0	0	0	0	0	0	0	1	2	4	3	10	11	(1)	11	(1)
McNeil Canyon	0	18	17	16	20	13	20	18	0	0	0	0	0	0	122	122	0	121	1
Moose Pass	0	2	2	5	4	1	3	5	1	0	0	0	0	0	23	21	2	21	2
Mountain View	0	71	65	66	69	68	72	0	0	0	0	0	0	0	411	439	(28)	415	(4)
Nanwalek	0	6	3	8	8	7	4	6	4	4	9	8	5	6	78	78	0	78	0
Nikiski Middle/Senior	0	0	0	0	0	0	0	56	52	51	53	49	44	45	350	338	12	338	12
Nikiski North Star	0	49	56	44	50	55	58	0	0	0	0	0	0	0	312	342	(30)	320	(8)
Nikolaevsk	0	1	4	2	1	2	3	5	3	1	2	5	6	5	40	48	(8)	48	(8)
Ninilchik	0	9	5	10	7	3	15	8	9	8	7	8	10	12	111	119	(8)	110	1
Paul Banks	0	60	56	58	0	0	0	0	0	0	0	0	0	0	174	206	(32)	175	(1)
Port Graham	0	3	3	4	1	3	4	3	2	3	1	3	2	2	34	34	0	34	0
Razdolna	0	6	5	6	4	9	5	8	2	13	4	10	11	4	87	83	4	83	4
Redoubt	0	47	48	38	56	57	44	54	0	0	0	0	0	0	344	368	(24)	348	(4)
River City Academy	0	0	0	0	0	0	0	0	11	14	17	20	12	11	85	83	2	83	2
Seward Elem	0	40	40	37	48	35	47	0	0	0	0	0	0	0	247	289	(42)	258	(11)
Seward High	0	0	0	0	0	0	0	0	0	0	41	36	37	46	160	158	2	158	2
Seward Middle	0	0	0	0	0	0	0	52	46	56	0	0	0	0	154	143	11	143	11
Skyview Middle	0	0	0	0	0	0	0	0	204	197	0	0	0	0	401	404	(3)	404	(3)
Soldotna Elem	0	38	37	32	33	34	37	40	0	0	0	0	0	0	251	290	(39)	252	(1)
Soldotna High	0	0	0	0	0	0	0	0	0	0	0	176	175	171	726	685	41	685	41
Soldotna Montessori Charter	0	22	24	26	22	23	25	24	0	0	0	0	0	0	166	164	2	164	2
Sterling	0	30	28	28	27	30	23	21	0	0	0	0	0	0	187	193	(6)	179	8
Susan B English	0	6	5	3	2	2	1	5	4	2	2	1	1	2	36	33	3	32	4
Tebughna	0	1	2	1	4	0	1	1	2	4	2	1	1	1	21	21	0	21	0
Tustumena	0	20	17	19	22	16	25	31	0	0	0	0	0	0	150	160	(10)	144	6
Voznesenka	0	16	9	12	8	10	6	6	10	7	12	6	12	7	121	120	1	110	11
West Homer	0	0	0	0	60	65	50	60	0	0	0	0	0	0	235	238	(3)	238	(3)
	0	665	642	622	667	636	695	702	672	686	458	625	629	670	8,573	8,725	(152)	8,482	91

Aurora Borealis Charter

YEAR	PRE-K	K	1	2	3	4	5	6	7	8	9	10	11	12	TOTAL	# Change	% Change
08/09		24	24	23	22	22	21	15	19	14					184	184	
09/10		24	23	22	22	21	20	20	11	19					182	-2	-1.1%
10/11		24	24	23	23	23	20	20	15	11					183	1	0.5%
11/12		24	24	24	24	23	23	21	17	14					194	11	6.0%
12/13		23	20	22	25	24	22	22	18	10					186	-8	-4.1%
13/14		24	23	22	24	24	24	21	18	13					193	7	3.8%
14/15	1	25	22	24	22	21	23	20	13	17					188	-5	-2.6%
15/16		24	24	22	24	20	20	20	18	10					182	-6	-3.2%
16/17		24	24	25	24	24	22	21	15	15					194	12	6.6%
17/18		23	23	23	25	24	25	22	20	12					197	3	1.5%
18/19		24	25	21	20	24	22	21	17	20					194	-3	-1.5%
19/20		24	24	24	22	19	24	15	17	14					183	-11	-5.7%
20/21		24	24	23	22	22	22	15	15	15					182	-1	-0.5%
21/22		24	24	23	23	22	22	15	15	15					183	1	0.5%
22/23		24	24	23	23	23	22	15	15	15					184	1	0.5%
23/24		24	24	23	23	23	22	15	15	15					184	0	0.0%
24/25		24	24	23	23	23	22	15	15	15					184	0	0.0%

Actual

Projected



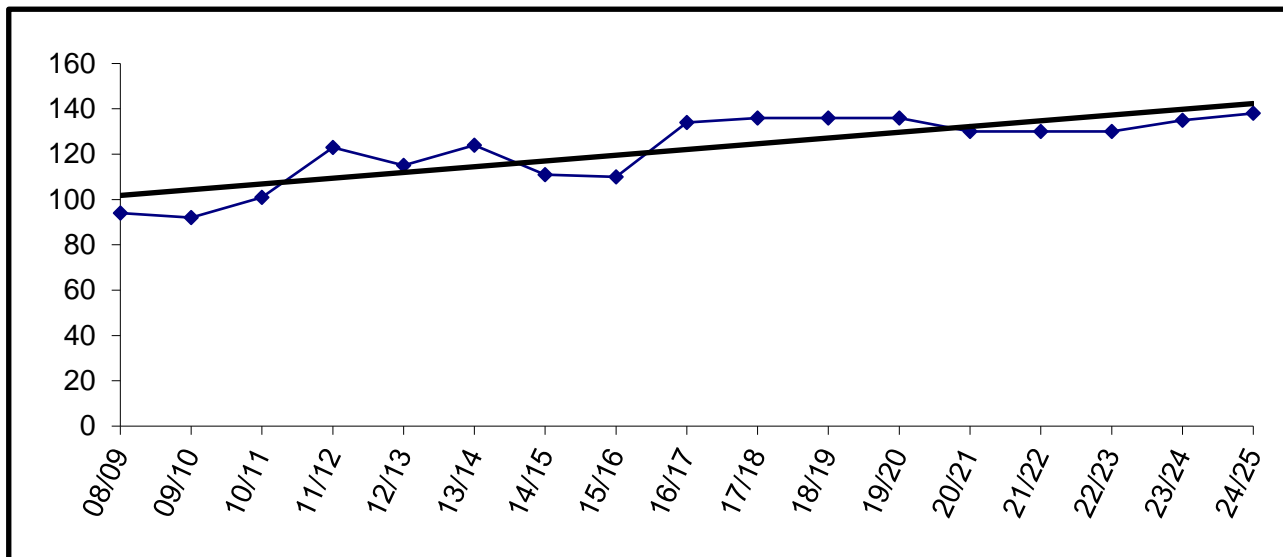
Charter schools in the district are housed according to the terms of their contract. The Board may allow them to use available space in existing facilities.

Aurora Borealis is currently housed in the old Kenai Elementary building.

Enrollment for FY09 and beyond is subject to board review and approval.

Chapman

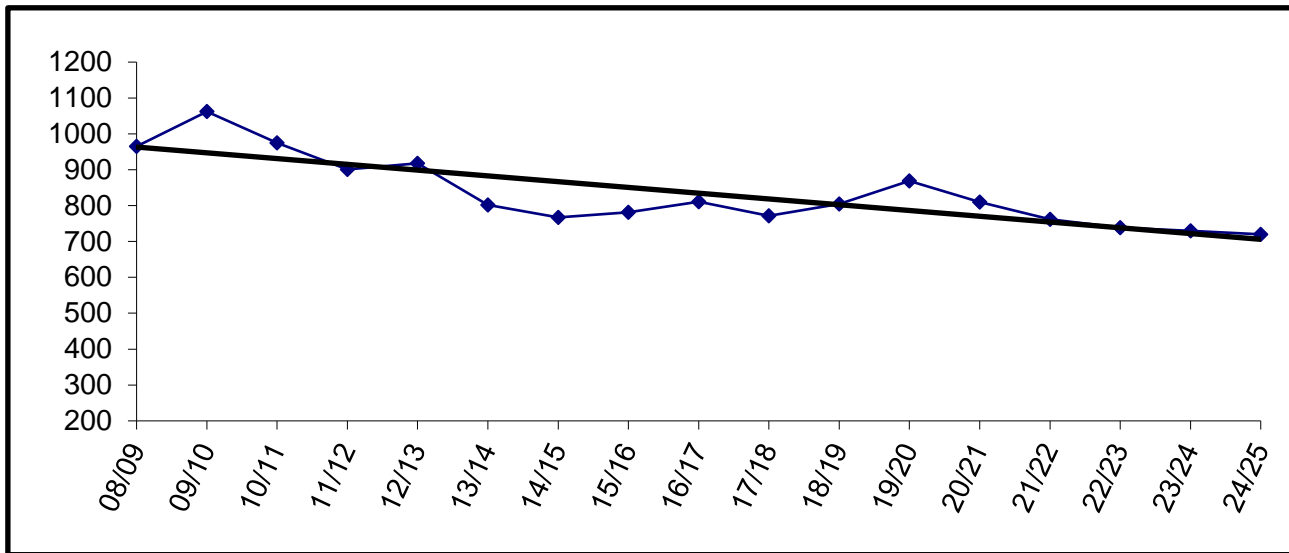
	YEAR	PRE-K	K	1	2	3	4	5	6	7	8	9	10	11	12	TOTAL	#	Change	% Change
Actual	08/09		12	10	13	8	12	13	8	13	5					94	94		
	09/10		8	14	9	15	8	9	15	5	9					92	-2	-2.1%	
	10/11	12	11	10	13	9	14	8	8	10	6					101	9	9.8%	
	11/12	22	17	13	10	13	8	13	10	7	10					123	22	21.8%	
	12/13	20	14	16	8	10	12	7	12	8	8					115	-8	-6.5%	
	13/14	17	20	13	13	12	9	13	6	14	7					124	9	7.8%	
	14/15	10	15	15	14	11	10	7	11	6	12					111	-13	-10.5%	
	15/16	10	16	12	16	13	12	9	9	7	6					110	-1	-0.9%	
	16/17	22	18	15	12	16	12	12	11	8	8					134	24	21.8%	
	17/18	10	19	17	13	13	18	10	16	12	8					136	2	1.5%	
Projected	18/19	14	13	20	14	16	11	16	9	12	11					136	0	0.0%	
	19/20	10	16	12	18	13	13	11	16	15	12					136	0	0.0%	
	20/21		16	16	12	18	13	13	11	16	15					130	-6	-4.4%	
	21/22		15	16	16	12	18	13	13	11	16					130	0	0.0%	
	22/23		16	15	16	16	12	18	13	13	11					130	0	0.0%	
	23/24		16	16	15	16	16	12	18	13	13					135	5	3.8%	
24/25		16	16	16	15	16	16	16	12	18	13				138	3	2.2%		



Building Capacity	150	
# enrolled and % of capacity		
Actual	Projected	
<u>FY20</u>	<u>FY21</u>	<u>FY22</u>
136	130	130
91%	87%	87%

Connections

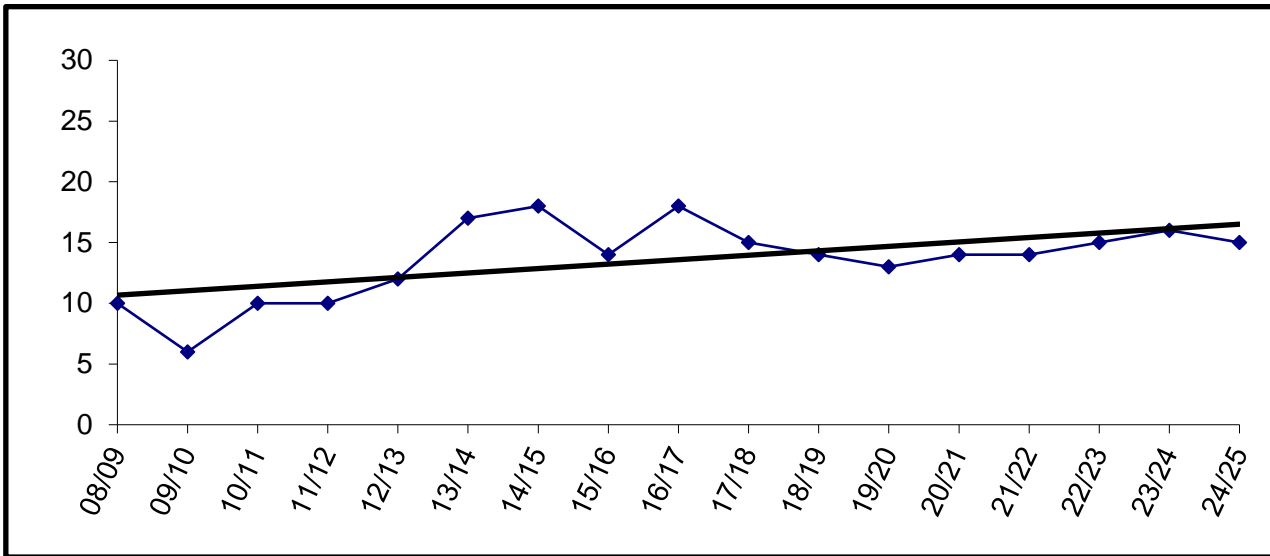
	YEAR	PRE-K	K	1	2	3	4	5	6	7	8	9	10	11	12	TOTAL	# Change	% Change
Actual	08/09		55	69	66	60	62	68	70	66	65	94	106	98	86	965	965	
	09/10		67	44	72	61	67	69	79	95	76	108	111	125	88	1062	97	10.1%
	10/11		66	54	54	61	63	54	61	82	89	71	96	96	128	975	-87	-8.2%
	11/12		38	55	52	47	62	63	52	65	83	72	88	101	123	901	-74	-7.6%
	12/13		67	42	70	58	58	65	66	68	80	76	78	85	105	918	17	1.9%
	13/14		44	55	43	51	53	46	54	63	54	58	80	98	103	802	-116	-12.6%
	14/15		56	45	52	43	46	45	38	58	50	48	72	98	116	767	-35	-4.4%
	15/16		48	58	46	48	50	48	50	50	64	58	59	87	115	781	14	1.8%
	16/17		52	48	60	52	58	55	54	68	56	66	64	72	106	811	30	3.8%
	17/18		46	49	49	58	47	63	53	50	62	56	76	81	82	772	-39	-4.8%
Projected	18/19		37	44	42	63	60	46	70	59	59	61	73	99	92	805	33	4.3%
	19/20		52	37	53	45	63	65	50	80	67	65	78	102	112	869	64	8.0%
	20/21		53	52	37	53	45	63	65	50	80	67	65	78	102	810	-59	-6.8%
	21/22		54	53	52	37	53	45	63	65	50	80	67	65	78	762	-48	-5.9%
	22/23		55	54	53	52	37	53	45	63	65	50	80	67	65	739	-23	-3.0%
	23/24		56	55	54	53	52	37	53	45	63	65	50	80	67	730	-9	-1.2%
24/25		57	56	55	54	53	52	37	53	45	63	65	50	80	720	-10	-1.4%	



The Connections program does not require space to house students.

Cooper Landing

	YEAR	PRE-K	K	1	2	3	4	5	6	7	8	9	10	11	12	TOTAL	#	Change	% Change
Actual	08/09		2	3	2	0	2	0	0	1	0					10	10		
	09/10		0	2	0	1	0	2	0	0	1					6	-4	-40.0%	
	10/11		3	0	2	1	1	2	0	0	0	0	1	0	0	10	4	66.7%	
	11/12		2	3	0	2	0	1	1	0	0	0	1	0	0	10	0	0.0%	
	12/13		1	2	3	0	2	1	1	1	0	0	1	0	0	12	2	20.0%	
	13/14		1	1	2	5	0	2	2	1	1	1	0	1	0	17	5	41.7%	
	14/15		4	1	0	2	4	0	2	2	1	0	0	1	1	18	1	5.9%	
	15/16		4	2	2	0	2	2	0	2	0	0	0	0	0	14	-4	-22.2%	
	16/17		3	3	3	2	2	3	1	0	1	0	0	0	0	18	4	28.6%	
	17/18		4	1	3	1	1	1	1	2	1	0	1	0	0	15	-3	-16.7%	
Projected	18/19		1	3	2	2	0	2	0	2	1	0	1	0	0	14	-1	-6.7%	
	19/20		1	1	2	2	2	0	2	0	2	0	0	1	0	13	-1	-7.1%	
	20/21		1	1	1	2	2	2	0	2	0	2	0	0	1	14	1	7.7%	
	21/22		1	1	1	1	2	2	2	0	2	0	2	0	0	14	0	0.0%	
	22/23		1	1	1	1	1	2	2	2	0	2	0	2	0	15	1	7.1%	
	23/24		1	1	1	1	1	1	2	2	2	0	2	0	2	16	1	6.7%	
	24/25		1	1	1	1	1	1	1	2	2	2	0	2	0	15	-1	-6.3%	

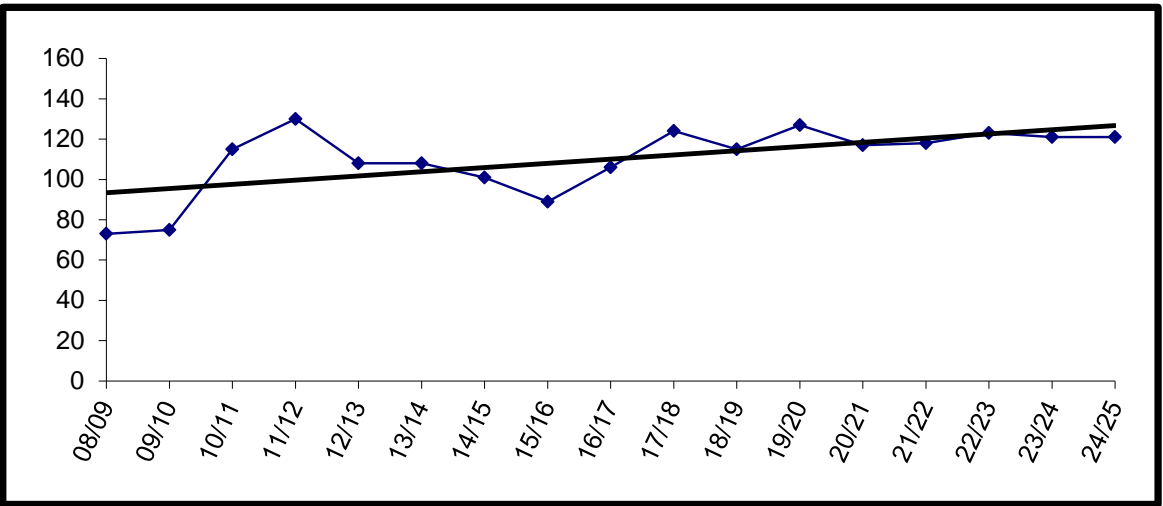


Building Capacity	40	
# enrolled and % of capacity		
Actual	Projected	
<u>FY20</u>	<u>FY21</u>	<u>FY22</u>
13	14	14
33%	35%	35%

Fireweed Academy Charter

YEAR	PRE-K	K	1	2	3	4	5	6	7	8	9	10	11	12	TOTAL	# Change	% Change
08/09					16	19	15	23							73	73	
09/10					16	22	20	17							75	2	2.7%
10/11		18	10	11	15	16	22	23							115	40	53.3%
11/12		26	20	8	17	17	19	23							130	15	13.0%
12/13		9	27	14	11	14	14	19							108	-22	-16.9%
13/14		24	12	23	13	11	12	13							108	0	0.0%
14/15		12	25	13	17	10	10	14							101	-7	-6.5%
15/16		12	10	20	11	15	12	9							89	-12	-11.9%
16/17		20	15	11	21	10	17	12							106	17	19.1%
17/18		18	18	19	12	25	11	21							124	18	17.0%
18/19		17	18	17	16	13	24	10							115	-9	-7.3%
19/20		21	15	15	20	18	13	25							127	12	10.4%
20/21		19	21	15	15	15	22	10							117	-10	-7.9%
21/22		19	19	21	15	12	22	10							118	1	0.9%
22/23		20	19	19	21	12	22	10							123	5	4.2%
23/24		19	20	19	19	12	22	10							121	-2	-1.6%
24/25		19	19	20	19	12	22	10							121	0	0.0%

Actual
Projected



Charter schools in the district are housed according to the terms of their contract. The Board may allow them to use available space in existing facilities.

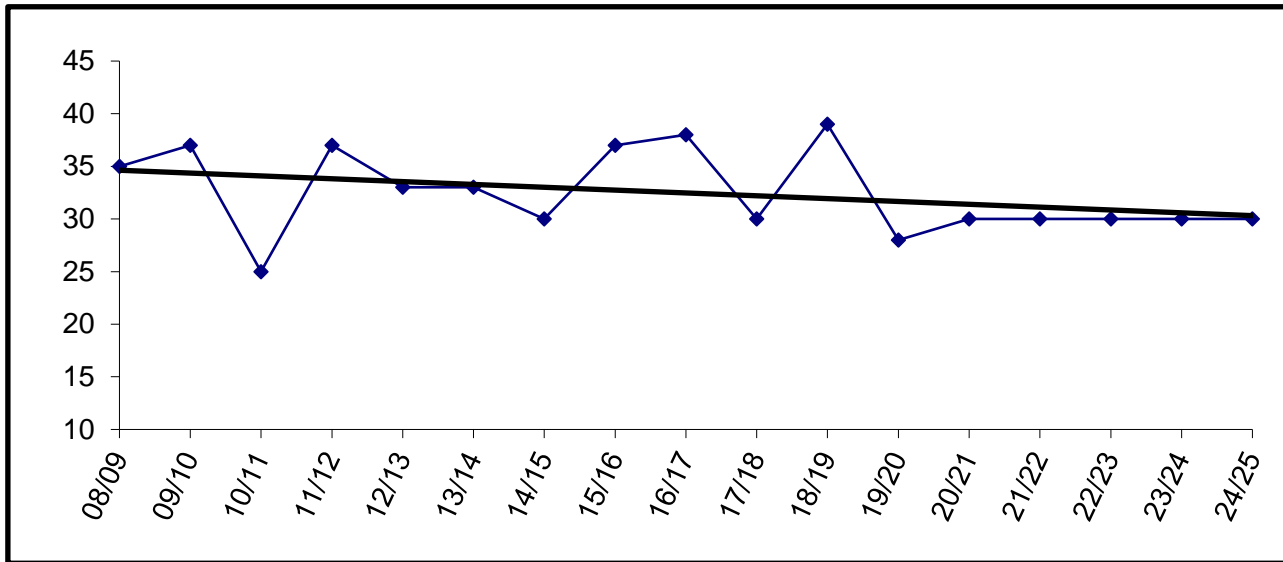
Fireweed Academy is currently housed at West Homer Elementary.

Enrollment for FY09 and beyond is subject to board review and approval.

Homer Flex

YEAR	PRE-K	K	1	2	3	4	5	6	7	8	9	10	11	12	TOTAL	# Change	% Change
08/09											5	13	8	9	35	35	
09/10											5	10	12	10	37	2	5.7%
10/11											6	2	10	7	25	-12	-32.4%
11/12											1	8	10	18	37	12	48.0%
12/13											5	10	9	9	33	-4	-10.8%
13/14											0	4	16	13	33	0	0.0%
14/15											4	5	6	15	30	-3	-9.1%
15/16											4	8	12	13	37	7	23.3%
16/17											6	6	9	17	38	1	2.7%
17/18											4	5	7	14	30	-8	-21.1%
18/19											2	7	15	15	39	9	30.0%
19/20											4	7	5	12	28	-11	-28.2%
20/21											4	4	7	15	30	2	7.1%
21/22											4	4	7	15	30	0	0.0%
22/23											4	4	7	15	30	0	0.0%
23/24											4	4	7	15	30	0	0.0%
24/25											4	4	7	15	30	0	0.0%

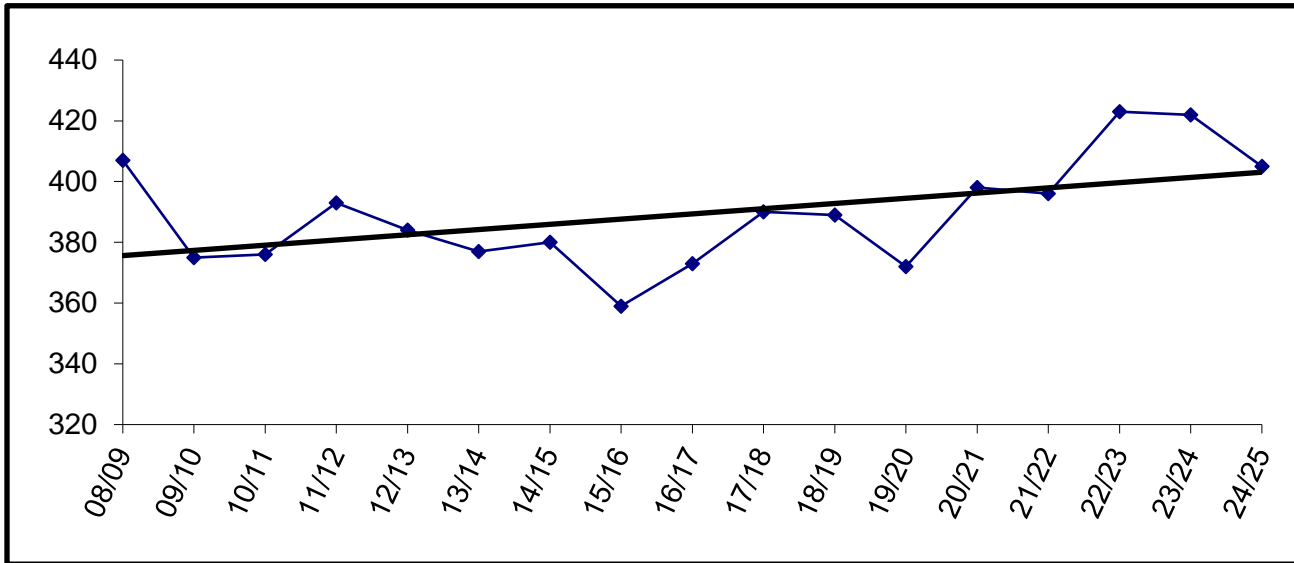
Actual ↑
 ↓
 Projected ↑
 ↓



For staffing purposes, board policy has established 50 students as the anticipated enrollment.

Homer High

	YEAR	PRE-K	K	1	2	3	4	5	6	7	8	9	10	11	12	TOTAL	# Change	% Change
Actual	08/09											119	98	93	97	407	407	
	09/10											103	109	81	82	375	-32	-7.9%
	10/11											96	94	102	84	376	1	0.3%
	11/12											113	95	81	104	393	17	4.5%
	12/13											100	115	91	78	384	-9	-2.3%
	13/14											99	97	98	83	377	-7	-1.8%
	14/15											101	90	89	100	380	3	0.8%
	15/16											114	91	72	82	359	-21	-5.5%
	16/17											103	108	91	71	373	14	3.9%
	17/18											107	99	102	82	390	17	4.6%
18/19											102	105	89	93	389	-1	-0.3%	
Projected	19/20											100	91	97	84	372	-17	-4.4%
	20/21											110	100	91	97	398	26	7.0%
	21/22											95	110	100	91	396	-2	-0.5%
	22/23											118	95	110	100	423	27	6.8%
	23/24											99	118	95	110	422	-1	-0.2%
	24/25											93	99	118	95	405	-17	-4.0%

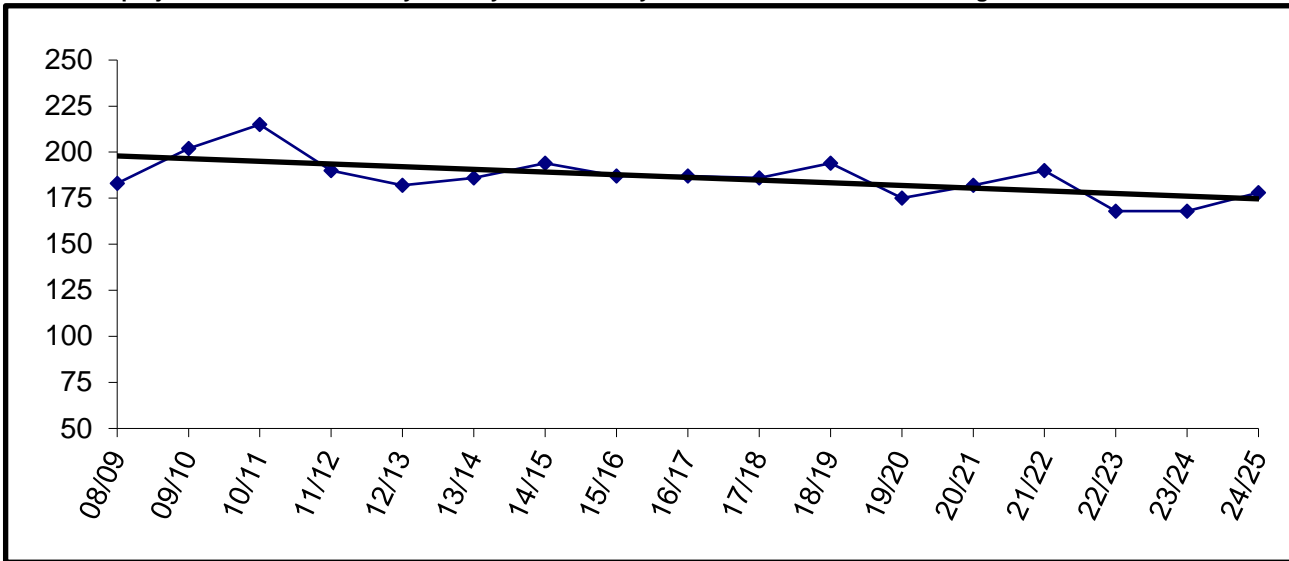


Building Capacity	600	
# enrolled and % of capacity		
Actual	Projected	
FY20	FY21	FY22
372	398	396
62%	66%	66%

Homer Middle

	YEAR	PRE-K	K	1	2	3	4	5	6	7	8	9	10	11	12	TOTAL	#	Change	% Change
Actual	08/09									88	95					183	183		
	09/10									112	90					202	19	10.4%	
	10/11									99	116					215	13	6.4%	
	11/12									96	94					190	-25	-11.6%	
	12/13									89	93					182	-8	-4.2%	
	13/14									90	96					186	4	2.2%	
	14/15									95	99					194	8	4.3%	
	15/16									97	90					187	-7	-3.6%	
	16/17									87	100					187	0	0.0%	
	17/18									92	94					186	-1	-0.5%	
Projected	18/19								97	97					194	8	4.3%		
	19/20								77	98					175	-19	-9.8%		
	20/21								102	80					182	7	4.0%		
	21/22								88	102					190	8	4.4%		
	22/23								80	88					168	-22	-11.6%		
	23/24								88	80					168	0	0.0%		
24/25								90	88					178	10	6.0%			

Enrollment projections for FY09 and beyond may be affected by charter school enrollment changes.

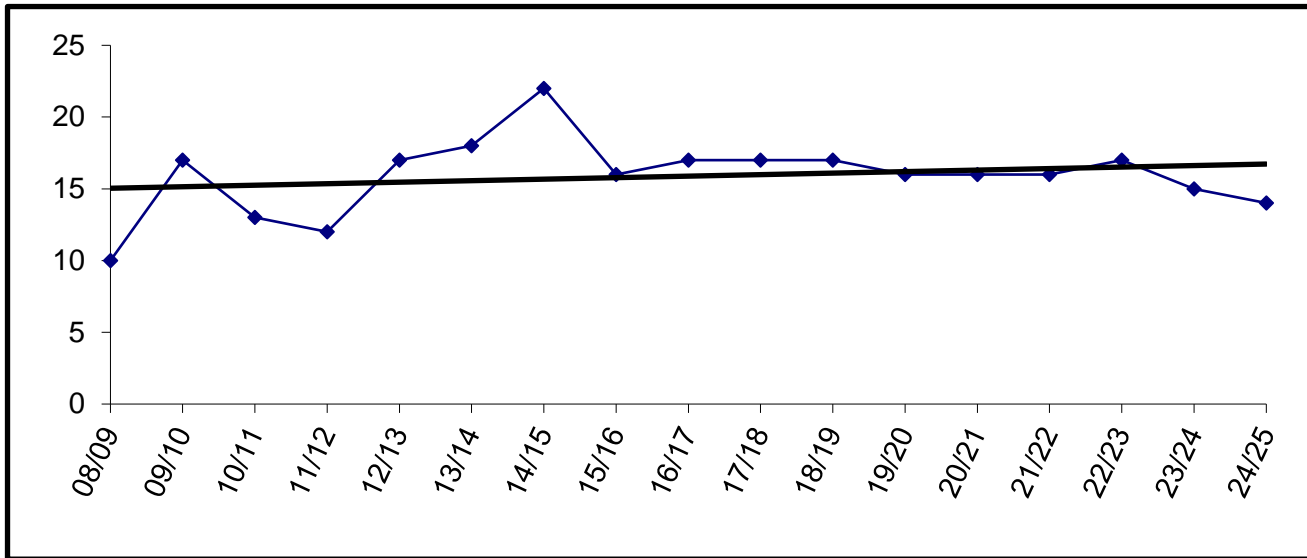


Building Capacity	360	
# enrolled and % of capacity		
Actual	Projected	
<u>FY20</u>	<u>FY21</u>	<u>FY22</u>
175	182	190
49%	51%	53%

Hope

YEAR	PRE-K	K	1	2	3	4	5	6	7	8	9	10	11	12	TOTAL	# Change	% Change
08/09		0	0	0	0	1	1	1	0	2	1	1	2	1	10	10	
09/10		2	0	0	1	0	2	0	2	2	3	0	3	2	17	7	70.0%
10/11		0	3	0	2	0	0	1	0	1	1	2	0	3	13	-4	-23.5%
11/12		1	1	2	0	1	1	0	1	0	1	2	2	0	12	-1	-7.7%
12/13		2	1	1	2	1	1	1	0	1	1	1	3	2	17	5	41.7%
13/14	1	1	3	2	1	2	1	1	1	0	1	1	1	2	18	1	5.9%
14/15		2	1	3	2	3	3	2	1	2	1	1	0	1	22	4	22.2%
15/16		0	1	1	3	2	2	3	1	1	1	0	1	0	16	-6	-27.3%
16/17		2	1	1	1	2	3	1	2	0	1	2	0	1	17	1	6.3%
17/18		3	2	0	1	1	2	2	2	2	0	1	1	0	17	0	0.0%
18/19		1	3	1	0	1	1	2	1	3	1	0	2	1	17	0	0.0%
19/20		2	0	2	2	0	1	1	2	2	3	1	0	0	16	-1	-5.9%
20/21		1	2	0	2	2	0	1	1	2	2	3	0	0	16	0	0.0%
21/22		1	1	1	0	2	2	0	1	1	2	2	3	0	16	0	0.0%
22/23		1	1	1	1	0	2	2	0	1	1	2	2	3	17	1	6.3%
23/24		1	1	1	1	1	0	2	2	0	1	1	2	2	15	-2	-11.8%
24/25		1	1	1	1	1	1	0	2	2	0	1	1	2	14	-1	-6.7%

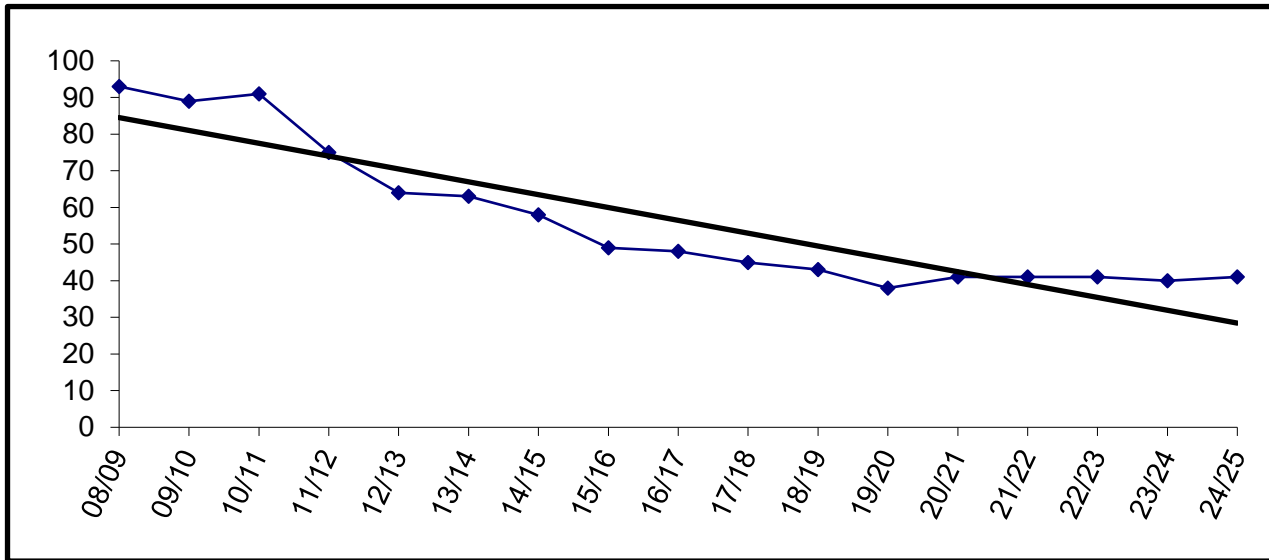
Actual
Projected



Building Capacity 100		
# enrolled and % of capacity		
Actual	Projected	
<u>FY20</u>	<u>FY21</u>	<u>FY22</u>
16	16	16
16%	16%	16%

Kachemak Selo

	YEAR	PRE-K	K	1	2	3	4	5	6	7	8	9	10	11	12	TOTAL	# Change	% Change
Actual	08/09	10	9	5	10	8	6	6	9	6	2	8	3	5	6	93	93	
	09/10	7	10	9	5	8	9	5	7	8	5	3	6	2	5	89	-4	-4.3%
	10/11	6	7	10	9	4	9	8	5	7	8	6	3	7	2	91	2	2.2%
	11/12		4	6	7	9	3	9	7	4	5	8	4	2	7	75	-16	-17.6%
	12/13		2	4	6	6	9	3	7	6	4	3	7	5	2	64	-11	-14.7%
	13/14		4	2	4	6	6	8	4	7	6	4	3	6	3	63	-1	-1.6%
	14/15		2	4	2	4	6	6	6	7	3	7	6	3	3	58	-5	-7.9%
	15/16		1	1	4	2	3	6	6	5	7	3	6	5	3	49	-9	-15.5%
	16/17		3	1	0	5	2	3	6	5	7	3	6	5	2	48	-1	-2.0%
	17/18		3	3	1	0	5	1	3	5	5	6	3	5	5	45	-3	-6.3%
Projected	18/19		3	4	3	2	0	5	1	3	4	4	7	3	4	43	-2	-4.4%
	19/20		3	2	4	3	2	0	5	1	3	5	4	4	2	38	-5	-11.6%
	20/21		5	3	2	4	3	2	0	5	1	3	5	4	4	41	3	7.9%
	21/22		4	5	3	2	4	3	2	0	5	1	3	5	4	41	0	0.0%
	22/23		4	4	5	3	2	4	3	2	0	5	1	3	5	41	0	0.0%
	23/24		4	4	4	5	3	2	4	3	2	0	5	1	3	40	-1	-2.4%
	24/25		4	4	4	4	5	3	2	4	3	2	0	5	1	41	1	2.5%

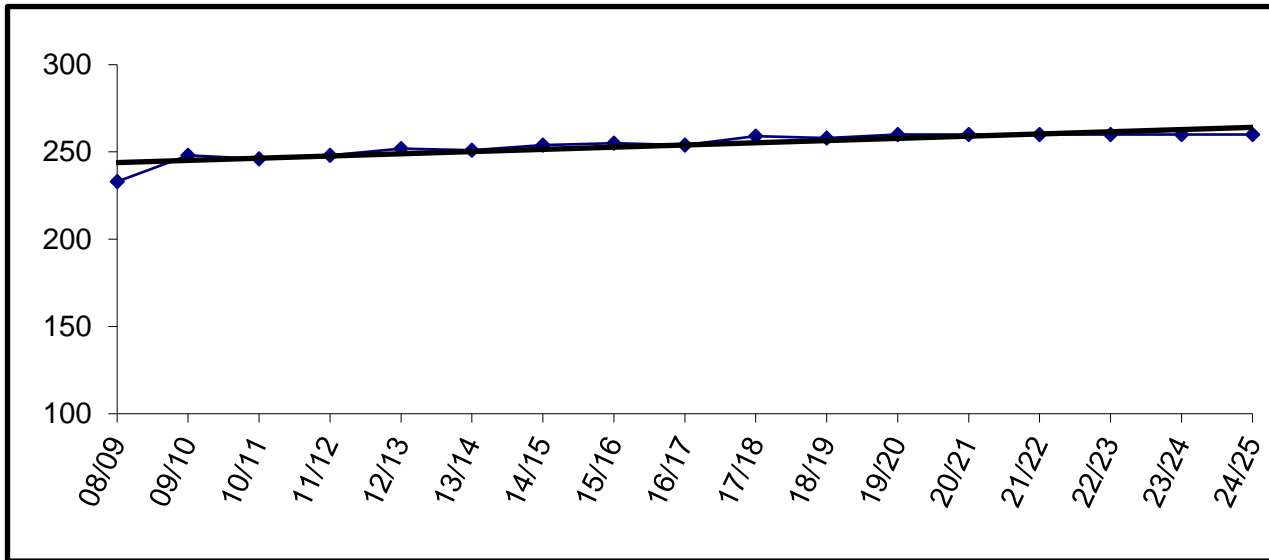


Building Capacity		100
# enrolled and % of capacity		
Actual	Projected	
FY20	FY21	FY22
38	41	41
38%	41%	41%

Kaleidoscope Charter

YEAR	PRE-K	K	1	2	3	4	5	6	7	8	9	10	11	12	TOTAL	# Change	% Change
08/09		36	36	36	36	45	30	14							233	233	
09/10		36	36	36	36	36	44	24							248	15	6.4%
10/11		36	38	34	36	36	36	30							246	-2	-0.8%
11/12		36	37	35	36	37	43	24							248	2	0.8%
12/13		36	36	36	36	36	40	32							252	4	1.6%
13/14		36	36	37	36	36	38	32							251	-1	-0.4%
14/15		38	39	41	38	44	42	12							254	3	1.2%
15/16		35	44	44	44	44	44								255	1	0.4%
16/17		35	44	44	44	44	43								254	-1	-0.4%
17/18		40	43	42	45	46	43								259	5	2.0%
18/19		40	43	44	42	44	45								258	-1	-0.4%
19/20		40	42	45	42	43	48								260	2	0.8%
20/21		40	42	45	42	43	48								260	0	0.0%
21/22		40	42	45	42	43	48								260	0	0.0%
22/23		40	42	45	42	43	48								260	0	0.0%
23/24		40	42	45	42	43	48								260	0	0.0%
24/25		40	42	45	42	43	48								260	0	0.0%

Actual
Projected



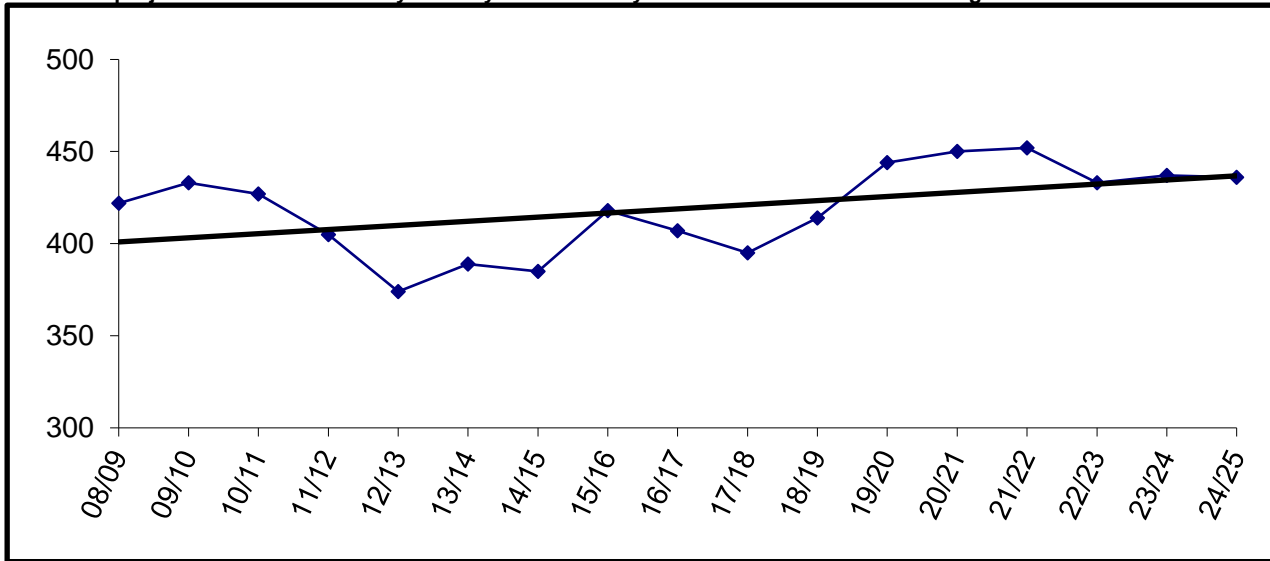
Charter schools in the district are housed according to the terms of their contract. The Board may allow them to use available space in existing facilities.

Enrollment for FY09 and beyond is subject to board review and approval.

K-Beach

YEAR	PRE-K	K	1	2	3	4	5	6	7	8	9	10	11	12	TOTAL	# Change	% Change
08/09		51	62	61	60	65	64	59							422	422	
09/10		61	56	63	62	62	71	58							433	11	2.6%
10/11		60	61	54	59	67	68	58							427	-6	-1.4%
11/12	3	50	55	60	51	60	67	59							405	-22	-5.2%
12/13	3	49	58	46	64	49	59	46							374	-31	-7.7%
13/14	5	59	49	62	53	63	48	50							389	15	4.0%
14/15	4	57	63	51	56	53	63	38							385	-4	-1.0%
15/16	4	73	53	66	55	57	57	53							418	33	8.6%
16/17	5	67	72	48	58	51	55	51							407	-11	-2.6%
17/18	7	55	56	66	44	58	53	56							395	-12	-2.9%
18/19	4	69	62	52	68	51	59	49							414	19	4.8%
19/20	1	58	73	62	56	77	61	56							444	30	7.2%
20/21		61	55	72	63	58	80	61							450	6	1.4%
21/22		63	61	55	72	63	58	80							452	2	0.4%
22/23		61	63	61	55	72	63	58							433	-19	-4.2%
23/24		62	61	63	61	55	72	63							437	4	0.9%
24/25		62	62	61	63	61	55	72							436	-1	-0.2%

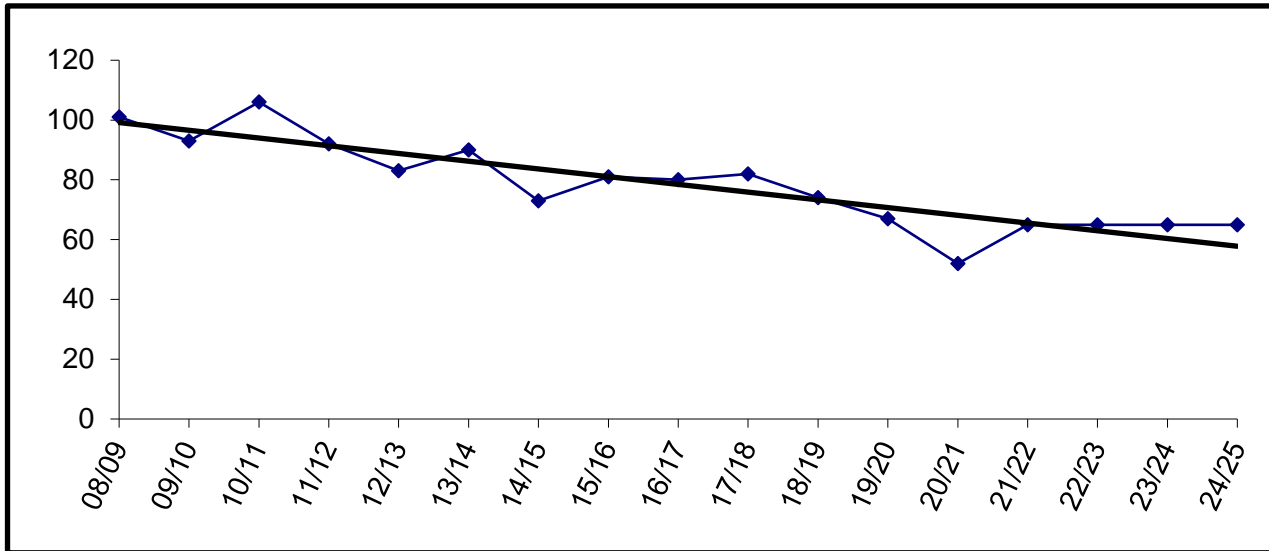
Enrollment projections for FY09 and beyond may be affected by charter school enrollment changes.



Building Capacity	400	
# enrolled and % of capacity		
Actual	Projected	
<u>FY20</u>	<u>FY21</u>	<u>FY22</u>
444	450	452
111%	113%	113%

Kenai Alternative

	YEAR	PRE-K	K	1	2	3	4	5	6	7	8	9	10	11	12	TOTAL	# Change	% Change
Actual	08/09	13										9	13	26	40	101	101	
	09/10	14										15	14	19	31	93	-8	-7.9%
	10/11	19										0	3	37	47	106	13	14.0%
	11/12	17										0	4	23	48	92	-14	-13.2%
	12/13	9										0	2	28	44	83	-9	-9.8%
	13/14	12										0	5	16	57	90	7	8.4%
	14/15	11										0	1	16	45	73	-17	-18.9%
	15/16	10										0	1	25	45	81	8	11.0%
	16/17	11										0	4	12	53	80	-1	-1.2%
	17/18	17										1	4	17	43	82	2	2.5%
Projected	18/19	14										1	3	11	45	74	-8	-9.8%
	19/20	15										1	5	10	36	67	-7	-9.5%
	20/21											1	5	10	36	52	-15	-22.4%
	21/22											1	4	18	42	65	13	25.0%
	22/23											1	4	18	42	65	0	0.0%
	23/24											1	4	18	42	65	0	0.0%
	24/25											1	4	18	42	65	0	0.0%

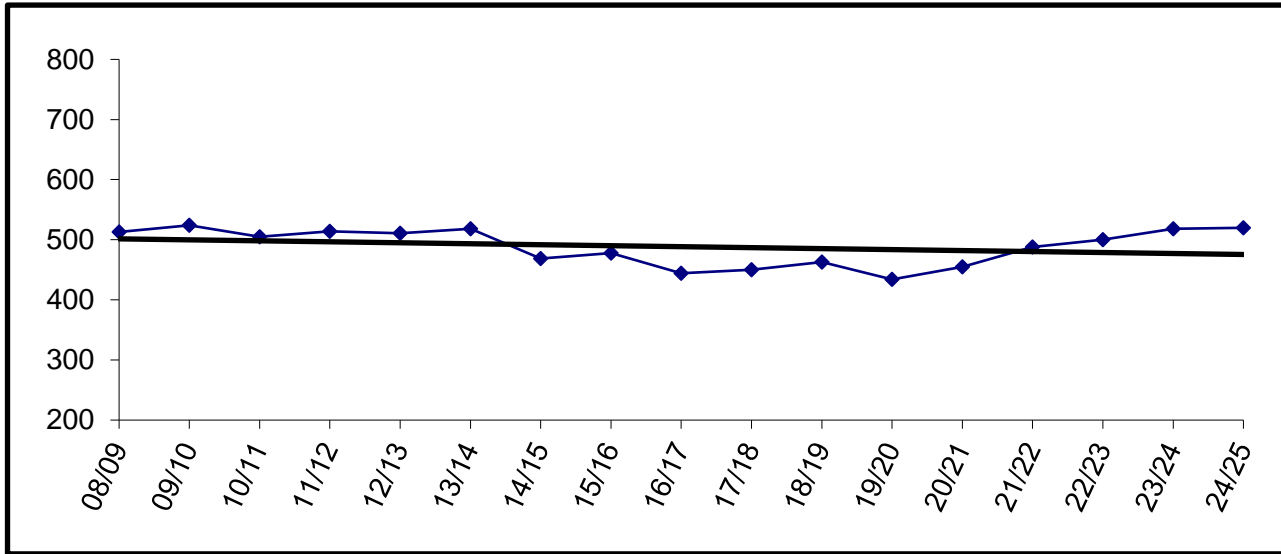


For staffing purposes, board policy has established 85 students as the anticipated enrollment.

Kenai Central

YEAR	PRE-K	K	1	2	3	4	5	6	7	8	9	10	11	12	TOTAL	# Change	% Change
08/09											149	128	119	117	513	513	
09/10											155	148	116	105	524	11	2.1%
10/11											147	132	135	91	505	-19	-3.6%
11/12											135	138	125	116	514	9	1.8%
12/13											143	131	126	111	511	-3	-0.6%
13/14											145	133	126	114	518	7	1.4%
14/15											119	138	107	105	469	-49	-9.5%
15/16											133	121	125	99	478	9	1.9%
16/17											110	123	104	107	444	-34	-7.1%
17/18											142	109	118	81	450	6	1.4%
18/19											127	127	104	105	463	13	2.9%
19/20											120	120	111	83	434	-29	-6.3%
20/21											118	118	119	100	455	21	4.8%
21/22											133	118	118	119	488	33	7.3%
22/23											131	133	118	118	500	12	2.5%
23/24											136	131	133	118	518	18	3.6%
24/25											120	136	131	133	520	2	0.4%

Actual
Projected



Building Capacity	800	
# enrolled and % of capacity		
Actual	Projected	
<u>FY20</u>	<u>FY21</u>	<u>FY22</u>
434	455	488
54%	57%	61%

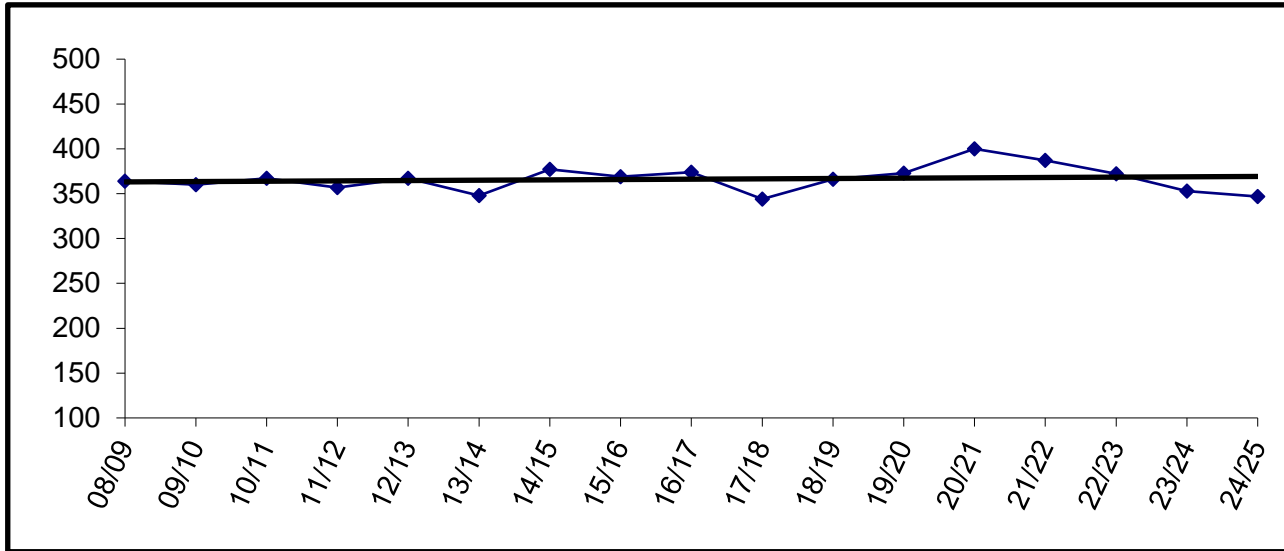
Kenai Middle

YEAR	PRE-K	K	1	2	3	4	5	6	7	8	9	10	11	12	TOTAL	# Change	% Change
08/09								97	130	137					364	364	
09/10								96	127	137					360	-4	-1.1%
10/11								103	134	130					367	7	1.9%
11/12								93	141	123					357	-10	-2.7%
12/13								113	109	145					367	10	2.8%
13/14								91	140	117					348	-19	-5.2%
14/15								115	124	138					377	29	8.3%
15/16								113	129	127					369	-8	-2.1%
16/17								126	119	129					374	5	1.4%
17/18								106	123	115					344	-30	-8.0%
18/19								137	106	123					366	22	6.4%
19/20								131	133	109					373	7	1.9%
20/21								136	131	133					400	27	7.2%
21/22								120	136	131					387	-13	-3.3%
22/23								116	120	136					372	-15	-3.9%
23/24								117	116	120					353	-19	-5.1%
24/25								114	117	116					347	-6	-1.7%

Actual

Projected

Enrollment projections for FY09 and beyond may be affected by charter school enrollment changes.

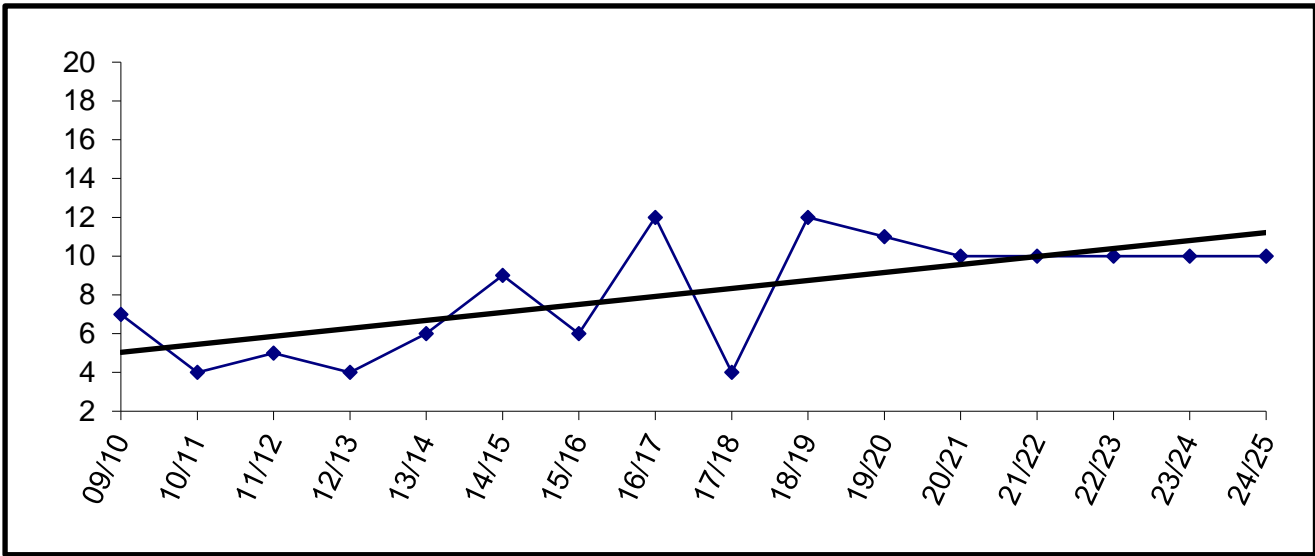


Building Capacity	500	
# enrolled and % of capacity		
Actual	Projected	
<u>FY20</u>	<u>FY21</u>	<u>FY22</u>
373	400	387
75%	80%	77%

Marathon

YEAR	PRE-K	K	1	2	3	4	5	6	7	8	9	10	11	12	TOTAL	# Change	% Change
08/09									0	3	5	4	2	2	16	16	
09/10									0	1	1	4	1	0	7	-9	-56.3%
10/11									0	0	0	0	3	1	4	-3	-42.9%
11/12									0	0	2	0	1	2	5	1	25.0%
12/13									0	0	1	1	1	1	4	-1	-20.0%
13/14									0	0	1	2	1	2	6	2	50.0%
14/15									0	0	1	0	6	2	9	3	50.0%
15/16									0	1	1	3	1	0	6	-3	-33.3%
16/17									1	1	0	4	0	6	12	6	100.0%
17/18									0	1	0	1	2	0	4	-8	-66.7%
18/19									0	3	1	2	3	3	12	8	200.0%
19/20									0	0	1	2	5	3	11	-1	-8.3%
20/21									0	0	1	2	4	3	10	-1	-9.1%
21/22									0	0	1	2	4	3	10	0	0.0%
22/23									0	0	1	2	4	3	10	0	0.0%
23/24									0	0	1	2	4	3	10	0	0.0%
24/25									0	0	1	2	4	3	10	0	0.0%

Actual
Projected

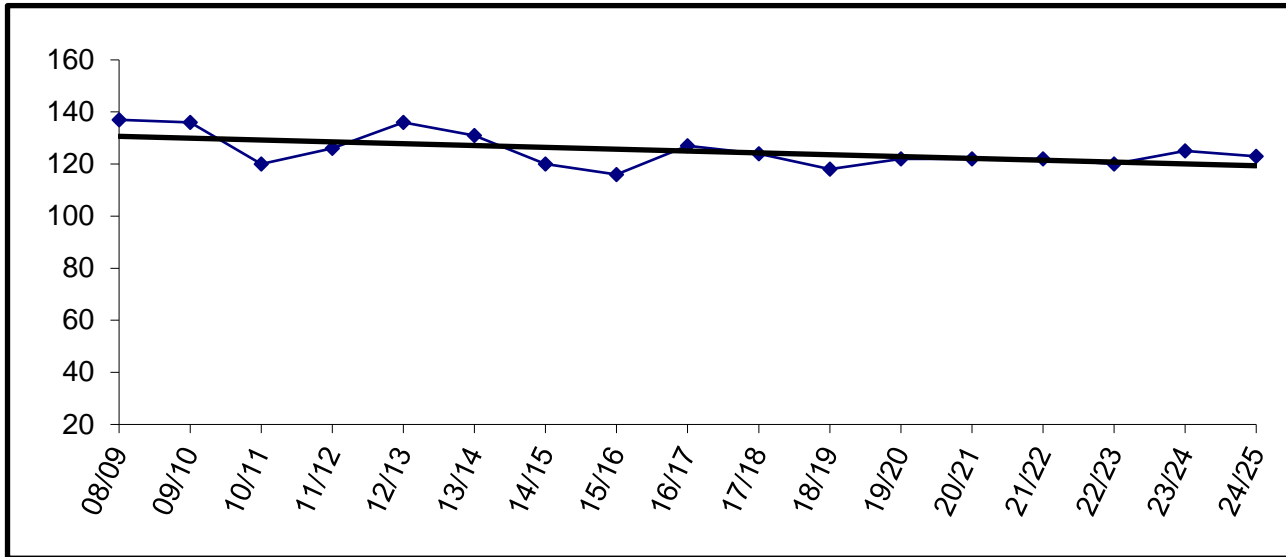


Capacity is ten beds.

McNeil Canyon

YEAR	PRE-K	K	1	2	3	4	5	6	7	8	9	10	11	12	TOTAL	# Change	% Change
08/09		23	16	19	20	13	25	21							137	137	
09/10		18	23	23	20	18	13	21							136	-1	-0.7%
10/11		10	20	25	16	18	17	14							120	-16	-11.8%
11/12		18	11	19	24	16	19	19							126	6	5.0%
12/13		21	19	13	25	24	12	22							136	10	7.9%
13/14		13	18	21	14	26	25	14							131	-5	-3.7%
14/15		11	12	16	20	13	22	26							120	-11	-8.4%
15/16		13	14	11	19	21	16	22							116	-4	-3.3%
16/17	1	15	20	14	16	18	28	15							127	11	9.5%
17/18	1	17	15	16	16	16	21	22							124	-3	-2.4%
18/19	1	18	17	13	17	19	16	17							118	-6	-4.8%
19/20	1	17	16	20	13	20	18	17							122	4	3.4%
20/21		18	17	16	20	13	20	18							122	0	0.0%
21/22		18	18	17	16	20	13	20							122	0	0.0%
22/23		18	18	18	17	16	20	13							120	-2	-1.6%
23/24		18	18	18	18	17	16	20							125	5	4.2%
24/25		18	18	18	18	18	17	16							123	-2	-1.6%

Actual
Projected

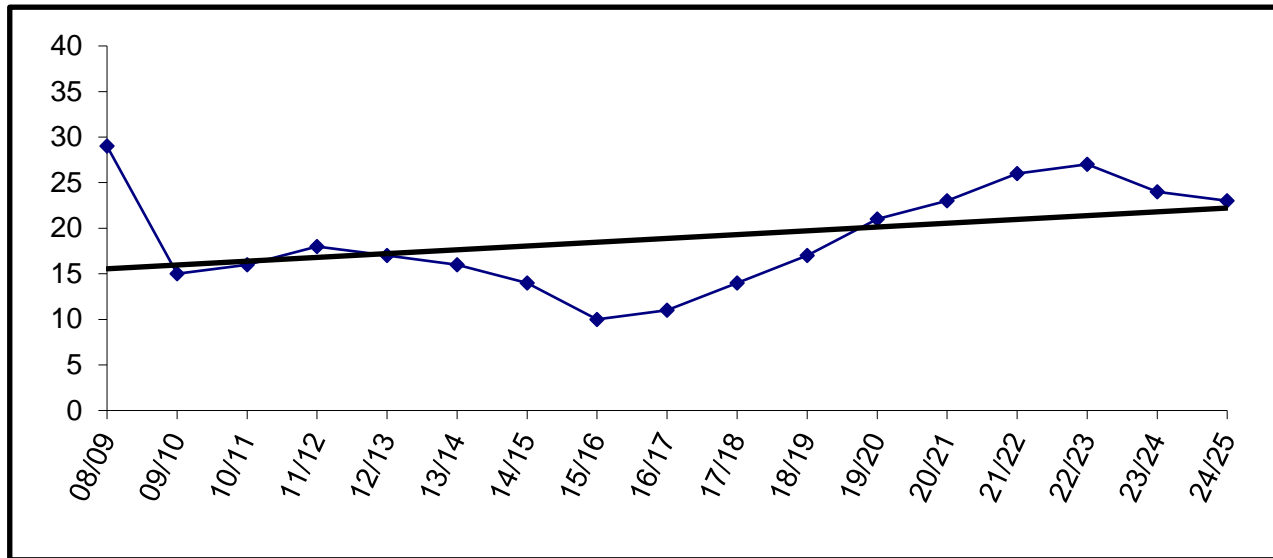


Building Capacity	260	
# enrolled and % of capacity		
Actual	Projected	
<u>FY20</u>	<u>FY21</u>	<u>FY22</u>
122	122	122
47%	47%	47%

Moose Pass

YEAR	PRE-K	K	1	2	3	4	5	6	7	8	9	10	11	12	TOTAL	# Change	% Change
08/09		4	3	2	7	2	5	4	1	1					29	29	
09/10		3	3	1	1	4	1	2	0	0					15	-14	-48.3%
10/11		2	3	2	2	2	3	2	0	0					16	1	6.7%
11/12		3	1	2	2	3	1	4	2	0					18	2	12.5%
12/13		3	4	3	1	2	3	1	0	0					17	-1	-5.6%
13/14		2	2	3	3	1	2	3	0	0					16	-1	-5.9%
14/15		4	2	0	3	2	1	1	0	1					14	-2	-12.5%
15/16		2	2	2	0	2	2	0	0	0					10	-4	-28.6%
16/17		0	2	3	2	1	3	0	0	0					11	1	10.0%
17/18		3	0	3	3	2	1	2	0	0					14	3	27.3%
18/19		4	3	1	2	3	3	0	1	0					17	3	21.4%
19/20		2	5	4	1	3	5	1	0	0					21	4	23.5%
20/21		2	2	5	4	1	3	5	1	0					23	2	9.5%
21/22		3	2	2	5	4	1	3	5	1					26	3	13.0%
22/23		2	3	2	2	5	4	1	3	5					27	1	3.8%
23/24		2	2	3	2	2	5	4	1	3					24	-3	-11.1%
24/25		2	2	2	3	2	2	5	4	1					23	-1	-4.2%

Actual
Projected



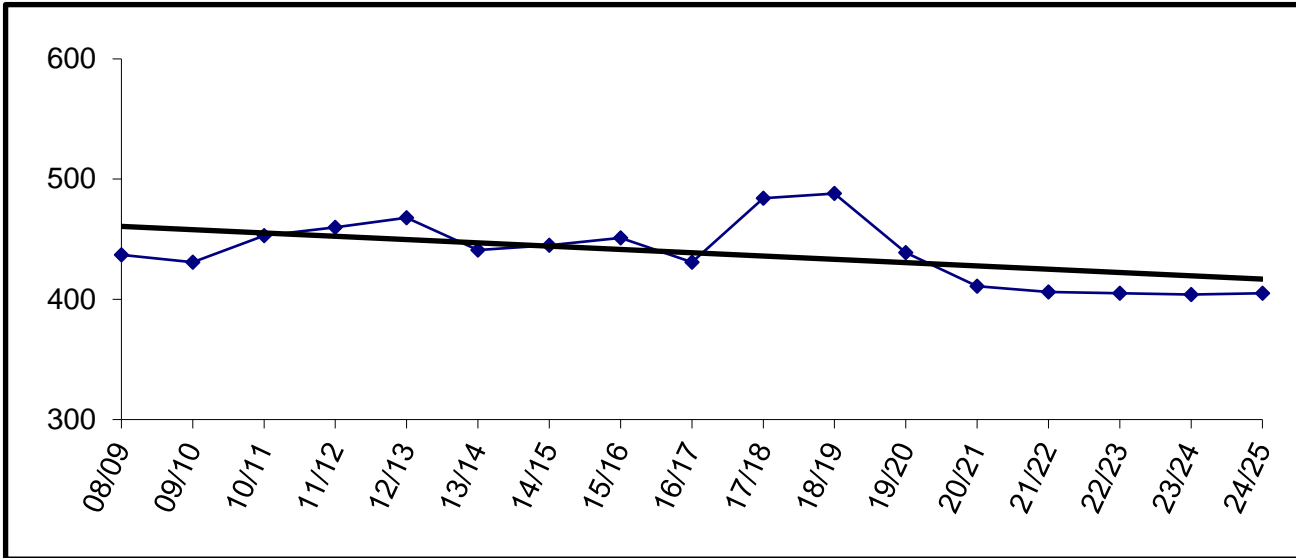
Building Capacity	50	
# enrolled and % of capacity		
Actual	Projected	
<u>FY20</u>	<u>FY21</u>	<u>FY22</u>
21	23	26
42%	46%	52%

Mountain View

YEAR	PRE-K	K	1	2	3	4	5	6	7	8	9	10	11	12	TOTAL	# Change	% Change
08/09		78	72	78	70	66	73								437	437	
09/10		73	73	71	82	61	70	1							431	-6	-1.4%
10/11	19	81	66	79	69	78	61								453	22	5.1%
11/12	25	63	83	65	78	74	72								460	7	1.5%
12/13	23	83	63	73	69	85	72								468	8	1.7%
13/14	22	85	75	57	72	59	71								441	-27	-5.8%
14/15	21	69	84	70	59	72	70								445	4	0.9%
15/16	24	90	72	69	74	51	71								451	6	1.3%
16/17	21	74	72	74	60	77	53								431	-20	-4.4%
17/18	23	89	81	70	76	68	77								484	53	12.3%
18/19	20	66	81	81	76	91	73								488	4	0.8%
19/20	24	63	65	66	69	70	82								439	-49	-10.0%
20/21		71	65	66	69	68	72								411	-28	-6.4%
21/22		67	71	65	66	69	68								406	-5	-1.2%
22/23		67	67	71	65	66	69								405	-1	-0.2%
23/24		68	67	67	71	65	66								404	-1	-0.2%
24/25		67	68	67	67	71	65								405	1	0.2%

Actual
Projected

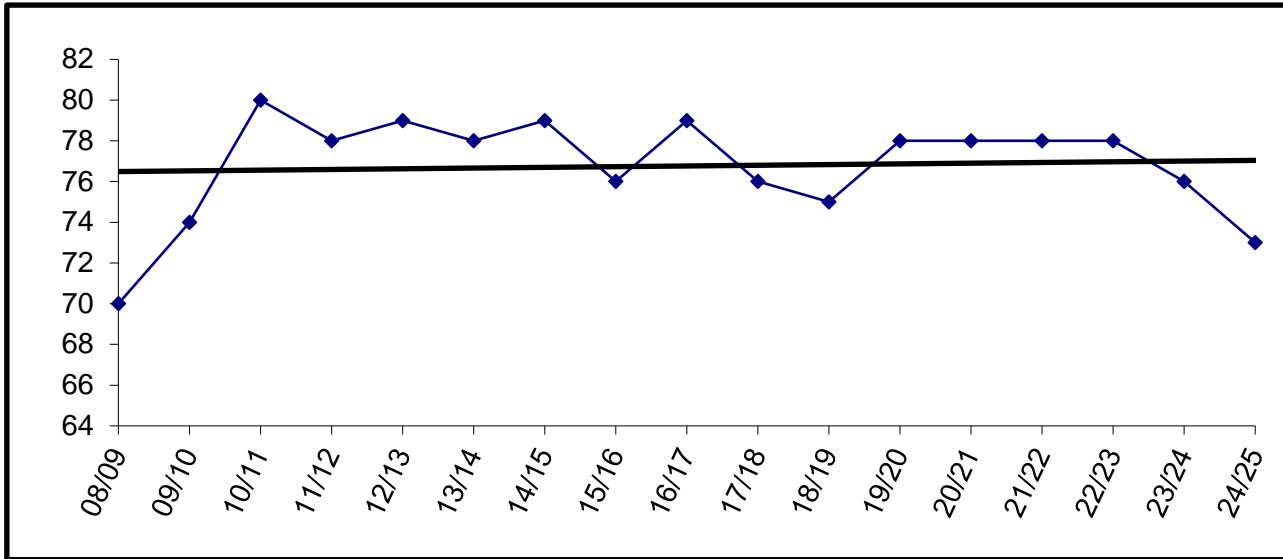
Enrollment projections for FY09 and beyond may be affected by charter school enrollment changes.



Building Capacity	430	
# enrolled and % of capacity		
Actual	Projected	
<u>FY20</u>	<u>FY21</u>	<u>FY22</u>
439	411	406
102%	96%	94%

Nanwalek

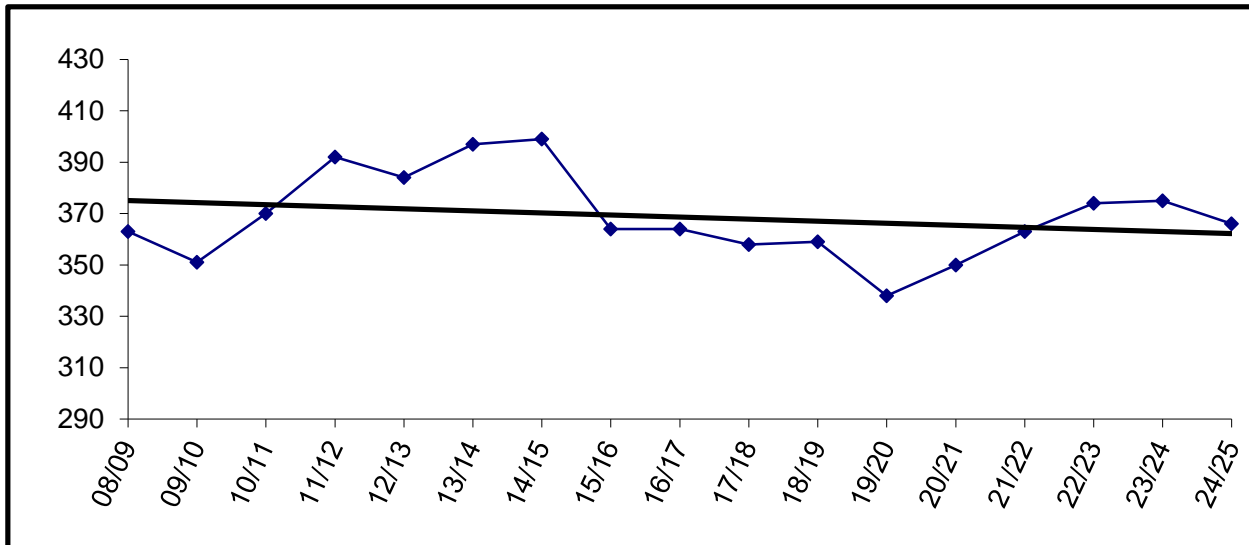
	YEAR	PRE-K	K	1	2	3	4	5	6	7	8	9	10	11	12	TOTAL	# Change	% Change
Actual	08/09	3	5	7	5	6	3	3	7	5	3	7	9	4	3	70	70	
	09/10		8	6	6	5	5	3	4	7	6	5	6	10	3	74	4	5.7%
	10/11	1	10	9	6	5	5	5	3	4	7	7	3	2	13	80	6	8.1%
	11/12	0	10	10	8	5	7	6	5	3	4	6	8	3	3	78	-2	-2.5%
	12/13		4	10	10	11	5	8	3	5	4	5	5	6	3	79	1	1.3%
	13/14		5	4	11	11	11	4	7	3	5	4	3	3	7	78	-1	-1.3%
	14/15		6	4	7	11	10	8	6	7	4	4	4	4	4	79	1	1.3%
	15/16		5	6	4	6	9	11	8	5	7	4	5	3	3	76	-3	-3.8%
	16/17		6	5	6	4	7	9	12	8	6	4	5	4	3	79	3	3.9%
	17/18		6	6	4	6	4	7	9	11	7	5	5	4	2	76	-3	-3.8%
Projected	18/19		8	7	6	4	5	3	5	8	8	7	5	6	3	75	-1	-1.3%
	19/20		3	8	8	7	4	6	4	4	9	8	5	4	8	78	3	4.0%
	20/21		6	3	8	8	7	4	6	4	4	9	8	5	6	78	0	0.0%
	21/22		6	6	3	8	8	7	4	6	4	4	9	8	5	78	0	0.0%
	22/23		5	6	6	3	8	8	7	4	6	4	4	9	8	78	0	0.0%
	23/24		6	5	6	6	3	8	8	7	4	6	4	4	9	76	-2	-2.6%
	24/25		6	6	5	6	6	3	8	8	7	4	6	4	4	73	-3	-3.9%



Building Capacity	60	
# enrolled and % of capacity		
Actual	Projected	
<u>FY20</u>	<u>FY21</u>	<u>FY22</u>
78	78	78
130%	130%	130%

Nikiski Middle - Senior High

	YEAR	PRE-K	K	1	2	3	4	5	6	7	8	9	10	11	12	TOTAL	# Change	% Change
Actual	08/09								47	74	73	83	38	48		363	363	
	09/10								63	49	86	63	57	33		351	-12	-3.3%
	10/11								60	67	47	78	54	64		370	19	5.4%
	11/12	*							39	60	67	61	49	65	51	392	22	5.9%
	12/13								60	42	61	64	60	41	56	384	-8	-2.0%
	13/14								54	66	51	65	60	59	42	397	13	3.4%
	14/15								57	54	61	50	66	56	55	399	2	0.5%
	15/16								49	52	48	62	48	55	50	364	-35	-8.8%
	16/17								46	55	54	56	59	43	51	364	0	0.0%
	17/18								64	44	56	51	50	50	43	358	-6	-1.6%
18/19								55	63	47	55	47	51	41	359	1	0.3%	
Projected	19/20							51	51	53	49	40	54	40	338	-21	-5.8%	
	20/21							56	52	51	53	49	44	45	350	12	3.6%	
	21/22							58	56	52	51	53	49	44	363	13	3.7%	
	22/23							55	58	56	52	51	53	49	374	11	3.0%	
	23/24							50	55	58	56	52	51	53	375	1	0.3%	
	24/25							44	50	55	58	56	52	51	366	-9	-2.4%	



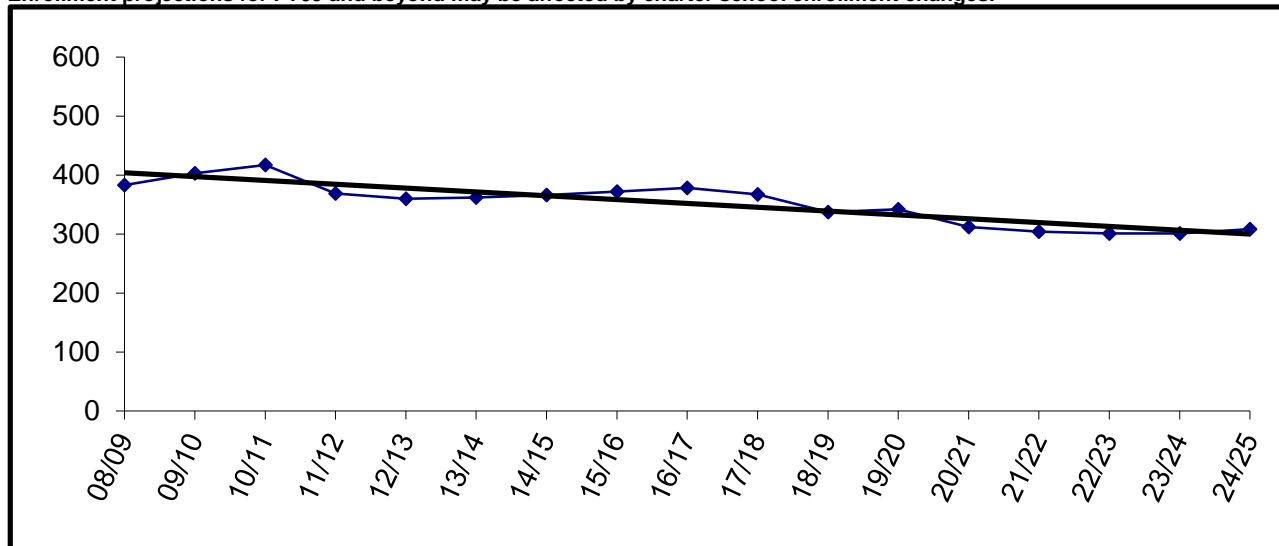
Building Capacity	600	
# enrolled and % of capacity		
Actual	Projected	
<u>FY20</u>	<u>FY21</u>	<u>FY22</u>
338	350	363
56%	58%	61%

* Beginning in FY12, Grade Six will be relocated from Nikiski North Star

Nikiski North Star

	YEAR	PRE-K	K	1	2	3	4	5	6	7	8	9	10	11	12	TOTAL	# Change	% Change
Actual	08/09	29	48	45	55	38	59	51	58							383	383	
	09/10	28	47	59	51	60	44	60	54							403	20	5.2%
	10/11	30	53	52	58	56	57	49	62							417	14	3.5%
	11/12	*	23	63	54	54	58	55	62							369	-48	-11.5%
	12/13		23	60	56	56	55	54	56							360	-9	-2.4%
	13/14		21	54	61	58	54	53	61							362	2	0.6%
	14/15		21	69	58	60	57	52	49							366	4	1.1%
	15/16		23	59	71	56	55	58	50							372	6	1.6%
	16/17		19	62	63	70	55	52	57							378	6	1.6%
	17/18		20	47	54	60	67	58	61							367	-11	-2.9%
Projected	18/19		22	44	41	53	63	60	54							337	-30	-8.2%
	19/20		22	56	44	50	55	58	57							342	5	1.5%
	20/21			49	56	44	50	55	58							312	-30	-8.8%
	21/22			50	49	56	44	50	55							304	-8	-2.6%
	22/23			52	50	49	56	44	50							301	-3	-1.0%
	23/24			50	52	50	49	56	44							301	0	0.0%
24/25			51	50	52	50	49	56							308	7	2.3%	

Enrollment projections for FY09 and beyond may be affected by charter school enrollment changes.

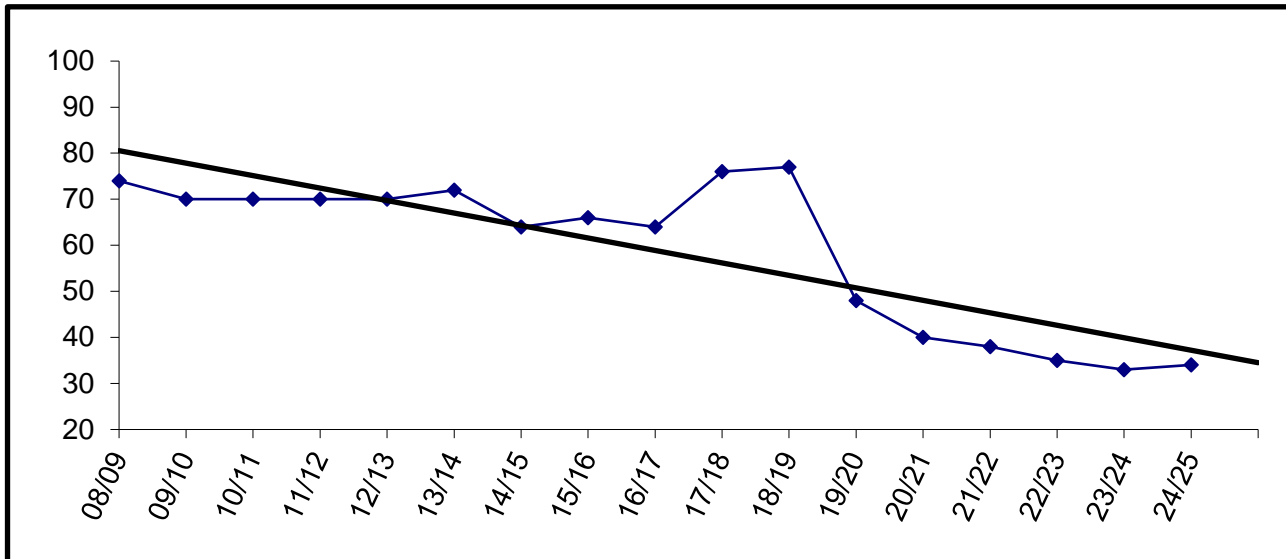


Building Capacity	430	
# enrolled and % of capacity		
Actual	Projected	
<u>FY20</u>	<u>FY21</u>	<u>FY22</u>
342	312	304
80%	73%	71%

* Beginning in FY12, Grade 6 will be located at Nikiski Middle - Senior High

Nikolaevsk

	YEAR	PRE-K	K	1	2	3	4	5	6	7	8	9	10	11	12	TOTAL	# Change	% Change	
Actual	08/09		7	9	2	10	3	9	4	5	7	2	3	6	7	74	74		
	09/10		10	6	7	2	9	4	8	3	5	7	2	3	4	70	-4	-5.4%	
	10/11		2	10	5	8	2	10	5	9	3	5	6	1	4	70	0	0.0%	
	11/12		5	2	9	7	8	2	10	3	10	4	5	5	0	70	0	0.0%	
	12/13		3	6	2	9	7	8	2	10	3	9	3	3	5	70	0	0.0%	
	13/14		4	4	4	5	10	7	8	2	9	3	8	4	4	72	2	2.9%	
	14/15		2	2	2	4	2	10	7	10	2	9	3	8	3	64	-8	-11.1%	
	15/16		3	3	3	2	4	4	3	9	7	7	3	9	3	10	66	2	3.1%
	16/17		2	5	4	4	4	3	3	2	8	8	9	3	9	4	64	-2	-3.0%
	17/18		4	5	5	6	5	5	4	4	5	10	6	11	3	8	76	12	18.8%
Projected	18/19		4	6	6	4	8	5	6	4	7	10	5	10	2	77	1	1.3%	
	19/20		4	2	1	2	3	5	3	1	2	5	6	5	9	48	-29	-37.7%	
	20/21		1	4	2	1	2	3	5	3	1	2	5	6	5	40	-8	-16.7%	
	21/22		3	1	4	2	1	2	3	5	3	1	2	5	6	38	-2	-5.0%	
	22/23		3	3	1	4	2	1	2	3	5	3	1	2	5	35	-3	-7.9%	
	23/24		3	3	3	1	4	2	1	2	3	5	3	1	2	33	-2	-5.7%	
	24/25		3	3	3	3	1	4	2	1	2	3	5	3	1	34	1	3.0%	

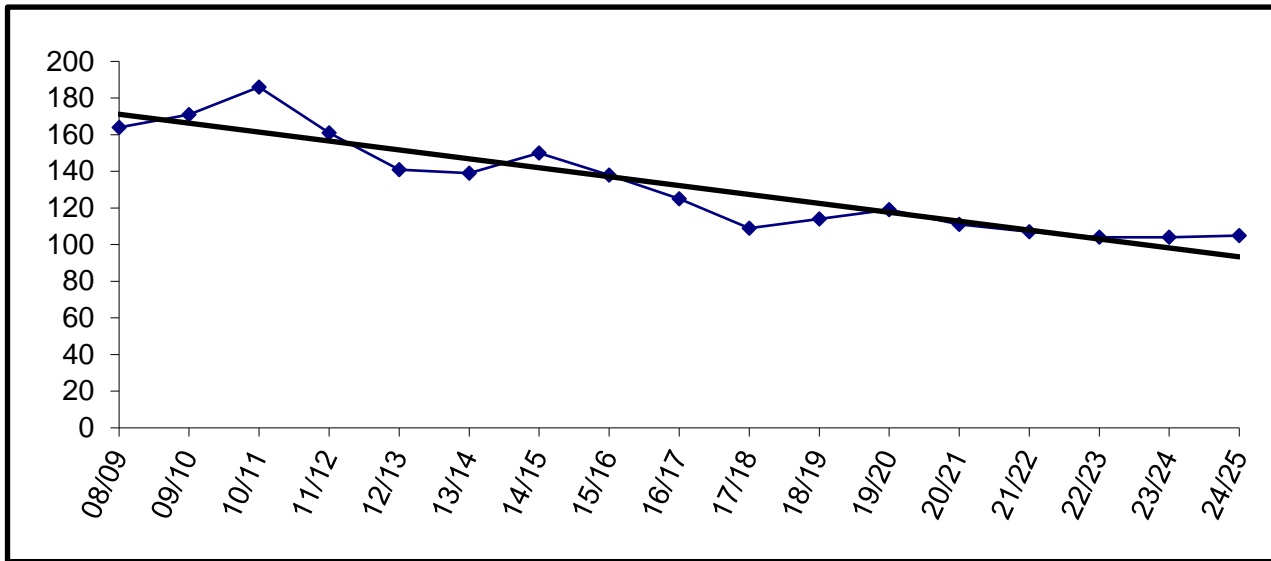


Building Capacity	175	
# enrolled and % of capacity		
Actual	Projected	
<u>FY20</u>	<u>FY21</u>	<u>FY22</u>
48	40	38
27%	23%	22%

Ninilchik

YEAR	PRE-K	K	1	2	3	4	5	6	7	8	9	10	11	12	TOTAL	# Change	% Change
08/09		10	13	12	9	16	18	6	12	11	14	17	16	10	164	164	
09/10		16	8	16	10	13	17	17	7	12	14	14	13	14	171	7	4.3%
10/11	2	12	17	9	19	11	15	20	16	9	16	14	14	12	186	15	8.8%
11/12	1	8	11	15	7	15	12	11	17	16	12	12	11	13	161	-25	-13.4%
12/13		7	8	11	13	9	14	11	10	13	18	10	9	8	141	-20	-12.4%
13/14	1	13	8	8	12	14	9	8	10	11	14	17	9	5	139	-2	-1.4%
14/15		6	12	9	6	12	14	13	12	14	13	15	15	9	150	11	7.9%
15/16		6	9	11	8	7	13	16	11	12	11	9	13	12	138	-12	-8.0%
16/17	6	5	8	7	7	9	4	12	11	11	15	8	10	12	125	-13	-9.4%
17/18	9	4	2	11	7	9	6	9	7	11	9	10	7	8	109	-16	-12.8%
18/19	8	11	6	3	12	7	9	8	7	6	10	12	9	6	114	5	4.6%
19/20	9	5	10	7	3	15	8	8	8	7	8	10	12	9	119	5	4.4%
20/21		9	5	10	7	3	15	8	9	8	7	8	10	12	111	-8	-6.7%
21/22		8	9	5	10	7	3	15	8	9	8	7	8	10	107	-4	-3.6%
22/23		7	8	9	5	10	7	3	15	8	9	8	7	8	104	-3	-2.8%
23/24		8	7	8	9	5	10	7	3	15	8	9	8	7	104	0	0.0%
24/25		8	8	7	8	9	5	10	7	3	15	8	9	8	105	1	1.0%

Actual
Projected

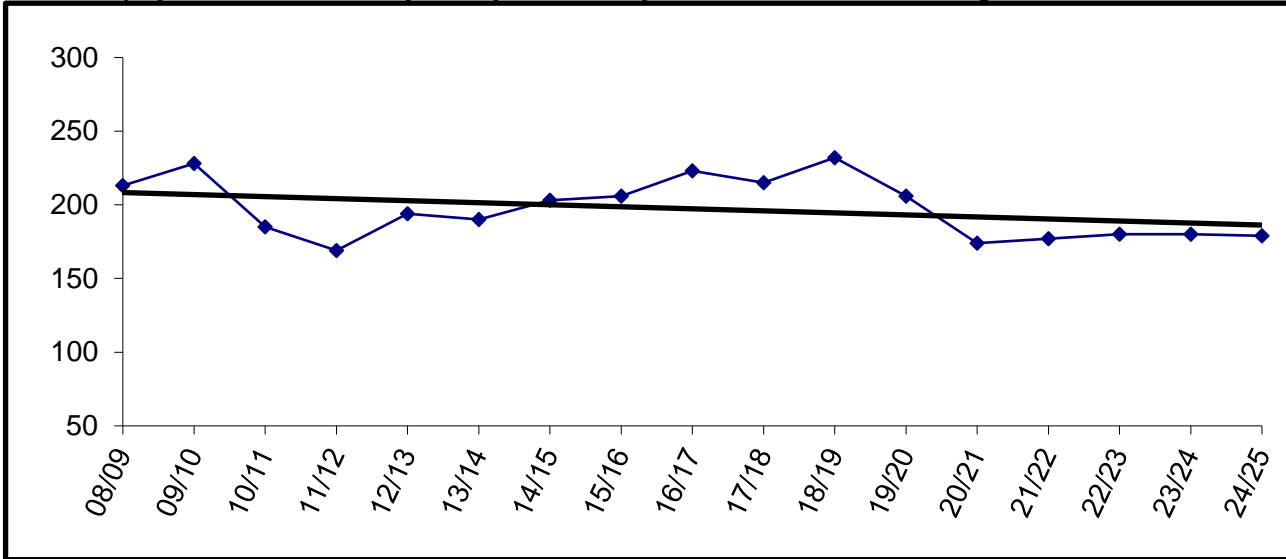


Building Capacity	300	
# enrolled and % of capacity		
Actual	Projected	
<u>FY20</u>	<u>FY21</u>	<u>FY22</u>
119	111	107
40%	37%	36%

Paul Banks

YEAR	PRE-K	K	1	2	3	4	5	6	7	8	9	10	11	12	TOTAL	# Change	% Change
08/09	5	65	76	67											213	213	
09/10	9	74	62	83											228	15	7.0%
10/11	14	58	63	50											185	-43	-18.9%
11/12	8	49	50	62											169	-16	-8.6%
12/13	23	55	57	59											194	25	14.8%
13/14	27	55	52	56											190	-4	-2.1%
14/15	27	74	53	49											203	13	6.8%
15/16	28	49	71	58											206	3	1.5%
16/17	30	62	53	78											223	17	8.3%
17/18	33	60	66	56											215	-8	-3.6%
18/19	31	67	65	69											232	17	7.9%
19/20	31	56	58	61											206	-26	-11.2%
20/21		60	56	58											174	-32	-15.5%
21/22		61	60	56											177	3	1.7%
22/23		59	61	60											180	3	1.7%
23/24		60	59	61											180	0	0.0%
24/25		60	60	59											179	-1	-0.6%

Enrollment projections for FY09 and beyond may be affected by charter school enrollment changes.

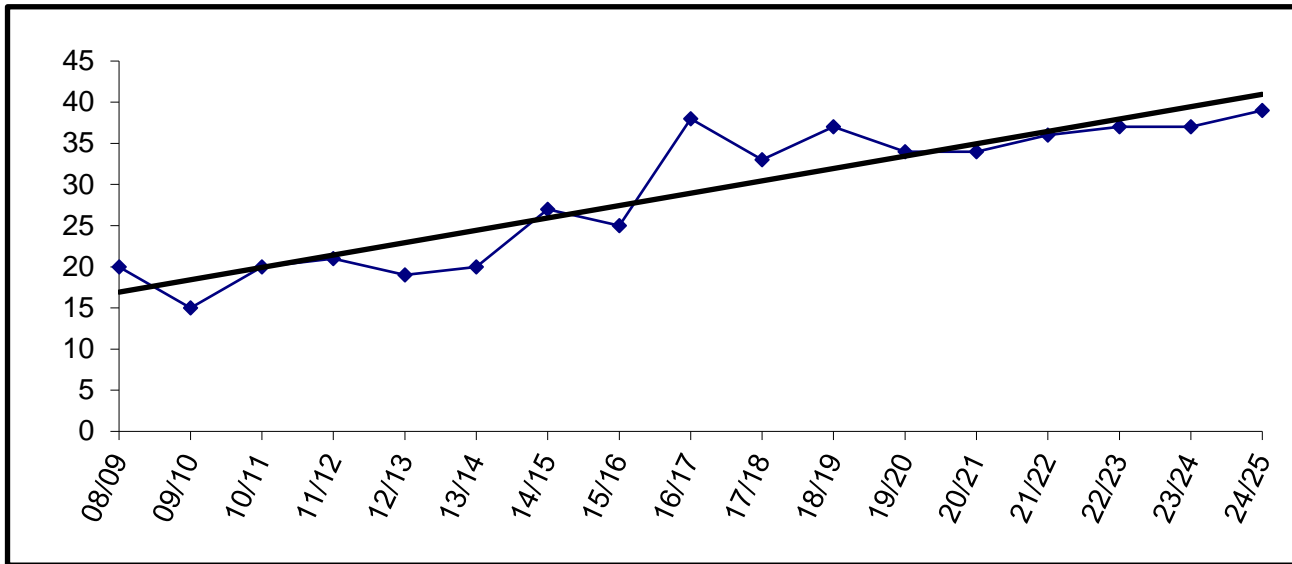


Building Capacity	270	
# enrolled and % of capacity		
Actual	Projected	
<u>FY20</u>	<u>FY21</u>	<u>FY22</u>
206	174	177
76%	64%	66%

Port Graham

YEAR	PRE-K	K	1	2	3	4	5	6	7	8	9	10	11	12	TOTAL	# Change	% Change
08/09		1	1	2	1	1	1	1	2	1	1	2	0	6	20	20	
09/10		1	1	1	2	1	2	0	1	1	1	3	1	0	15	-5	-25.0%
10/11		4	1	1	1	2	1	2	1	1	2	1	2	1	20	5	33.3%
11/12		2	4	2	1	1	2	1	2	1	0	1	1	3	21	1	5.0%
12/13		3	1	3	1	1	1	1	1	2	1	1	2	1	19	-2	-9.5%
13/14		4	3	1	3	1	1	1	1	1	2	1	0	1	20	1	5.3%
14/15		3	5	3	2	4	2	2	1	1	2	1	0	1	27	7	35.0%
15/16		4	2	3	2	2	3	2	1	1	1	2	1	1	25	-2	-7.4%
16/17	1	3	4	4	4	3	2	4	2	2	1	2	3	3	38	13	52.0%
17/18		1	3	4	3	3	3	3	4	2	2	2	1	2	33	-5	-13.2%
18/19		7	1	3	4	3	3	3	2	3	2	2	3	1	37	4	12.1%
19/20		3	4	1	3	4	3	2	3	1	3	2	2	3	34	-3	-8.1%
20/21		3	3	4	1	3	4	3	2	3	1	3	2	2	34	0	0.0%
21/22		4	3	3	4	1	3	4	3	2	3	1	3	2	36	2	5.9%
22/23		3	4	3	3	4	1	3	4	3	2	3	1	3	37	1	2.8%
23/24		3	3	4	3	3	4	1	3	4	3	2	3	1	37	0	0.0%
24/25		3	3	3	4	3	3	4	1	3	4	3	2	3	39	2	5.4%

Actual
Projected

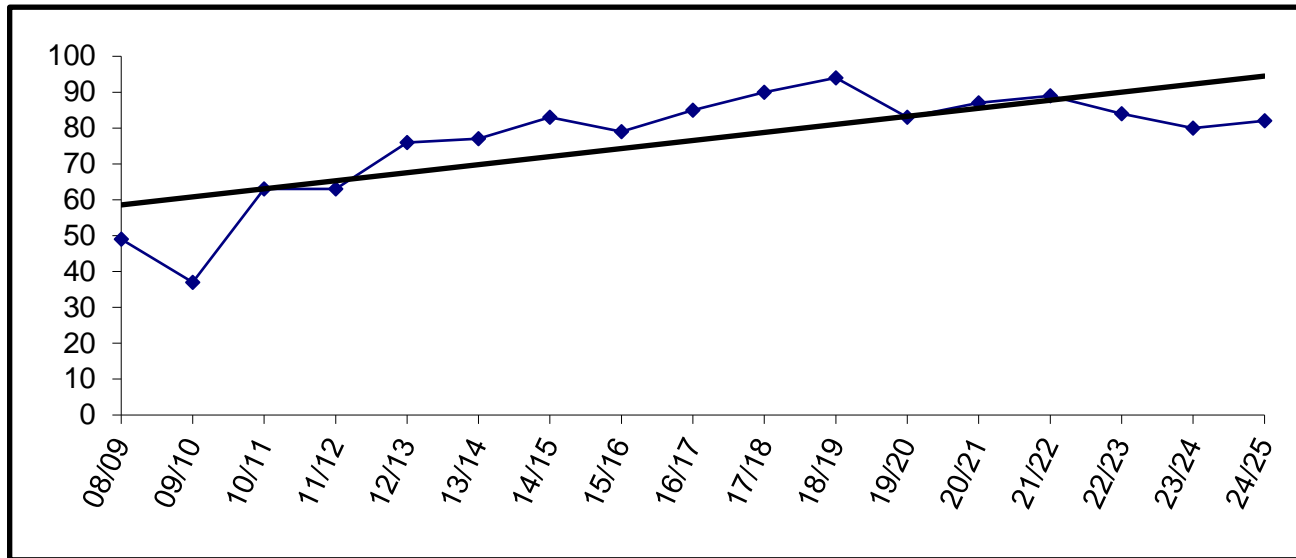


Building Capacity	50	
# enrolled and % of capacity		
Actual	Projected	
<u>FY20</u>	<u>FY21</u>	<u>FY22</u>
34	34	36
68%	68%	72%

Razdolna

YEAR	PRE-K	K	1	2	3	4	5	6	7	8	9	10	11	12	TOTAL	# Change	% Change
08/09		8	5	7	2	4	5	2	3	3	3	4	2	1	49	49	
09/10		9	7	5	6	2	3	5	0	0	0	0	0	0	37	-12	-24.5%
10/11		7	10	8	5	8	2	4	6	3	6	2	1	1	63	26	70.3%
11/12		4	9	10	8	5	9	1	4	5	5	2	1	0	63	0	0.0%
12/13		14	4	9	10	8	5	9	1	5	3	4	3	1	76	13	20.6%
13/14		3	15	4	9	10	8	5	9	1	4	5	4	0	77	1	1.3%
14/15		7	4	14	4	9	10	8	5	9	1	4	4	4	83	6	7.8%
15/16		6	7	4	14	4	9	9	7	4	9	0	3	3	79	-4	-4.8%
16/17		9	7	7	4	13	5	9	11	7	4	8	0	1	85	6	7.6%
17/18	1	5	9	7	8	4	13	5	9	11	7	4	7	0	90	5	5.9%
18/19		7	5	9	8	7	2	14	4	10	12	8	3	5	94	4	4.4%
19/20		5	6	4	9	5	8	2	13	4	10	11	4	2	83	-11	-11.7%
20/21		6	5	6	4	9	5	8	2	13	4	10	11	4	87	4	4.8%
21/22		6	6	5	6	4	9	5	8	2	13	4	10	11	89	2	2.3%
22/23		6	6	6	5	6	4	9	5	8	2	13	4	10	84	-5	-5.6%
23/24		6	6	6	6	5	6	4	9	5	8	2	13	4	80	-4	-4.8%
24/25		6	6	6	6	6	5	6	4	9	5	8	2	13	82	2	2.5%

Actual
Projected



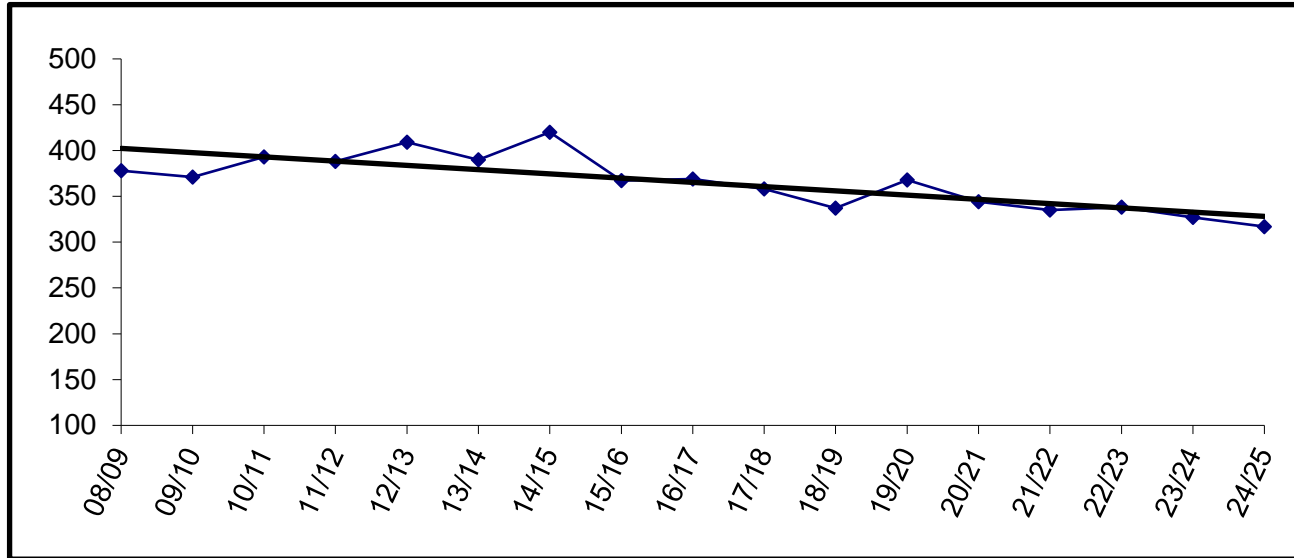
Building Capacity	50	
# enrolled and % of capacity		
Actual	Projected	
<u>FY20</u>	<u>FY21</u>	<u>FY22</u>
83	87	89
166%	174%	178%

Redoubt

YEAR	PRE-K	K	1	2	3	4	5	6	7	8	9	10	11	12	TOTAL	# Change	% Change
08/09		59	44	54	45	67	46	63							378	378	
09/10		50	50	50	53	47	74	47							371	-7	-1.9%
10/11	19	47	55	53	53	50	44	72							393	22	5.9%
11/12	20	58	50	58	56	46	52	48							388	-5	-1.3%
12/13	24	48	55	58	57	64	52	51							409	21	5.4%
13/14	19	55	38	50	59	52	64	53							390	-19	-4.6%
14/15	20	43	54	49	54	63	61	76							420	30	7.7%
15/16	20	36	42	52	52	46	61	58							367	-53	-12.6%
16/17	22	47	43	47	48	51	46	65							369	2	0.5%
17/18	20	55	49	44	43	48	53	46							358	-11	-3.0%
18/19	18	39	49	51	40	46	48	46							337	-21	-5.9%
19/20	20	48	38	56	57	44	54	51							368	31	9.2%
20/21		47	48	38	56	57	44	54							344	-24	-6.5%
21/22		45	47	48	38	56	57	44							335	-9	-2.6%
22/23		47	45	47	48	38	56	57							338	3	0.9%
23/24		46	47	45	47	48	38	56							327	-11	-3.3%
24/25		46	46	47	45	47	48	38							317	-10	-3.1%

Actual
Projected

Enrollment projections for FY09 and beyond may be affected by charter school enrollment changes.

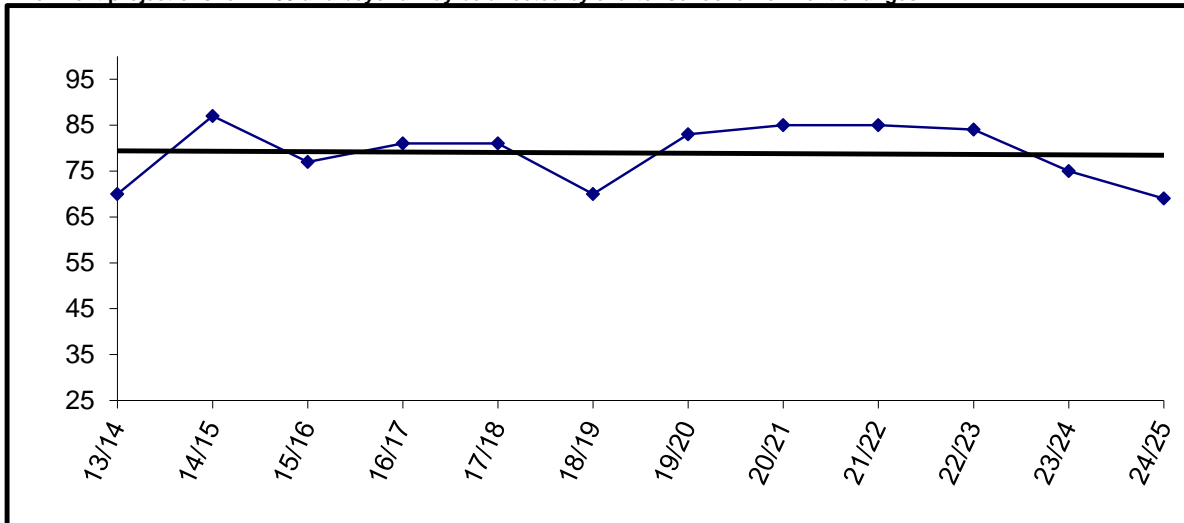


Building Capacity		400
# enrolled and % of capacity		
Actual	Projected	
<u>FY20</u>	<u>FY21</u>	<u>FY22</u>
368	344	335
92%	86%	84%

River City Academy

	YEAR	PRE-K	K	1	2	3	4	5	6	7	8	9	10	11	12	TOTAL	# Change	% Change
Actual	08/09											10	15	7	5	37	37	
	09/10									8	13	5	13	9	8	56	19	51.4%
	10/11									9	13	13	14	9	6	64	8	14.3%
	11/12									15	15	16	15	8	4	73	9	14.1%
	12/13									10	20	18	13	8	7	76	3	4.1%
	13/14									16	11	14	11	10	8	70	-6	-7.9%
	14/15									11	23	12	13	14	14	87	17	24.3%
	15/16									9	12	21	9	14	12	77	-10	-11.5%
	16/17									13	11	16	20	7	14	81	4	5.2%
	17/18									12	12	16	15	17	9	81	0	0.0%
Projected	18/19								12	10	10	15	10	13	70	-11	-13.6%	
	19/20								14	17	20	12	11	9	83	13	18.6%	
	20/21								11	14	17	20	12	11	85	2	2.4%	
	21/22								11	11	14	17	20	12	85	0	0.0%	
	22/23								11	11	11	14	17	20	84	-1	-1.2%	
	23/24								11	11	11	11	14	17	75	-9	-10.7%	
24/25								11	11	11	11	11	14	69	-6	-8.0%		

Enrollment projections for FY09 and beyond may be affected by charter school enrollment changes.

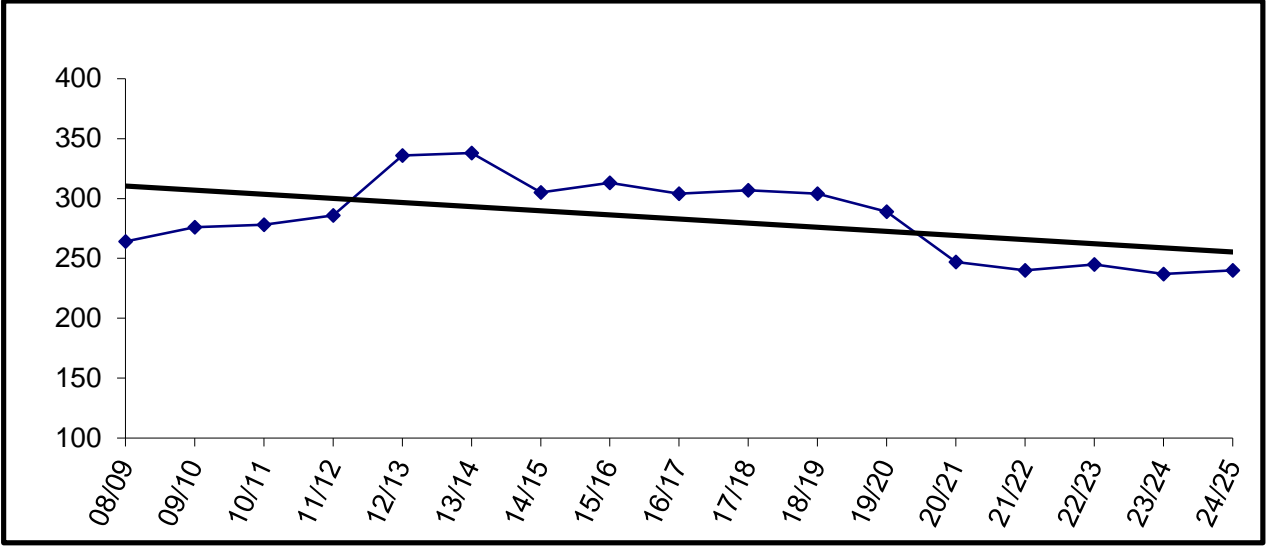


River City Academy will be housed at at Soldotna Prep.

Seward Elementary

YEAR	PRE-K	K	1	2	3	4	5	6	7	8	9	10	11	12	TOTAL	# Change	% Change
08/09	4	42	35	35	29	37	38	44							264	264	
09/10	1	43	49	43	34	33	37	36							276	12	4.5%
10/11	8	33	43	48	42	32	35	37							278	2	0.7%
11/12	7	46	30	47	44	41	36	35							286	8	2.9%
12/13	30	61	47	34	40	49	42	33							336	50	17.5%
13/14	27	52	56	52	29	41	47	34							338	2	0.6%
14/15	23	47	53	55	52	31	44								305	-33	-9.8%
15/16	30	46	51	54	58	48	26								313	8	2.6%
16/17	25	34	49	48	47	53	48								304	-9	-2.9%
17/18	27	54	35	49	46	47	49								307	3	1.0%
18/19	27	41	55	33	50	50	48								304	-3	-1.0%
19/20	31	39	37	48	35	47	52								289	-15	-4.9%
20/21		40	40	37	48	35	47								247	-42	-14.5%
21/22		40	40	40	37	48	35								240	-7	-2.8%
22/23		40	40	40	40	37	48								245	5	2.1%
23/24		40	40	40	40	40	37								237	-8	-3.3%
24/25		40	40	40	40	40	40								240	3	1.3%

Actual
Projected



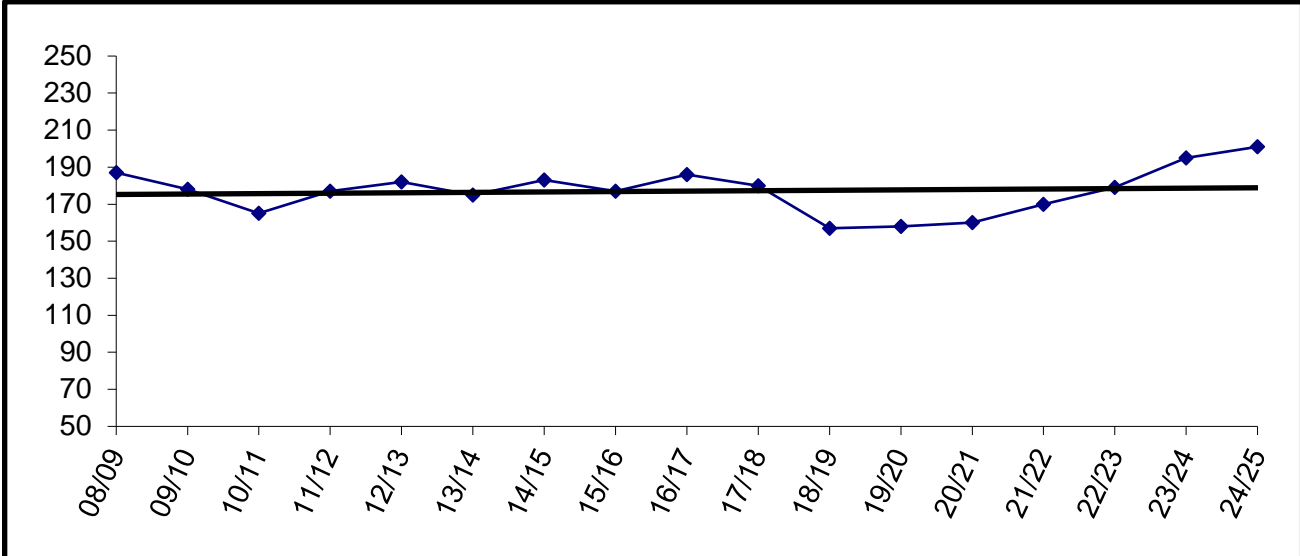
Building Capacity	450	
# enrolled and % of capacity		
Actual	Projected	
<u>FY20</u>	<u>FY21</u>	<u>FY22</u>
289	247	240
64%	55%	53%

* Beginning in FY15, Grade 6 will be located at Seward Middle School.

Seward High

YEAR	PRE-K	K	1	2	3	4	5	6	7	8	9	10	11	12	TOTAL	# Change	% Change
08/09											45	49	46	47	187	187	
09/10											41	45	48	44	178	-9	-4.8%
10/11											43	39	41	42	165	-13	-7.3%
11/12											50	42	42	43	177	12	7.3%
12/13											42	51	42	47	182	5	2.8%
13/14											38	45	54	38	175	-7	-3.8%
14/15											48	42	40	53	183	8	4.6%
15/16											42	47	44	44	177	-6	-3.3%
16/17											52	43	45	46	186	9	5.1%
17/18											47	45	45	43	180	-6	-3.2%
18/19											35	46	42	34	157	-23	-12.8%
19/20											36	37	46	39	158	1	0.6%
20/21											41	36	37	46	160	2	1.3%
21/22											56	41	36	37	170	10	6.3%
22/23											46	56	41	36	179	9	5.3%
23/24											52	46	56	41	195	16	8.9%
24/25											47	52	46	56	201	6	3.1%

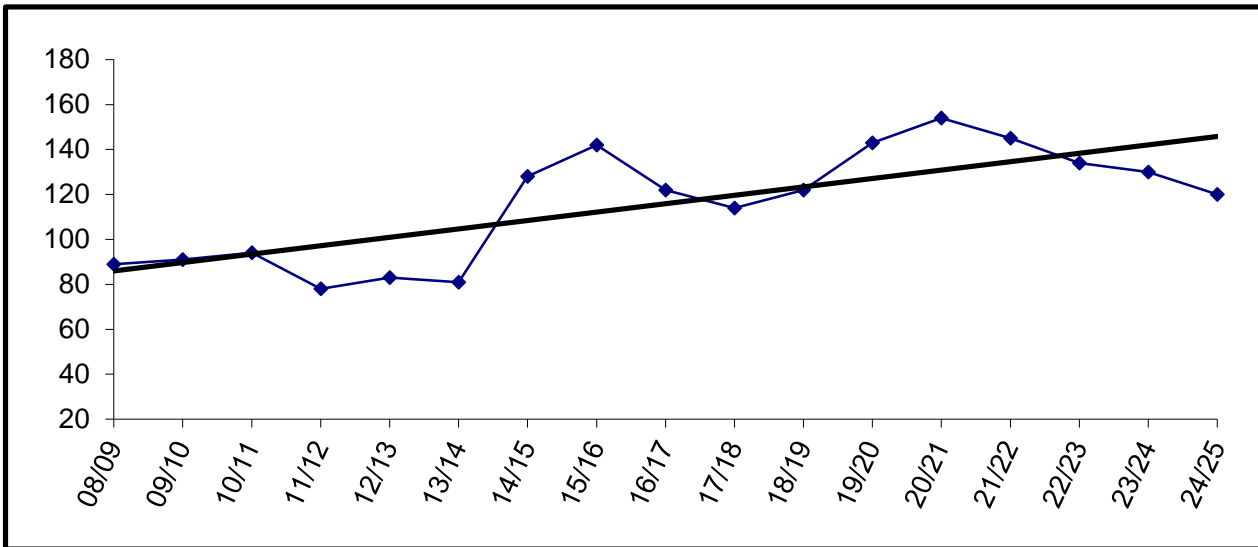
Actual
Projected



Building Capacity	400	
# enrolled and % of capacity		
Actual	Projected	
<u>FY20</u>	<u>FY21</u>	<u>FY22</u>
158	160	170
40%	40%	43%

Seward Middle

	YEAR	PRE-K	K	1	2	3	4	5	6	7	8	9	10	11	12	TOTAL	# Change	% Change
Actual	08/09									39	50					89	89	
	09/10									50	41					91	2	2.2%
	10/11									45	49					94	3	3.3%
	11/12									38	40					78	-16	-17.0%
	12/13									43	40					83	5	6.4%
	13/14									36	45					81	-2	-2.4%
	14/15								54	36	38					128	47	58.0%
	15/16								46	47	49					142	14	10.9%
	16/17								34	42	46					122	-20	-14.1%
	17/18								40	36	38					114	-8	-6.6%
Projected	18/19							51	37	34						122	8	7.0%
	19/20							46	56	41						143	21	17.2%
	20/21							52	46	56						154	11	7.7%
	21/22							47	52	46						145	-9	-5.8%
	22/23							35	47	52						134	-11	-7.6%
	23/24							48	35	47						130	-4	-3.0%
	24/25							37	48	35						120	-10	-7.7%



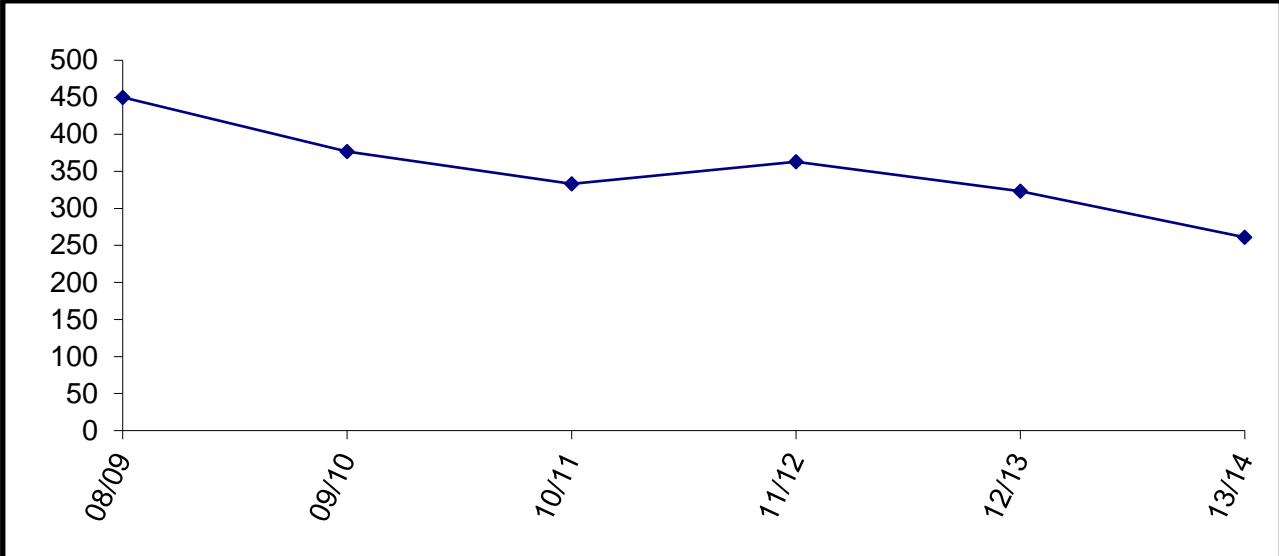
Building Capacity	140	
# enrolled and % of capacity		
Actual	Projected	
<u>FY20</u>	<u>FY21</u>	<u>FY22</u>
143	154	145
102%	110%	104%

* Beginning in FY15, Grade 6 will be located at Seward Middle School.

Skyview

YEAR	PRE-K	K	1	2	3	4	5	6	7	8	9	10	11	12	TOTAL	# Change	% Change
08/09											137	110	117	86	450	450	
09/10											96	116	77	88	377	-73	-16.2%
10/11											87	82	97	67	333	-44	-11.7%
11/12											95	85	88	95	363	30	9.0%
12/13											68	94	87	74	323	-40	-11.0%
13/14											54	61	77	69	261	-62	-19.2%
14/15																	
15/16																	
16/17																	
17/18																	
18/19																	
19/20																	
20/21																	
21/22																	
22/23																	
23/24																	
24/25																	

Actual
Projected

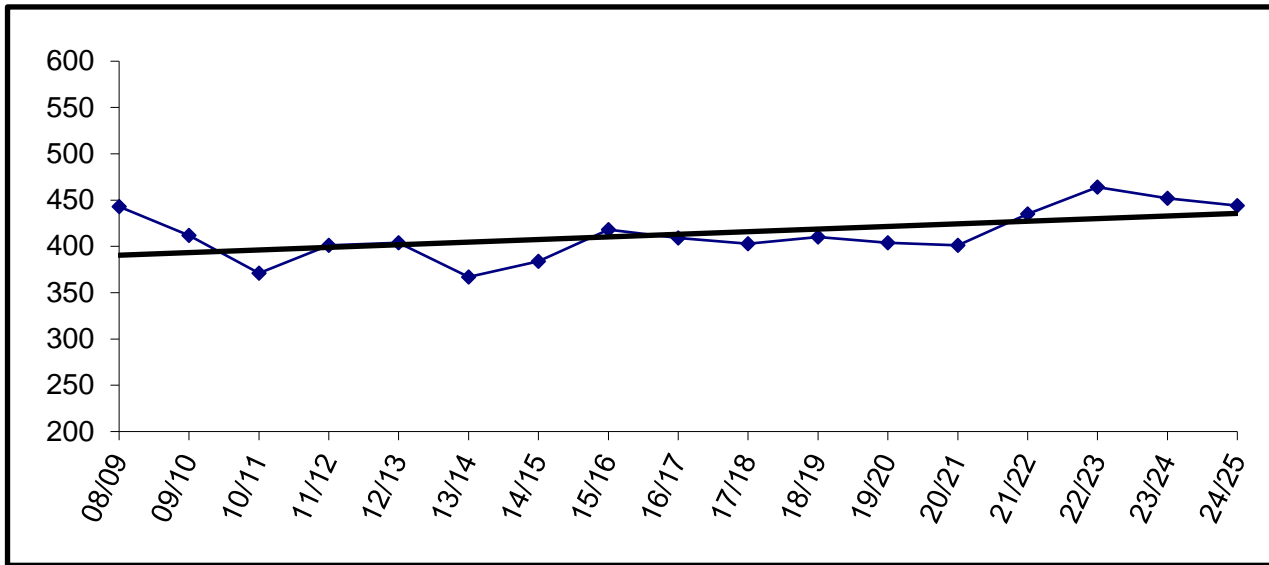


Skyview High School closed in FY14

Skyview Middle

YEAR	PRE-K	K	1	2	3	4	5	6	7	8	9	10	11	12	TOTAL	#	Change	% Change
08/09									214	229					443	443		
09/10									210	202					412	-31	-7.0%	
10/11									176	195					371	-41	-10.0%	
11/12									217	184					401	30	8.1%	
12/13									190	214					404	3	0.7%	
13/14									179	188					367	-37	-9.2%	
14/15									199	185					384	17	4.6%	
15/16									212	206					418	34	8.9%	
16/17									204	205					409	-9	-2.2%	
17/18									204	199					403	-6	-1.5%	
18/19									224	186					410	7	1.7%	
19/20									194	210					404	-6	-1.5%	
20/21									204	197					401	-3	-0.7%	
21/22									231	204					435	34	8.5%	
22/23									233	231					464	29	6.7%	
23/24									219	233					452	-12	-2.6%	
24/25									225	219					444	-8	-1.8%	

Actual
Projected

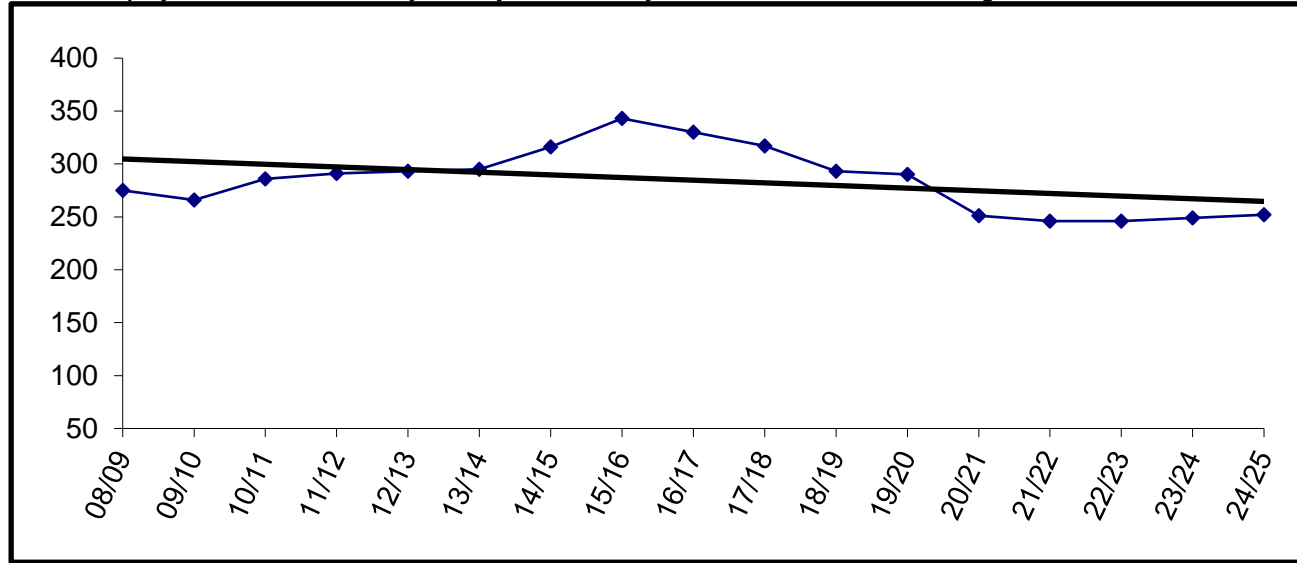


Building Capacity	600	
# enrolled and % of capacity		
Actual	Projected	
<u>FY20</u>	<u>FY21</u>	<u>FY22</u>
404	401	435
67%	67%	73%

Soldotna Elementary

YEAR	PRE-K	K	1	2	3	4	5	6	7	8	9	10	11	12	TOTAL	# Change	% Change
08/09	26	38	36	36	44	27	33	35							275	275	
09/10	29	39	43	35	26	39	24	31							266	-9	-3.3%
10/11	45	42	38	40	35	28	32	26							286	20	7.5%
11/12	31	48	39	42	38	34	26	33							291	5	1.7%
12/13	37	41	42	35	40	33	34	31							293	2	0.7%
13/14	35	42	35	42	34	42	31	34							295	2	0.7%
14/15	34	52	37	40	46	36	37	34							316	21	7.1%
15/16	45	42	43	40	37	52	45	39							343	27	8.5%
16/17	44	33	36	45	45	35	49	43							330	-13	-3.8%
17/18	39	42	33	39	43	41	34	46							317	-13	-3.9%
18/19	35	29	36	32	36	46	42	37							293	-24	-7.6%
19/20	38	37	32	33	34	37	40	39							290	-3	-1.0%
20/21		38	37	32	33	34	37	40							251	-39	-13.4%
21/22		35	38	37	32	33	34	37							246	-5	-2.0%
22/23		37	35	38	37	32	33	34							246	0	0.0%
23/24		37	37	35	38	37	32	33							249	3	1.2%
24/25		36	37	37	35	38	37	32							252	3	1.2%

Enrollment projections for FY09 and beyond may be affected by charter school enrollment changes.



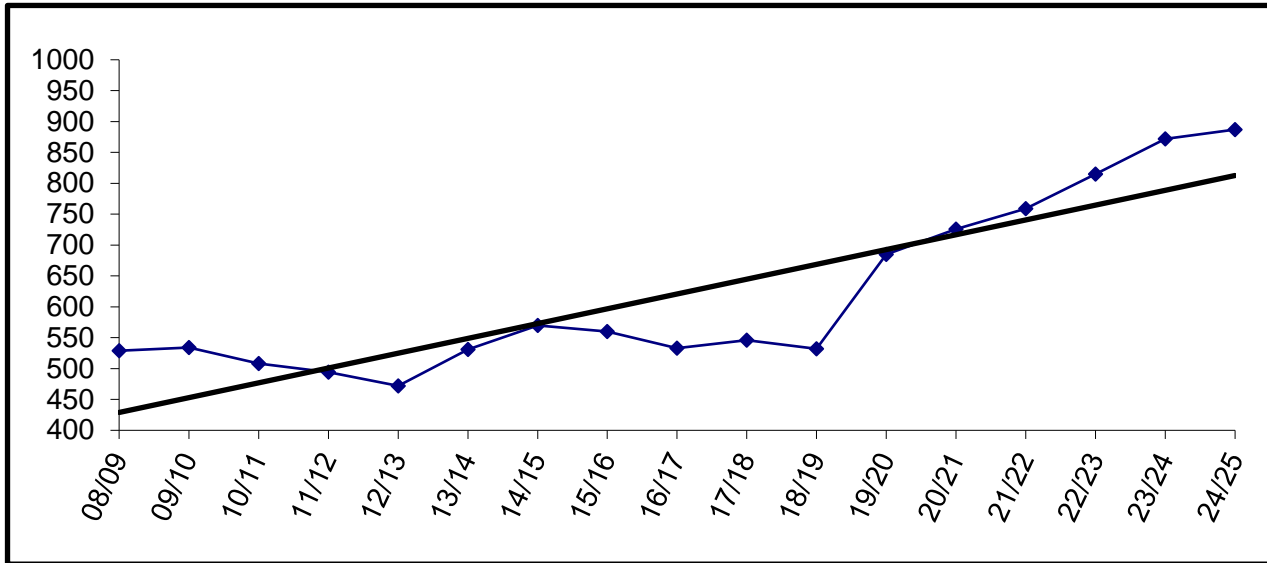
Building Capacity		470
# enrolled and % of capacity		
Actual	Projected	
FY20*	FY21*	FY22*
454	417	412
97%	89%	88%

*Number Enrolled includes students at Soldotna Elementary and Soldotna Montessorri

Soldotna High

YEAR	PRE-K	K	1	2	3	4	5	6	7	8	9	10	11	12	TOTAL	# Change	% Change
08/09											129	146	146	108	529	529	
09/10											140	120	127	147	534	5	0.9%
10/11											128	134	120	126	508	-26	-4.9%
11/12											132	118	123	121	494	-14	-2.8%
12/13											120	129	101	122	472	-22	-4.5%
13/14											172	123	131	105	531	59	12.5%
14/15												213	178	179	570	39	7.3%
15/16												189	202	169	560	-10	-1.8%
16/17												181	180	172	533	-27	-4.8%
17/18												205	169	172	546	13	2.4%
18/19												189	182	161	532	-14	-2.6%
19/20											184	179	171	151	685	153	28.8%
20/21											204	176	175	171	726	41	6.0%
21/22											204	204	176	175	759	33	4.5%
22/23											231	204	204	176	815	56	7.4%
23/24											233	231	204	204	872	57	7.0%
24/25											219	233	231	204	887	15	1.7%

Actual
Projected

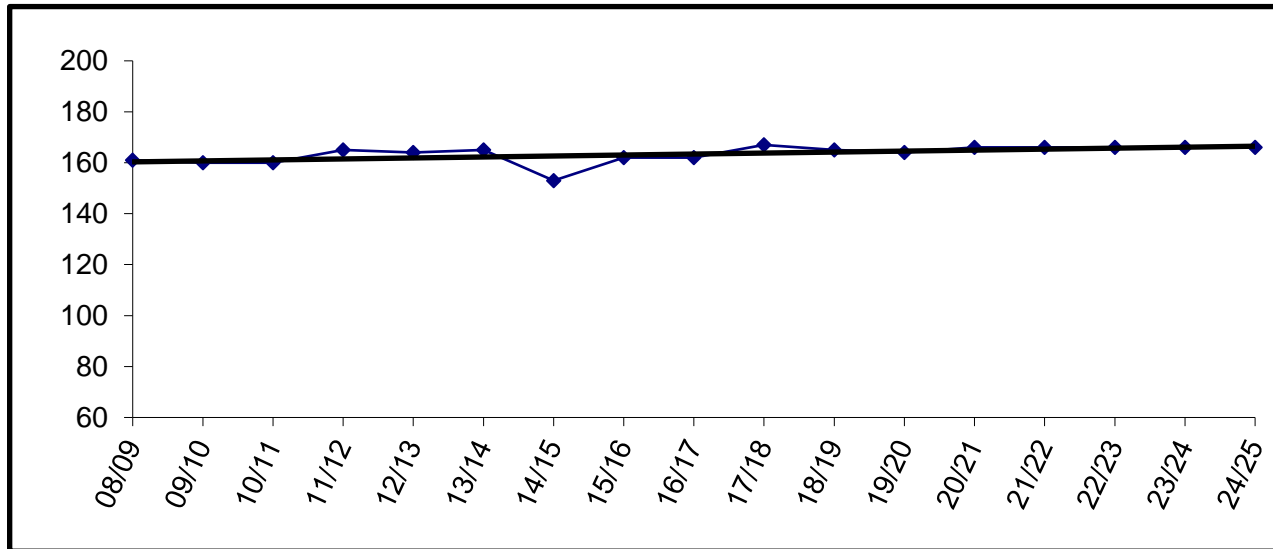


Building Capacity	800	
# enrolled and % of capacity		
	Actual	Projected
	<u>FY19</u>	<u>FY20</u> <u>FY21</u>
	685	726 759
	86%	91% 95%

For FY15-FY19, SoPrep housed the ninth grade class. In FY20, SoPrep closed and Soldotna High returned to a 9-12 high school.

Soldotna Montessori Charter

	YEAR	PRE-K	K	1	2	3	4	5	6	7	8	9	10	11	12	TOTAL	# Change	% Change
Actual	08/09		23	23	22	24	24	21	24							161	161	
	09/10		23	23	21	25	24	24	20							160	-1	-0.6%
	10/11		23	24	23	20	23	23	24							160	0	0.0%
	11/12		23	23	24	24	23	23	25							165	5	3.1%
	12/13		23	23	24	25	26	24	19							164	-1	-0.6%
	13/14		23	24	23	23	24	27	21							165	1	0.6%
	14/15		21	21	22	21	20	23	25							153	-12	-7.3%
	15/16		23	21	23	25	23	24	23							162	9	5.9%
	16/17		23	23	22	23	25	24	22							162	0	0.0%
	17/18		23	23	27	22	25	28	19							167	5	3.1%
Projected	18/19		21	23	23	26	23	24	25							165	-2	-1.2%
	19/20		21	24	26	22	23	25	23							164	-1	-0.6%
	20/21		22	24	26	22	23	25	24							166	2	1.2%
	21/22		22	24	26	22	23	25	24							166	0	0.0%
	22/23		22	24	26	22	23	25	24							166	0	0.0%
	23/24		22	24	26	22	23	25	24							166	0	0.0%
24/25		22	24	26	22	23	25	24							166	0	0.0%	



Charter schools in the district are housed according to the terms of their contract. The Board may allow them to use available space in existing facilities.

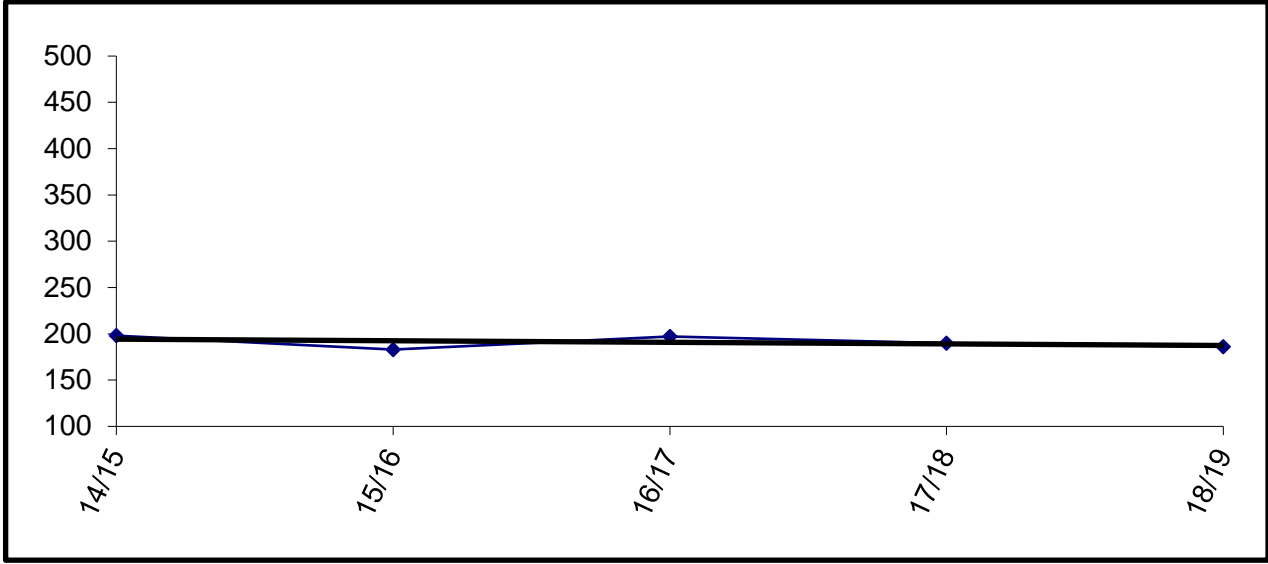
Soldotna Montessori is currently housed in Soldotna Elementary.

Enrollment for FY09 and beyond is subject to board review and approval.

Soldotna Prep

YEAR	PRE-K	K	1	2	3	4	5	6	7	8	9	10	11	12	TOTAL	# Change	% Change
08/09																	
09/10																	
10/11																	
11/12																	
12/13																	
13/14																	
14/15											198				198		
15/16											183				183	-15	-7.6%
16/17											197				197	14	7.7%
17/18											190				190	-7	-3.6%
18/19											186				186	-4	-2.1%
19/20																	
20/21																	
21/22																	
22/23																	
23/24																	
24/25																	

Actual
Projected

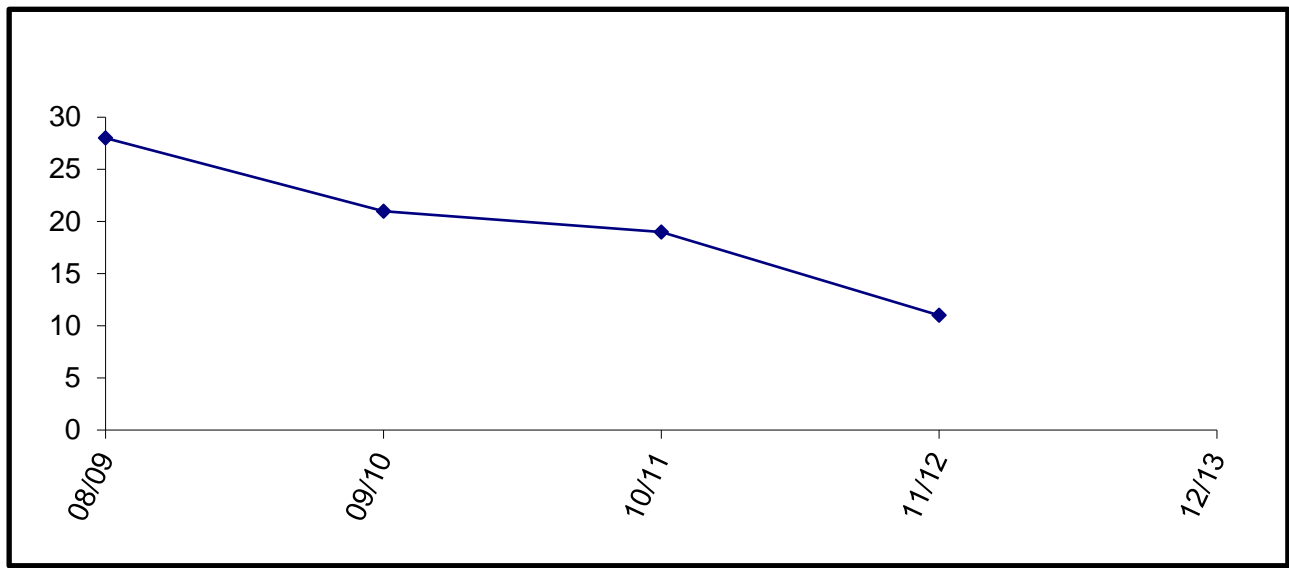


In FY20 Soldotna Prep closed.

Spring Creek

YEAR	PRE-K	K	1	2	3	4	5	6	7	8	9	10	11	12	TOTAL	# Change	% Change
08/09											4	9	12	3	28	28	
09/10											3	4	10	4	21	-7	-25.0%
10/11											0	3	5	11	19	-2	-9.5%
11/12											0	0	0	11	11	-8	-42.1%
12/13																	
13/14																	
14/15																	
15/16																	
16/17																	
17/18																	
18/19																	
19/20																	
20/21																	
21/22																	
22/23																	
23/24																	
24/25																	

Actual
Projected



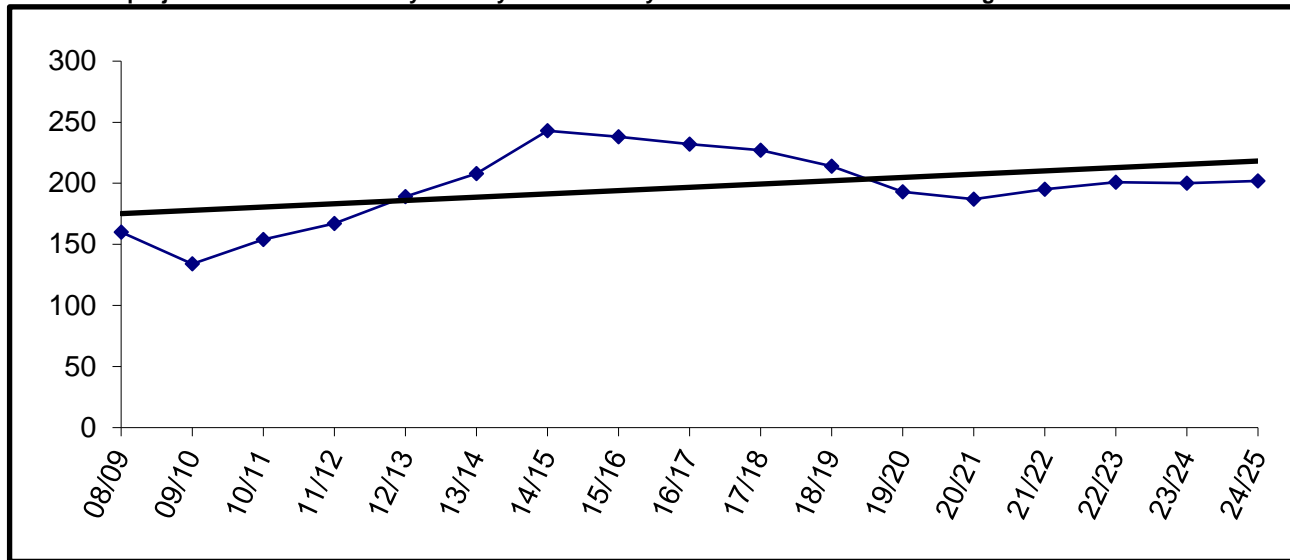
Capacity was 55 beds.

School closed in FY12 and students transferred to Anchorage School District.

Sterling Elementary

YEAR	PRE-K	K	1	2	3	4	5	6	7	8	9	10	11	12	TOTAL	# Change	% Change
08/09		20	22	13	24	25	22	34							160	160	
09/10		13	16	22	11	25	27	20							134	-26	-16.3%
10/11	4	24	16	22	23	12	25	28							154	20	14.9%
11/12	6	30	26	20	27	20	17	21							167	13	8.4%
12/13	11	28	28	25	23	33	22	19							189	22	13.2%
13/14	10	25	40	27	26	25	29	26							208	19	10.1%
14/15	9	31	31	42	36	30	34	30							243	35	16.8%
15/16	10	32	30	32	43	37	23	31							238	-5	-2.1%
16/17	19	33	29	24	27	41	37	22							232	-6	-2.5%
17/18	20	27	32	28	21	28	35	36							227	-5	-2.2%
18/19	22	31	27	34	26	20	24	30							214	-13	-5.7%
19/20	14	27	27	26	30	23	21	25							193	-21	-9.8%
20/21		30	28	28	27	30	23	21							187	-6	-3.1%
21/22		29	30	28	28	27	30	23							195	8	4.3%
22/23		29	29	30	28	28	27	30							201	6	3.1%
23/24		29	29	29	30	28	28	27							200	-1	-0.5%
24/25		29	29	29	29	30	28	28							202	2	1.0%

Enrollment projections for FY09 and beyond may be affected by charter school enrollment changes.

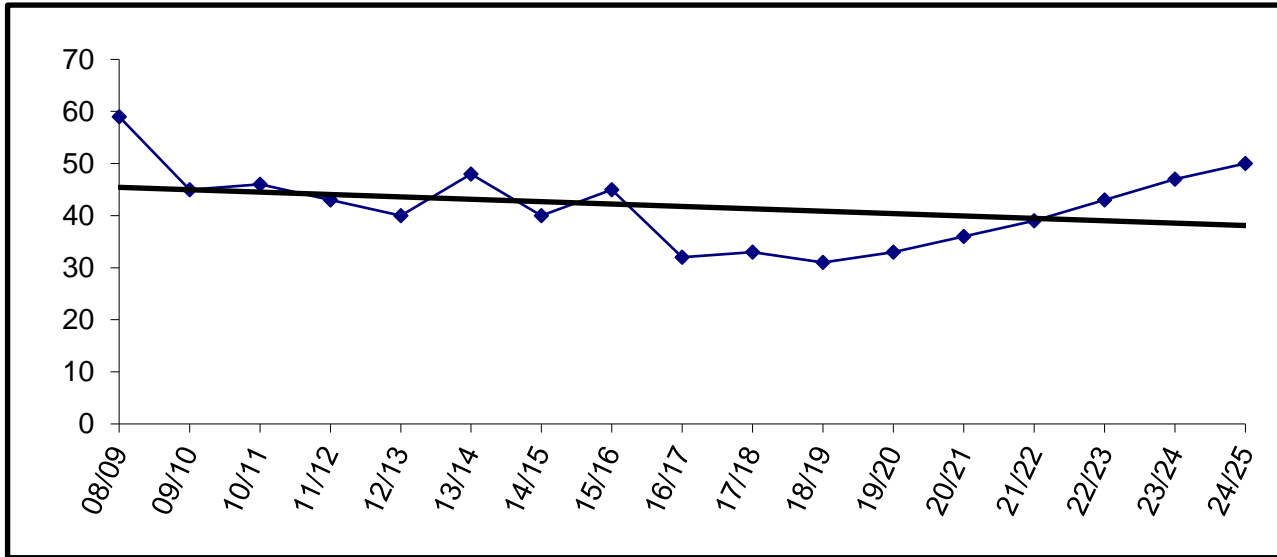


Building Capacity	270	
# enrolled and % of capacity		
Actual	Projected	
<u>FY20</u>	<u>FY21</u>	<u>FY22</u>
193	187	195
71%	69%	72%

Susan B English

YEAR	PRE-K	K	1	2	3	4	5	6	7	8	9	10	11	12	TOTAL	# Change	% Change
08/09		3	4	1	7	4	10	3	5	4	4	1	7	6	59	59	
09/10		1	2	3	1	5	3	11	3	4	3	4	0	5	45	-14	-23.7%
10/11		2	2	3	5	2	6	5	8	4	4	2	2	1	46	1	2.2%
11/12	1	3	2	3	3	5	1	6	3	8	3	4	0	1	43	-3	-6.5%
12/13		1	2	2	2	3	5	1	6	2	10	2	4	0	40	-3	-7.0%
13/14		4	1	2	2	2	3	5	1	5	4	11	4	4	48	8	20.0%
14/15		1	2	1	2	2	2	3	5	2	5	2	10	3	40	-8	-16.7%
15/16		5	3	3	1	2	3	3	3	4	2	4	4	8	45	5	12.5%
16/17		1	3	3	6	0	1	2	3	3	3	2	2	3	32	-13	-28.9%
17/18		3	1	3	5	6	0	1	3	2	3	4	1	1	33	1	3.1%
18/19		3	4	1	3	4	5	1	1	2	1	3	3	0	31	-2	-6.1%
19/20	1	5	3	2	2	1	5	4	0	2	2	1	2	3	33	2	6.5%
20/21		6	5	3	2	2	1	5	4	2	2	1	1	2	36	3	9.1%
21/22		5	6	5	3	2	2	1	5	4	2	2	1	1	39	3	8.3%
22/23		5	5	6	5	3	2	2	1	5	4	2	2	1	43	4	10.3%
23/24		5	5	5	6	5	3	2	2	1	5	4	2	2	47	4	9.3%
24/25		5	5	5	5	6	5	3	2	2	1	5	4	2	50	3	6.4%

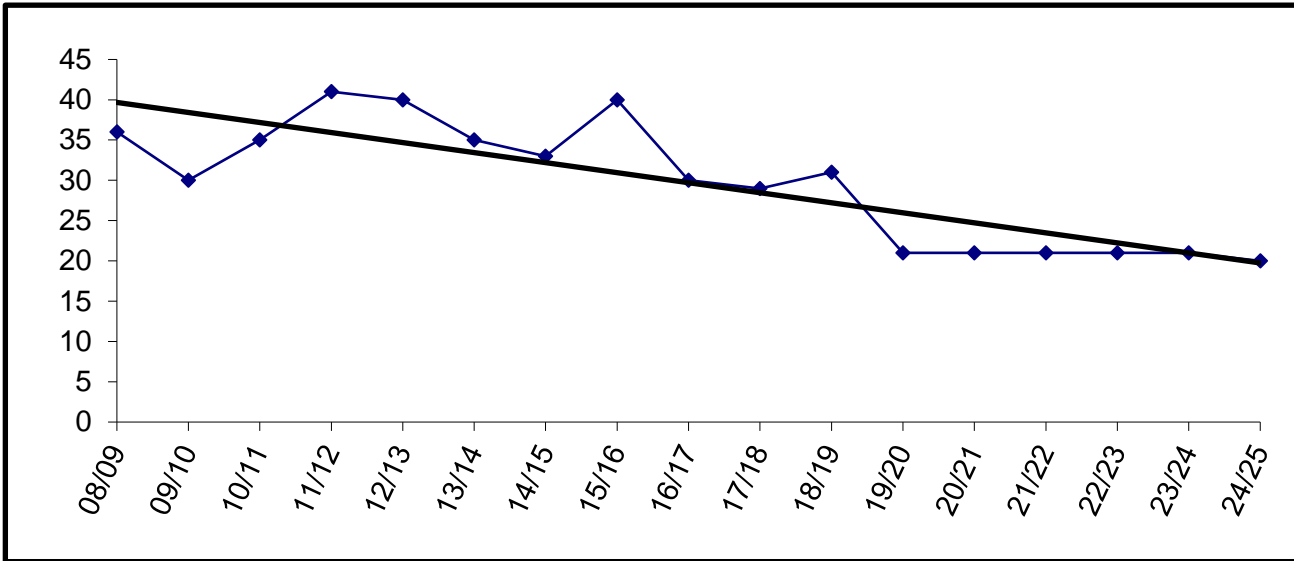
Actual
Projected



Building Capacity	200	
# enrolled and % of capacity		
Actual	Projected	
<u>FY20</u>	<u>FY21</u>	<u>FY22</u>
33	36	39
17%	18%	20%

Tebughna

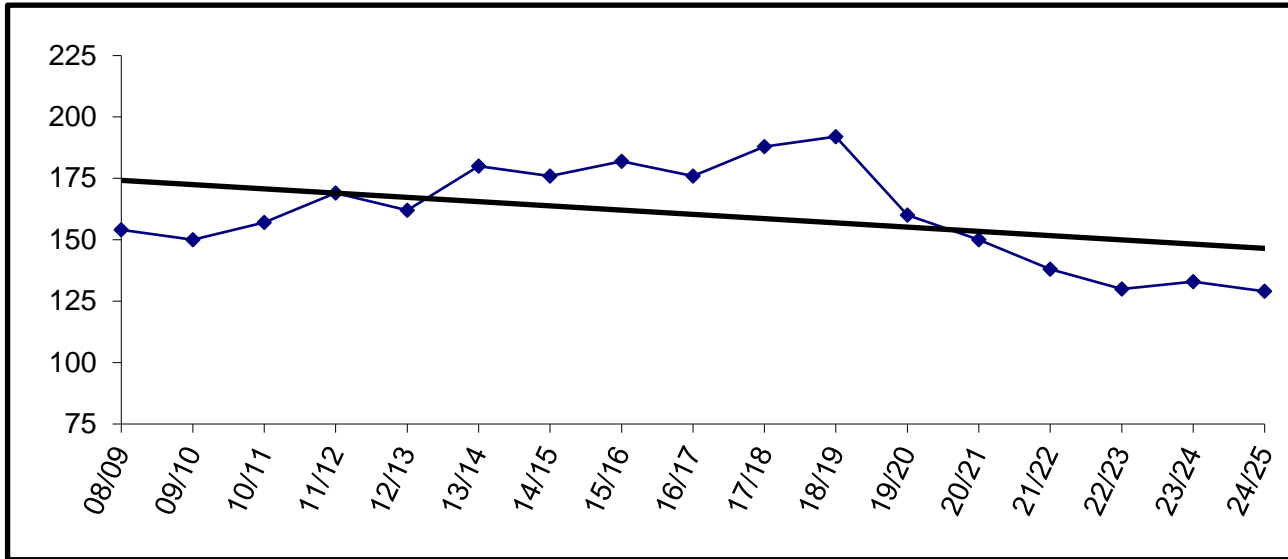
	YEAR	PRE-K	K	1	2	3	4	5	6	7	8	9	10	11	12	TOTAL	# Change	% Change	
Actual	08/09	1	3	5	3	1	8	2	1	3	4	0	2	3	0	36	36		
	09/10		2	2	5	3	1	7	2	2	3	2	0	0	1	30	-6	-16.7%	
	10/11		3	3	3	6	4	1	8	2	2	1	1	0	1	35	5	16.7%	
	11/12	2	0	3	3	4	6	5	1	8	3	3	1	2	0	41	6	17.1%	
	12/13	1	5	1	3	3	2	6	3	1	9	2	2	2	0	40	-1	-2.4%	
	13/14		5	4	1	3	2	2	7	2	2	4	1	1	1	35	-5	-12.5%	
	14/15		3	5	3	1	3	2	3	4	2	2	3	1	1	33	-2	-5.7%	
	15/16		1	2	5	5	1	4	3	5	5	1	1	4	3	40	7	21.2%	
	16/17	2	4	1	2	4	4	4	1	3	3	4	1	0	0	30	-10	-25.0%	
	17/18		5	1	1	1	4	6	2	2	2	2	2	0	1	29	-1	-3.3%	
	18/19		0	5	1	1	2	3	7	2	3	3	2	2	0	31	2	6.9%	
	19/20		2	1	4	0	1	1	2	4	2	1	1	1	1	21	-10	-32.3%	
	20/21			1	2	1	4	0	1	1	2	4	2	1	1	1	21	0	0.0%
	21/22			1	1	2	1	4	0	1	1	2	4	2	1	1	21	0	0.0%
	22/23			1	1	1	2	1	4	0	1	1	2	4	2	1	21	0	0.0%
	23/24			1	1	1	1	2	1	4	0	1	1	2	4	2	21	0	0.0%
	24/25			1	1	1	1	1	2	1	4	0	1	1	2	4	20	-1	-4.8%



Building Capacity	125	
# enrolled and % of capacity		
Actual	Projected	
<u>FY20</u>	<u>FY21</u>	<u>FY22</u>
21	21	21
17%	17%	17%

Tustumena

	YEAR	PRE-K	K	1	2	3	4	5	6	7	8	9	10	11	12	TOTAL	# Change	% Change
Actual	08/09		19	20	25	21	23	22	24							154	154	
	09/10		26	22	18	25	18	19	22							150	-4	-2.6%
	10/11	10	20	21	19	20	26	22	19							157	7	4.7%
	11/12	10	23	27	20	20	19	29	21							169	12	7.6%
	12/13	10	25	21	21	23	20	18	24							162	-7	-4.1%
	13/14	12	24	29	24	21	23	25	22							180	18	11.1%
	14/15	10	31	24	23	23	21	18	26							176	-4	-2.2%
	15/16	11	19	36	23	24	27	24	18							182	6	3.4%
	16/17	9	17	24	34	23	29	22	18							176	-6	-3.3%
	17/18	11	23	19	22	33	27	27	26							188	12	6.8%
Projected	18/19	10	23	25	22	25	33	21	33							192	4	2.1%
	19/20	16	13	18	22	16	25	31	19							160	-32	-16.7%
	20/21		20	17	19	22	16	25	31							150	-10	-6.3%
	21/22		19	20	17	19	22	16	25							138	-12	-8.0%
	22/23		17	19	20	17	19	22	16							130	-8	-5.8%
	23/24		19	17	19	20	17	19	22							133	3	2.3%
24/25		18	19	17	19	20	17	19							129	-4	-3.0%	

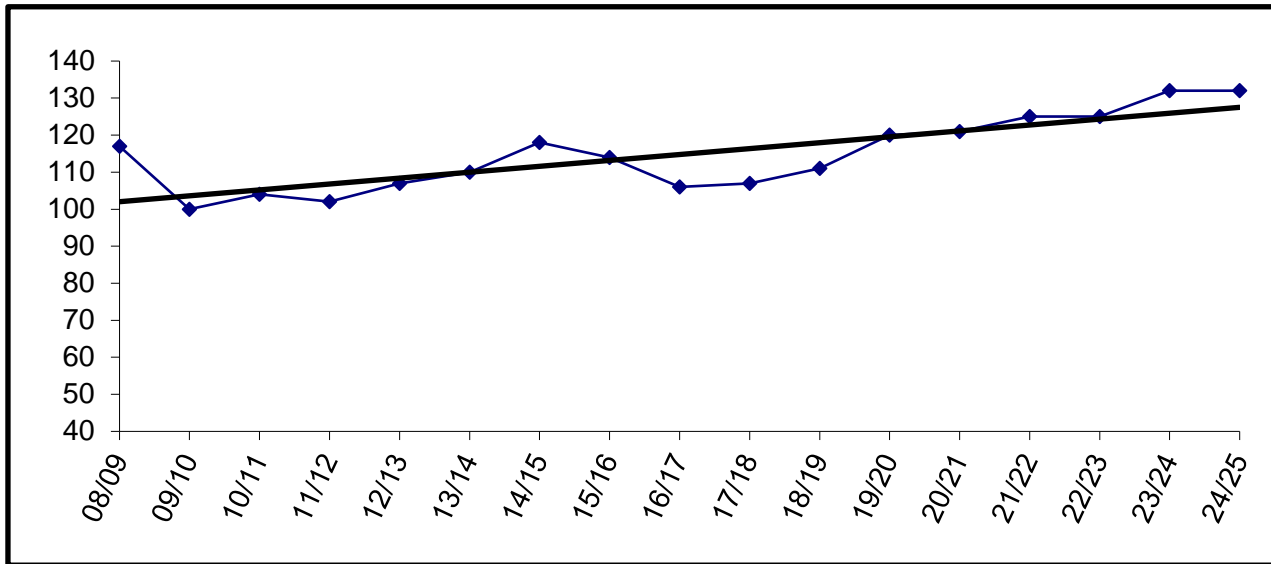


Building Capacity	400	
# enrolled and % of capacity		
Actual	Projected	
<u>FY20</u>	<u>FY21</u>	<u>FY22</u>
160	150	138
40%	38%	35%

Voznesenka

YEAR	PRE-K	K	1	2	3	4	5	6	7	8	9	10	11	12	TOTAL	# Change	% Change
08/09		4	4	10	9	5	8	11	11	13	13	12	8	9	117	117	
09/10		6	4	2	8	8	5	9	10	8	12	10	9	9	100	-17	-14.5%
10/11	6	5	5	5	3	8	8	5	12	11	8	11	10	7	104	4	4.0%
11/12		9	5	5	4	3	8	10	8	12	10	7	12	9	102	-2	-1.9%
12/13	9	3	8	5	5	4	4	9	13	8	12	10	6	11	107	5	4.9%
13/14	6	11	3	8	5	7	5	5	11	13	8	11	10	7	110	3	2.8%
14/15	6	6	13	5	11	4	10	4	7	11	12	8	11	10	118	8	7.3%
15/16	10	7	6	12	5	12	5	10	5	8	11	11	5	7	114	-4	-3.4%
16/17	8	9	5	6	10	5	11	4	10	5	7	10	11	5	106	-8	-7.0%
17/18	10	7	9	5	6	9	5	12	5	10	5	5	9	10	107	1	0.9%
18/19	10	9	8	8	5	6	10	5	11	6	12	6	6	9	111	4	3.7%
19/20	10	9	12	8	10	6	6	10	7	12	6	12	7	5	120	9	8.1%
20/21		16	9	12	8	10	6	6	10	7	12	6	12	7	121	1	0.8%
21/22		11	16	9	12	8	10	6	6	10	7	12	6	12	125	4	3.3%
22/23		12	11	16	9	12	8	10	6	6	10	7	12	6	125	0	0.0%
23/24		13	12	11	16	9	12	8	10	6	6	10	7	12	132	7	5.6%
24/25		12	13	12	11	16	9	12	8	10	6	6	10	7	132	0	0.0%

Actual
Projected

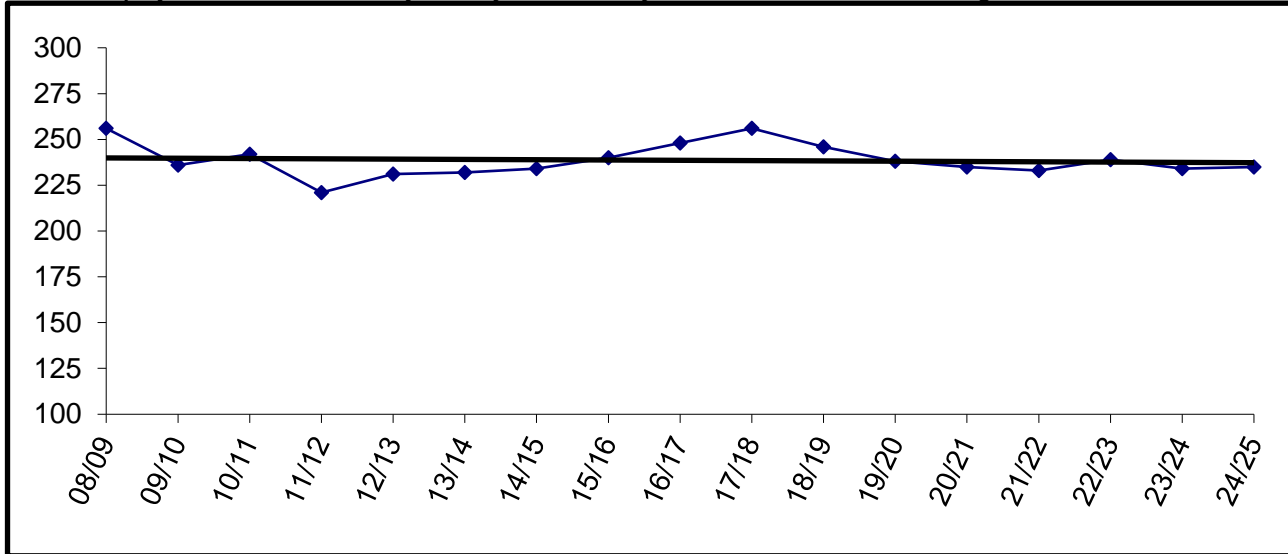


Building Capacity	150	
# enrolled and % of capacity		
Actual	Projected	
<u>FY20</u>	<u>FY21</u>	<u>FY22</u>
120	121	125
80%	81%	83%

West Homer

YEAR	PRE-K	K	1	2	3	4	5	6	7	8	9	10	11	12	TOTAL	# Change	% Change
08/09					66	60	59	71							256	256	
09/10					57	59	62	58							236	-20	-7.8%
10/11					68	60	52	62							242	6	2.5%
11/12					51	64	52	54							221	-21	-8.7%
12/13					61	55	63	52							231	10	4.5%
13/14					58	56	55	63							232	1	0.4%
14/15					57	61	60	56							234	2	0.9%
15/16					55	61	61	63							240	6	2.6%
16/17					64	54	65	65							248	8	3.3%
17/18					73	63	55	65							256	8	3.2%
18/19					62	65	62	57							246	-10	-3.9%
19/20					67	49	62	60							238	-8	-3.3%
20/21					60	65	50	60							235	-3	-1.3%
21/22					58	60	65	50							233	-2	-0.9%
22/23					56	58	60	65							239	6	2.6%
23/24					60	56	58	60							234	-5	-2.1%
24/25					61	60	56	58							235	1	0.4%

Enrollment projections for FY09 and beyond may be affected by charter school enrollment changes.



Building Capacity	450	
# enrolled and % of capacity		
Actual	Projected	
<u>FY20*</u>	<u>FY21*</u>	<u>FY22*</u>
300	294	298
67%	65%	66%

* Number Enrolled includes students at West Homer and Fireweed Academy. Fireweed Academy K-2 is housed at separate location.

Projected Enrollments

FY21 Enrollment Projection

	Pre-K	K	1	2	3	4	5	6	7	8	9	10	11	12	FY21 Projection	FY20 on 10-18-19 W/Presch	FY20 on 10-18-19 Difference	FY20 on 10-18-19 WO/Presch	FY20 on 10-18-19 Difference
Aurora Borealis Charter	0	24	24	23	22	22	22	15	15	15	0	0	0	0	182	183	(1)	183	(1)
Chapman	0	16	16	12	18	13	13	11	16	15	0	0	0	0	130	136	(6)	126	4
Connections	0	53	52	37	53	45	63	65	50	80	67	65	78	102	810	869	(59)	869	(59)
Cooper Landing	0	1	1	1	2	2	2	0	2	0	2	0	0	1	14	13	1	13	1
Fireweed Academy Charter	0	19	21	15	15	15	22	10	0	0	0	0	0	0	117	127	(10)	127	(10)
Homer Flex	0	0	0	0	0	0	0	0	0	0	4	4	7	15	30	28	2	28	2
Homer High	0	0	0	0	0	0	0	0	0	0	110	100	91	97	398	372	26	372	26
Homer Middle	0	0	0	0	0	0	0	0	102	80	0	0	0	0	182	175	7	175	7
Hope	0	1	2	0	2	2	0	1	1	2	2	3	0	0	16	16	0	16	0
Kachemak Selo	0	5	3	2	4	3	2	0	5	1	3	5	4	4	41	38	3	38	3
Kaleidoscope Charter	0	40	42	45	42	43	48	0	0	0	0	0	0	0	260	260	0	260	0
K-Beach	0	61	55	72	63	58	80	61	0	0	0	0	0	0	450	444	6	443	7
Kenai Alternative	0	0	0	0	0	0	0	0	0	0	1	5	10	36	52	67	(15)	52	0
Kenai Central High	0	0	0	0	0	0	0	0	0	0	118	118	119	100	455	434	21	434	21
Kenai Middle	0	0	0	0	0	0	0	136	131	133	0	0	0	0	400	373	27	373	27
Marathon	0	0	0	0	0	0	0	0	0	0	1	2	4	3	10	11	(1)	11	(1)
McNeil Canyon	0	18	17	16	20	13	20	18	0	0	0	0	0	0	122	122	0	121	1
Moose Pass	0	2	2	5	4	1	3	5	1	0	0	0	0	0	23	21	2	21	2
Mountain View	0	71	65	66	69	68	72	0	0	0	0	0	0	0	411	439	(28)	415	(4)
Nanwalek	0	6	3	8	8	7	4	6	4	4	9	8	5	6	78	78	0	78	0
Nikiski Middle/Senior	0	0	0	0	0	0	0	56	52	51	53	49	44	45	350	338	12	338	12
Nikiski North Star	0	49	56	44	50	55	58	0	0	0	0	0	0	0	312	342	(30)	320	(8)
Nikolaevsk	0	1	4	2	1	2	3	5	3	1	2	5	6	5	40	48	(8)	48	(8)
Ninilchik	0	9	5	10	7	3	15	8	9	8	7	8	10	12	111	119	(8)	110	1
Paul Banks	0	60	56	58	0	0	0	0	0	0	0	0	0	0	174	206	(32)	175	(1)
Port Graham	0	3	3	4	1	3	4	3	2	3	1	3	2	2	34	34	0	34	0
Razdolna	0	6	5	6	4	9	5	8	2	13	4	10	11	4	87	83	4	83	4
Redoubt	0	47	48	38	56	57	44	54	0	0	0	0	0	0	344	368	(24)	348	(4)
River City Academy	0	0	0	0	0	0	0	0	11	14	17	20	12	11	85	83	2	83	2
Seward Elem	0	40	40	37	48	35	47	0	0	0	0	0	0	0	247	289	(42)	258	(11)
Seward High	0	0	0	0	0	0	0	0	0	0	41	36	37	46	160	158	2	158	2
Seward Middle	0	0	0	0	0	0	0	52	46	56	0	0	0	0	154	143	11	143	11
Skyview Middle	0	0	0	0	0	0	0	0	204	197	0	0	0	0	401	404	(3)	404	(3)
Soldotna Elem	0	38	37	32	33	34	37	40	0	0	0	0	0	0	251	290	(39)	252	(1)
Soldotna High	0	0	0	0	0	0	0	0	0	0	0	176	175	171	726	685	41	685	41
Soldotna Montessori Charter	0	22	24	26	22	23	25	24	0	0	0	0	0	0	166	164	2	164	2
Sterling	0	30	28	28	27	30	23	21	0	0	0	0	0	0	187	193	(6)	179	8
Susan B English	0	6	5	3	2	2	1	5	4	2	2	1	1	2	36	33	3	32	4
Tebughna	0	1	2	1	4	0	1	1	2	4	2	1	1	1	21	21	0	21	0
Tustumena	0	20	17	19	22	16	25	31	0	0	0	0	0	0	150	160	(10)	144	6
Voznesenka	0	16	9	12	8	10	6	6	10	7	12	6	12	7	121	120	1	110	11
West Homer	0	0	0	0	60	65	50	60	0	0	0	0	0	0	235	238	(3)	238	(3)
	0	665	642	622	667	636	695	702	672	686	458	625	629	670	8,573	8,725	(152)	8,482	91

FY22 Enrollment Projection

	Pre-K	K	1	2	3	4	5	6	7	8	9	10	11	12	FY21 Projection	FY20 10-18-19	Difference
Aurora Borealis Charter	0	24	24	23	23	22	22	15	15	15	0	0	0	0	183	183	0
Chapman	0	15	16	16	12	18	13	13	11	16	0	0	0	0	130	136	(6)
Connections	0	54	53	52	37	53	45	63	65	50	80	67	65	78	762	869	(107)
Cooper Landing	0	1	1	1	1	2	2	2	0	2	0	2	0	0	14	13	1
Fireweed Academy Charter	0	19	19	21	15	12	22	10	0	0	0	0	0	0	118	127	(9)
Homer Flex	0	0	0	0	0	0	0	0	0	0	4	4	7	15	30	28	2
Homer High	0	0	0	0	0	0	0	0	0	0	95	110	100	91	396	372	24
Homer Middle	0	0	0	0	0	0	0	0	88	102	0	0	0	0	190	175	15
Hope	0	1	1	1	0	2	2	0	1	1	2	2	3	0	16	16	0
Kachemak Selo	0	4	5	3	2	4	3	2	0	5	1	3	5	4	41	38	3
Kaleidoscope Charter	0	40	42	45	42	43	48	0	0	0	0	0	0	0	260	260	0
K-Beach	0	63	61	55	72	63	58	80	0	0	0	0	0	0	452	444	8
Kenai Alternative	0	0	0	0	0	0	0	0	0	0	1	4	18	42	65	67	(2)
Kenai Central High	0	0	0	0	0	0	0	0	0	0	133	118	118	119	488	434	54
Kenai Middle	0	0	0	0	0	0	0	120	136	131	0	0	0	0	387	373	14
Marathon	0	0	0	0	0	0	0	0	0	0	1	2	4	3	10	11	(1)
McNeil Canyon	0	18	18	17	16	20	13	20	0	0	0	0	0	0	122	122	0
Moose Pass	0	3	2	2	5	4	1	3	5	1	0	0	0	0	26	21	5
Mountain View	0	67	71	65	66	69	68	0	0	0	0	0	0	0	406	439	(33)
Nanwalek	0	6	6	3	8	8	7	4	6	4	4	9	8	5	78	78	0
Nikiski Middle/Senior	0	0	0	0	0	0	0	58	56	52	51	53	49	44	363	338	25
Nikiski North Star	0	50	49	56	44	50	55		0	0	0	0	0	0	304	342	(38)
Nikolaevsk	0	3	1	4	2	1	2	3	5	3	1	2	5	6	38	48	(10)
Ninilchik	0	8	9	5	10	7	3	15	8	9	8	7	8	10	107	119	(12)
Paul Banks	0	61	60	56	0	0	0	0	0	0	0	0	0	0	177	206	(29)
Port Graham	0	4	3	3	4	1	3	4	3	2	3	1	3	2	36	34	2
Razdolna	0	6	6	5	6	4	9	5	8	2	13	4	10	11	89	83	6
Redoubt	0	45	47	48	38	56	57	44	0	0	0	0	0	0	335	368	(33)
River City Academy	0	0	0	0	0	0	0	0	11	11	14	17	20	12	85	83	2
Seward Elem	0	40	40	40	37	48	35	0	0	0	0	0	0	0	240	289	(49)
Seward High	0	0	0	0	0	0	0	0	0	0	56	41	36	37	170	158	12
Seward Middle	0	0	0	0	0	0	0	47	52	46	0	0	0	0	145	143	2
Skyview Middle	0	0	0	0	0	0	0	0	231	204	0	0	0	0	435	404	31
Soldotna Elem	0	35	38	37	32	33	34	37	0	0	0	0	0	0	246	290	(44)
Soldotna High	0	0	0	0	0	0	0	0	0	0	0	204	176	175	759	685	74
Soldotna Montessori Charter	0	22	24	26	22	23	25	24	0	0	0	0	0	0	166	164	2
Sterling	0	29	30	28	28	27	30	23	0	0	0	0	0	0	195	193	2
Susan B English	0	5	6	5	3	2	2	1	5	4	2	2	1	1	39	33	6
Tebughna	0	1	1	2	1	4	0	1	1	2	4	2	1	1	21	21	0
Tustumena	0	19	20	17	19	22	16	25	0	0	0	0	0	0	138	160	(22)
Voznesenka	0	11	16	9	12	8	10	6	6	10	7	12	6	12	125	120	5
West Homer	0	0	0	0	58	60	65	50	0	0	0	0	0	0	233	238	(5)
	0	654	669	645	615	666	650	675	713	672	480	666	643	668	8,620	8,725	(105)

FY23 Enrollment Projection

	Pre-K	K	1	2	3	4	5	6	7	8	9	10	11	12	FY22 Projection	FY20 10-18-19	Difference
Aurora Borealis Charter	0	24	24	23	23	23	22	15	15	15	0	0	0	0	184	183	1
Chapman	0	16	15	16	16	12	18	13	13	11	0	0	0	0	130	136	(6)
Connections	0	55	54	53	52	37	53	45	63	65	50	80	67	65	739	869	(130)
Cooper Landing	0	1	1	1	1	1	2	2	2	0	2	0	2	0	15	13	2
Fireweed Academy Charter	0	20	19	19	21	12	22	10	0	0	0	0	0	0	123	127	(4)
Homer Flex	0	0	0	0	0	0	0	0	0	0	4	4	7	15	30	28	2
Homer High	0	0	0	0	0	0	0	0	0	0	118	95	110	100	423	372	51
Homer Middle	0	0	0	0	0	0	0	0	80	88	0	0	0	0	168	175	(7)
Hope	0	1	1	1	1	0	2	2	0	1	1	2	2	3	17	16	1
Kachemak Selo	0	4	4	5	3	2	4	3	2	0	5	1	3	5	41	38	3
Kaleidoscope Charter	0	40	42	45	42	43	48	0	0	0	0	0	0	0	260	260	0
K-Beach	0	61	63	61	55	72	63	58	0	0	0	0	0	0	433	444	(11)
Kenai Alternative	0	0	0	0	0	0	0	0	0	0	1	4	18	42	65	67	(2)
Kenai Central High	0	0	0	0	0	0	0	0	0	0	131	133	118	118	500	434	66
Kenai Middle	0	0	0	0	0	0	0	116	120	136	0	0	0	0	372	373	(1)
Marathon	0	0	0	0	0	0	0	0	0	0	1	2	4	3	10	11	(1)
McNeil Canyon	0	18	18	18	17	16	20	13	0	0	0	0	0	0	120	122	(2)
Moose Pass	0	2	3	2	2	5	4	1	3	5	0	0	0	0	27	21	6
Mountain View	0	67	67	71	71	66	69	0	0	0	0	0	0	0	405	439	(34)
Nanwalek	0	5	6	6	3	8	8	7	4	6	4	4	9	8	78	78	0
Nikiski Middle/Senior	0	0	0	0	0	0	0	55	58	56	52	51	53	49	374	338	36
Nikiski North Star	0	52	50	49	56	44	50	0	0	0	0	0	0	0	301	342	(41)
Nikolaevsk	0	3	3	1	4	2	1	2	3	5	3	1	2	5	35	48	(13)
Nililchik	0	7	8	9	5	10	7	3	15	8	9	8	7	8	104	119	(15)
Paul Banks	0	59	61	60	0	0	0	0	0	0	0	0	0	0	180	206	(26)
Port Graham	0	3	4	3	3	4	1	3	4	3	2	3	1	3	37	34	3
Razdolna	0	6	6	6	5	6	4	9	5	8	2	13	4	10	84	83	1
Redoubt	0	47	45	47	48	38	56	57	0	0	0	0	0	0	338	368	(30)
River City Academy	0	0	0	0	0	0	0	0	11	11	11	14	17	20	84	83	1
Seward Elem	0	40	40	40	40	37	48	0	0	0	0	0	0	0	245	289	(44)
Seward High	0	0	0	0	0	0	0	0	0	0	46	56	41	36	179	158	21
Seward Middle	0	0	0	0	0	0	0	35	47	52	0	0	0	0	134	143	(9)
Skyview Middle	0	0	0	0	0	0	0	0	233	231	0	0	0	0	464	404	60
Soldotna Elem	0	37	35	38	37	32	33	34	0	0	0	0	0	0	246	290	(44)
Soldotna High	0	0	0	0	0	0	0	0	0	0	0	204	204	176	815	685	130
Soldotna Montessori Charter	0	22	24	26	22	23	25	24	0	0	0	0	0	0	166	164	2
Sterling	0	29	29	30	28	28	27	30	0	0	0	0	0	0	201	193	8
Susan B English	0	5	5	6	5	3	2	2	1	5	4	2	2	1	43	33	10
Tebughna	0	1	1	1	2	1	4	0	1	1	2	4	2	1	21	21	0
Tustumena	0	17	19	20	17	19	22	16	0	0	0	0	0	0	130	160	(30)
Voznesenka	0	12	11	16	9	12	8	10	6	6	10	7	12	6	125	120	5
West Homer	0	0	0	0	56	58	60	65	0	0	0	0	0	0	239	238	1
	0	654	658	673	644	614	683	630	686	713	458	688	685	674	8,685	8,725	(40)

FY24 Enrollment Projection

	Pre-K	K	1	2	3	4	5	6	7	8	9	10	11	12	FY23 Projection	FY20 10-18-19	Difference
Aurora Borealis Charter	0	24	24	23	23	23	22	15	15	15	0	0	0	0	184	183	1
Chapman	0	16	16	15	16	16	12	18	13	13	0	0	0	0	135	136	(1)
Connections	0	56	55	54	53	52	37	53	45	63	65	50	80	67	730	869	(139)
Cooper Landing	0	1	1	1	1	1	1	2	2	2	0	2	0	2	16	13	3
Fireweed Academy Charter	0	19	20	19	19	12	22	10	0	0	0	0	0	0	121	127	(6)
Homer Flex	0	0	0	0	0	0	0	0	0	0	4	4	7	15	30	28	2
Homer High	0	0	0	0	0	0	0	0	0	0	99	118	95	110	422	372	50
Homer Middle	0	0	0	0	0	0	0	0	88	80	0	0	0	0	168	175	(7)
Hope	0	1	1	1	1	1	0	2	2	0	1	1	2	2	15	16	(1)
Kachemak Selo	0	4	4	4	5	3	2	4	3	2	0	5	1	3	40	38	2
Kaleidoscope Charter	0	40	42	45	42	43	48	0	0	0	0	0	0	0	260	260	0
K-Beach	0	62	61	63	61	55	72	63	0	0	0	0	0	0	437	444	(7)
Kenai Alternative	0	0	0	0	0	0	0	0	0	0	1	4	18	42	65	67	(2)
Kenai Central High	0	0	0	0	0	0	0	0	0	0	136	131	133	118	518	434	84
Kenai Middle	0	0	0	0	0	0	0	117	116	120	0	0	0	0	353	373	(20)
Marathon	0	0	0	0	0	0	0	0	0	0	1	2	4	3	10	11	(1)
McNeil Canyon	0	18	18	18	18	17	16	20	0	0	0	0	0	0	125	122	3
Moose Pass	0	2	2	3	2	2	5	4	1	3	0	0	0	0	24	21	3
Mountain View	0	68	67	67	71	65	66	0	0	0	0	0	0	0	404	439	(35)
Nanwalek	0	6	5	6	6	3	8	8	7	4	6	4	4	9	76	78	(2)
Nikiski Middle/Senior	0	0	0	0	0	0	0	50	55	58	56	52	51	53	375	338	37
Nikiski North Star	0	50	52	50	49	56	44		0	0	0	0	0	0	301	342	(41)
Nikolaevsk	0	3	3	3	1	4	2	1	2	3	5	3	1	2	33	48	(15)
Ninilchik	0	8	7	8	9	5	10	7	3	15	8	9	8	7	104	119	(15)
Paul Banks	0	60	59	61	0	0	0	0	0	0	0	0	0	0	180	206	(26)
Port Graham	0	3	3	4	3	3	4	1	3	4	3	2	3	1	37	34	3
Razdolna	0	6	6	6	6	5	6	4	9	5	8	2	13	4	80	83	(3)
Redoubt	0	46	47	45	47	48	38	56	0	0	0	0	0	0	327	368	(41)
River City Academy	0	0	0	0	0	0	0	0	11	11	11	11	14	17	75	83	(8)
Seward Elem	0	40	40	40	40	40	37	0	0	0	0	0	0	0	237	289	(52)
Seward High	0	0	0	0	0	0	0	0	0	0	52	46	56	41	195	158	37
Seward Middle	0	0	0	0	0	0	0	48	35	47	0	0	0	0	130	143	(13)
Skyview Middle	0	0	0	0	0	0	0	0	219	233	0	0	0	0	452	404	48
Soldotna Elem	0	37	37	35	38	37	32	33	0	0	0	0	0	0	249	290	(41)
Soldotna High	0	0	0	0	0	0	0	0	0	0	0	231	204	204	872	685	187
Soldotna Montessori Charter	0	22	24	26	22	23	25	24	0	0	0	0	0	0	166	164	2
Sterling	0	29	29	29	30	28	28	27	0	0	0	0	0	0	200	193	7
Susan B English	0	5	5	5	6	5	3	2	2	1	5	4	2	2	47	33	14
Tebughna	0	1	1	1	1	2	1	4	0	1	1	2	4	2	21	21	0
Tustumena	0	19	17	19	20	17	19	22	0	0	0	0	0	0	133	160	(27)
Voznesenka	0	13	12	11	16	9	12	8	10	6	6	10	7	12	132	120	12
West Homer	0	0	0	0	60	56	58	60	0	0	0	0	0	0	234	238	(4)
	0	659	658	662	666	631	630	663	641	686	468	693	707	716	8,713	8,725	(12)

FY25 Enrollment Projection

	Pre-K	K	1	2	3	4	5	6	7	8	9	10	11	12	FY24 Projection	FY20 10-18-19	Difference
Aurora Borealis Charter	0	24	24	23	23	23	22	15	15	15	0	0	0	0	184	183	1
Chapman	0	16	16	16	15	16	16	12	18	13	0	0	0	0	138	136	2
Connections	0	57	56	55	54	53	52	37	53	45	63	65	50	80	720	869	(149)
Cooper Landing	0	1	1	1	1	1	1	1	2	2	2	0	2	0	15	13	2
Fireweed Academy Charter	0	19	19	20	19	12	22	10	0	0	0	0	0	0	121	127	(6)
Homer Flex	0	0	0	0	0	0	0	0	0	0	4	4	7	15	30	28	2
Homer High	0	0	0	0	0	0	0	0	0	0	93	99	118	95	405	372	33
Homer Middle	0	0	0	0	0	0	0	0	90	88	0	0	0	0	178	175	3
Hope	0	1	1	1	1	1	1	0	2	2	0	1	1	2	14	16	(2)
Kachemak Selo	0	4	4	4	4	5	3	2	4	3	2	0	5	1	41	38	3
Kaleidoscope Charter	0	40	42	45	42	43	48	0	0	0	0	0	0	0	260	260	0
K-Beach	0	62	62	61	63	61	55	72	0	0	0	0	0	0	436	444	(8)
Kenai Alternative	0	0	0	0	0	0	0	0	0	0	1	4	18	42	65	67	(2)
Kenai Central High	0	0	0	0	0	0	0	0	0	0	120	136	131	133	520	434	86
Kenai Middle	0	0	0	0	0	0	0	114	117	116	0	0	0	0	347	373	(26)
Marathon	0	0	0	0	0	0	0	0	0	0	1	2	4	3	10	11	(1)
McNeil Canyon	0	18	18	18	18	18	17	16	0	0	0	0	0	0	123	122	1
Moose Pass	0	2	2	2	3	2	2	5	4	1	0	0	0	0	23	21	2
Mountain View	0	67	68	67	67	71	65	0	0	0	0	0	0	0	405	439	(34)
Nanwalek	0	6	6	5	6	6	3	8	8	7	4	6	4	4	73	78	(5)
Nikiski Middle/Senior	0	0	0	0	0	0	0	44	50	55	58	56	52	51	366	338	28
Nikiski North Star	0	51	50	52	50	49	56	0	0	0	0	0	0	0	308	342	(34)
Nikolaevsk	0	3	3	3	3	1	4	2	1	2	3	5	3	1	34	48	(14)
Ninilchik	0	8	8	7	8	9	5	10	7	3	15	8	9	8	105	119	(14)
Paul Banks	0	60	60	59	0	0	0	0	0	0	0	0	0	0	179	206	(27)
Port Graham	0	3	3	3	4	3	3	4	1	3	4	3	2	3	39	34	5
Razdolna	0	6	6	6	6	6	5	6	4	9	5	8	2	13	82	83	(1)
Redoubt	0	46	46	47	45	47	48	38	0	0	0	0	0	0	317	368	(51)
River City Academy	0	0	0	0	0	0	0	0	11	11	11	11	11	14	69	83	(14)
Seward Elem	0	40	40	40	40	40	40	0	0	0	0	0	0	0	240	289	(49)
Seward High	0	0	0	0	0	0	0	0	0	0	47	52	46	56	201	158	43
Seward Middle	0	0	0	0	0	0	0	37	48	35	0	0	0	0	120	143	(23)
Skyview Middle	0	0	0	0	0	0	0	0	225	219	0	0	0	0	444	404	40
Soldotna Elem	0	36	37	37	35	38	37	32	0	0	0	0	0	0	252	290	(38)
Soldotna High	0	0	0	0	0	0	0	0	0	0	0	233	231	204	887	685	202
Soldotna Montessori Charter	0	22	24	26	22	23	25	24	0	0	0	0	0	0	166	164	2
Sterling	0	29	29	29	29	30	28	28	0	0	0	0	0	0	202	193	9
Susan B English	0	5	5	5	5	6	5	3	2	2	1	5	4	2	50	33	17
Tebughna	0	1	1	1	1	1	2	1	4	0	1	1	2	4	20	21	(1)
Tustumena	0	18	19	17	19	20	17	19	0	0	0	0	0	0	129	160	(31)
Voznesenka	0	12	13	12	11	16	9	12	8	10	6	6	10	7	132	120	12
West Homer	0	0	0	0	61	60	56	58	0	0	0	0	0	0	235	238	(3)
	0	657	663	662	655	661	647	610	674	641	441	705	712	738	8,685	8,725	(40)

Page is intentionally left blank.

O A S I S

On-line Alaska School Information System

The State Board of Education & Early Development adopted a regulation in 2001 that required the Department of Education & Early Development to assign no later than August 31, 2002, an individual student identification number for each student in the state. To accomplish this, the department has implemented a high security, password protected, web-based system that assigns these numbers. School districts will use this number when they report electronic student information to the department including test scores.

The number will be unique to each student and will not be a Social Security number. The number will enable the department to better analyze student information and make informed policy decisions. Additionally, the number will allow for more accurate reports of school and student performance to the governor, legislature and public.

The student identification number is for department use only and becomes part of a student's school record. The number does not change if a student moves from one Alaska district to another. Beyond its use by the department for data analysis purposes, the student identification number has no other purpose or significance.

What is OASIS?

On-line Alaska School Information System is operated by the Office of Assessments and Student Information in the Division of Teaching and Learning Support. The responsibilities of this office include the collection, analysis and publication of student and education information.

- This information was gathered from the State of Alaska, Department of Education & Early Development website

All school districts in Alaska participate in the so-called "Twenty Day Count" beginning approximately October 1 every year and ending on the fourth Friday of October. Each student is counted at the school where he or she is enrolled and the numbers are forwarded to the state for verification. Through the use of the unique student identification numbers, districts are able to determine which students are "theirs" and which students have transferred to other districts or out of state. Once the counts are verified for actual students, the amount of time they are enrolled in school (full-time, part-time) is calculated by grade at each school in each district. Since the calculations include part-time students, they rarely add up to whole numbers and comparison of OASIS numbers with enrollment projections is problematic. For that reason, the OASIS calculations are reported separately with a comparison to current enrollment figures.

FY04 is the first year that OASIS numbers are available broken down by grade at each school. Previously, they were only available as a school total.

FY19 OASIS to FY19 Enrollment

	Pre K	K	1	2	3	4	5	6	7	8	9	10	11	12	Total OASIS	FY19 on 10/18/18	Difference
Aurora Borealis	0.00	24.00	25.00	21.00	20.00	24.00	21.70	21.00	17.00	20.00	0.00	0.00	0.00	0.00	193.70	194.00	(0.30)
Chapman	0.91	13.00	20.50	13.60	16.00	11.35	16.00	8.88	12.00	10.70	0.00	0.00	0.00	0.00	122.94	136.00	(13.06)
Connections	0.00	36.65	42.58	41.15	62.00	59.65	45.00	70.60	55.59	59.00	59.65	67.11	86.48	85.01	770.47	805.00	(34.53)
Cooper Landing	0.00	1.00	3.00	1.95	2.00	0.00	1.95	0.00	2.00	1.00	0.00	1.00	0.00	0.00	13.90	14.00	(0.10)
Fireweed Academy	0.00	17.00	17.50	17.00	16.00	13.00	24.00	10.00	0.00	0.00	0.00	0.00	0.00	0.00	114.50	115.00	(0.50)
Homer Flex	0.00	0.00	0.00	0.00	0.00	0.00	0.00	0.00	0.00	0.00	2.00	6.70	14.15	15.00	37.85	39.00	(1.15)
Homer High	0.00	0.00	0.00	0.00	0.00	0.00	0.00	0.00	0.00	0.00	102.72	105.65	90.10	94.00	392.47	389.00	3.47
Homer Middle	0.00	0.00	0.00	0.00	0.00	0.00	0.00	0.00	99.75	96.75	0.00	0.00	0.00	0.00	196.50	194.00	2.50
Hope	0.00	1.00	3.00	1.00	0.00	1.00	1.00	2.00	1.00	3.00	1.00	0.00	2.00	1.00	17.00	17.00	0.00
Kachemak Selo	0.00	3.00	4.00	3.00	2.00	0.00	5.00	1.00	3.00	4.00	4.00	7.00	3.00	4.00	43.00	43.00	0.00
Kaleidoscope Charter	0.00	40.00	43.90	44.00	41.95	44.05	45.00	0.00	0.00	0.00	0.00	0.00	0.00	0.00	258.90	258.00	0.90
K-Beach	0.88	68.35	62.15	51.95	68.50	50.75	58.85	50.05	0.00	0.00	0.00	0.00	0.00	0.00	411.48	414.00	(2.52)
Kenai Alternative	4.50	0.00	0.00	0.00	0.00	0.00	0.00	0.00	0.00	0.00	1.00	2.65	10.70	44.25	63.10	74.00	(10.90)
Kenai Central High	0.00	0.00	0.00	0.00	0.00	0.00	0.00	0.00	0.00	0.00	127.70	127.37	107.18	105.50	467.75	463.00	4.75
Kenai Middle	0.00	0.00	0.00	0.00	0.00	0.00	0.00	136.40	105.98	123.00	0.00	0.00	0.00	0.00	365.38	366.00	(0.62)
Marathon	0.00	0.00	0.00	0.00	0.00	0.00	0.00	0.00	0.55	2.22	0.75	0.85	2.15	3.48	10.00	12.00	(2.00)
McNeil Canyon	0.00	18.00	17.00	13.00	17.00	19.00	16.00	17.00	0.00	0.00	0.00	0.00	0.00	0.00	117.00	117.00	0.00
Moose Pass	0.00	4.00	3.00	1.00	2.00	3.00	3.00	0.00	1.00	0.00	0.00	0.00	0.00	0.00	17.00	17.00	0.00
Mountain View	3.23	65.60	81.40	80.40	75.25	90.50	72.60	0.00	0.00	0.00	0.00	0.00	0.00	0.00	468.98	488.00	(19.02)
Nanwalek	0.00	8.00	7.00	6.00	4.00	5.00	3.00	4.75	8.30	8.00	7.20	5.20	6.00	3.00	75.45	75.00	0.45
Nikiski Middle/Senior	0.00	0.00	0.00	0.00	0.00	0.00	0.00	55.15	63.90	46.55	54.75	48.38	50.95	42.55	362.23	359.00	3.23
Nikiski North Star	0.80	43.80	42.20	52.20	62.50	60.20	54.75	0.00	0.00	0.00	0.00	0.00	0.00	0.00	316.45	337.00	(20.55)
Nikolaevsk	0.00	4.00	6.50	6.00	4.00	8.00	5.00	6.00	4.00	7.25	10.00	5.00	10.75	2.00	78.50	77.00	1.50
Ninilchik	0.70	10.60	6.25	3.00	12.25	7.00	9.40	8.00	7.00	6.00	10.00	12.30	9.00	6.55	108.05	114.00	(5.95)
Paul Banks	4.34	67.00	64.95	68.45	0.00	0.00	0.00	0.00	0.00	0.00	0.00	0.00	0.00	0.00	204.74	232.00	(27.26)
Port Graham	0.25	6.75	1.00	3.00	4.00	3.00	3.00	3.00	2.00	3.00	2.00	2.00	3.15	1.00	37.15	37.00	0.15
Razdolna	0.00	7.00	5.00	9.00	8.00	7.00	2.00	14.00	4.00	10.00	12.00	8.27	3.48	5.00	94.75	94.00	0.75
Redoubt	0.25	39.50	49.25	51.85	40.00	46.00	49.00	46.00	0.00	0.00	0.00	0.00	0.00	0.00	321.85	337.00	(15.15)
River City Academy	0.00	0.00	0.00	0.00	0.00	0.00	0.00	0.00	12.00	10.00	9.70	15.25	10.00	13.00	69.95	70.00	(0.05)
Seward Elem	2.58	40.74	54.40	33.00	50.10	50.10	48.00	0.00	0.00	0.00	0.00	0.00	0.00	0.00	278.92	304.00	(25.08)
Seward High	0.00	0.00	0.00	0.00	0.00	0.00	0.00	0.00	0.00	0.00	35.25	47.39	42.05	34.95	159.64	157.00	2.64
Seward Middle	0.00	0.00	0.00	0.00	0.00	0.00	0.00	51.03	37.56	33.45	0.00	0.00	0.00	0.00	122.04	122.00	0.04
Skyview Middle	0.00	0.00	0.00	0.00	0.00	0.00	0.00	0.00	224.06	186.30	0.00	0.00	0.00	0.00	410.36	410.00	0.36
Soldotna Elem	8.50	28.49	36.63	32.00	36.50	50.25	43.00	38.10	0.00	0.00	0.00	0.00	0.00	0.00	273.47	293.00	(19.53)
Soldotna High	0.00	0.00	0.00	0.00	0.00	0.00	0.00	0.00	0.00	0.00	0.00	193.53	190.86	160.35	544.74	532.00	12.74
Soldotna Montessori Charter	0.00	21.00	23.20	23.00	25.75	22.95	24.00	25.00	0.00	0.00	0.00	0.00	0.00	0.00	164.90	165.00	(0.10)
Soldotna Prep	0.00	0.00	0.00	0.00	0.00	0.00	0.00	0.00	0.00	0.00	187.88	0.00	0.00	0.00	187.88	186.00	1.88
Sterling	1.00	32.15	28.20	34.55	25.65	20.00	24.50	31.25	0.00	0.00	0.00	0.00	0.00	0.00	197.30	214.00	(16.70)
Susan B English	0.16	3.00	4.00	1.00	3.00	4.00	5.25	1.00	1.00	2.00	1.00	3.00	3.13	0.00	31.54	31.00	0.54
Tebughna	0.00	0.00	5.00	0.70	1.00	2.00	3.00	6.70	2.00	3.00	3.00	2.00	2.00	0.00	30.40	31.00	(0.60)
Tustumena	0.25	23.00	24.70	21.60	25.15	33.00	21.00	32.40	0.00	0.00	0.00	0.00	0.00	0.00	181.10	192.00	(10.90)
Voznesenka	0.00	9.00	8.00	8.00	5.00	6.00	10.00	5.00	11.00	6.00	12.00	6.00	6.00	9.00	101.00	111.00	(10.00)
West Homer	0.00	0.00	0.00	0.00	62.20	65.00	62.25	56.50	0.00	0.00	0.00	0.00	0.00	0.00	245.95	246.00	(0.05)
	28.35	635.63	689.31	642.40	691.80	705.80	677.25	700.81	674.69	641.22	643.60	666.65	653.13	629.64	8,680.28	8,881.00	(200.72)

FY18 OASIS to FY18 Enrollment

	Pre K	K	1	2	3	4	5	6	7	8	9	10	11	12	Total OASIS	FY18 on 10/27/17	Difference
Aurora Borealis	0.00	23.00	23.00	23.00	25.00	24.00	25.00	22.00	20.00	12.00	0.00	0.00	0.00	0.00	197.00	197.00	0.00
Chapman	1.39	19.95	17.60	12.25	13.85	17.55	10.65	16.00	13.40	8.00	0.00	0.00	0.00	0.00	130.64	136.00	(5.36)
Connections	0.00	45.80	48.30	48.60	57.50	46.35	60.80	50.23	48.50	59.03	50.58	66.59	71.21	71.35	724.84	772.00	(47.16)
Cooper Landing	0.00	4.00	1.00	3.00	1.00	1.00	1.00	2.00	1.00	0.00	1.00	0.00	0.00	0.00	15.00	15.00	0.00
Fireweed Academy	0.00	18.00	18.00	18.60	12.00	25.00	10.45	21.00	0.00	0.00	0.00	0.00	0.00	0.00	123.05	124.00	(0.95)
Homer Flex	0.00	0.00	0.00	0.00	0.00	0.00	0.00	0.00	0.00	0.00	3.80	5.00	7.00	14.00	29.80	30.00	(0.20)
Homer High	0.00	0.00	0.00	0.00	0.00	0.00	0.00	0.00	0.00	0.00	109.54	99.75	104.05	82.75	396.09	390.00	6.09
Homer Middle	0.00	0.00	0.00	0.00	0.00	0.00	0.00	0.00	92.75	96.10	0.00	0.00	0.00	0.00	188.85	186.00	2.85
Hope	0.00	3.00	2.00	0.00	1.00	1.00	2.00	2.00	2.00	2.00	0.00	1.00	1.00	0.00	17.00	17.00	0.00
Kachemak Selo	0.00	3.00	3.00	1.00	0.00	5.00	1.00	3.00	5.00	5.00	6.56	3.00	5.00	5.75	46.31	45.00	1.31
Kaleidoscope Charter	0.00	40.00	43.00	42.00	45.80	46.00	43.00	0.00	0.00	0.00	0.00	0.00	0.00	0.00	259.80	259.00	0.80
K-Beach	2.00	55.25	55.55	66.00	43.60	59.25	52.75	56.00	0.00	0.00	0.00	0.00	0.00	0.00	390.40	395.00	(4.60)
Kenai Alternative	6.53	0.00	0.00	0.00	0.00	0.00	0.00	0.00	0.00	0.00	1.00	3.00	15.35	43.55	69.43	82.00	(12.57)
Kenai Central High	0.00	0.00	0.00	0.00	0.00	0.00	0.00	0.00	0.00	0.00	141.00	112.11	122.49	82.00	457.60	450.00	7.60
Kenai Middle	0.00	0.00	0.00	0.00	0.00	0.00	0.00	108.40	122.75	115.12	0.00	0.00	0.00	0.00	346.27	344.00	2.27
Marathon	0.00	0.00	0.00	0.00	0.00	0.00	0.00	0.00	0.00	1.00	0.80	1.45	1.20	5.55	10.00	4.00	6.00
McNeil Canyon	0.00	17.00	15.00	16.00	16.00	16.00	21.00	22.00	0.00	0.00	0.00	0.00	0.00	0.00	123.00	124.00	(1.00)
Moose Pass	0.00	2.95	0.00	3.00	3.00	2.00	1.00	2.00	0.00	0.00	0.00	0.00	0.00	0.00	13.95	14.00	(0.05)
Mountain View	3.48	88.35	81.70	70.90	76.70	68.50	76.19	0.00	0.00	0.00	0.00	0.00	0.00	0.00	465.82	484.00	(18.18)
Nanwalek	0.50	6.00	6.00	4.00	6.00	4.00	7.00	9.75	11.00	7.35	5.00	4.60	4.00	2.00	77.20	76.00	1.20
Nikiski Middle/Senior	0.00	0.00	0.00	0.00	0.00	0.00	0.00	64.00	44.00	57.35	52.00	50.00	50.55	44.95	362.85	358.00	4.85
Nikiski North Star	0.25	48.00	54.25	59.65	68.00	57.65	61.00	0.00	0.00	0.00	0.00	0.00	0.00	0.00	348.80	367.00	(18.20)
Nikolaevsk	0.00	4.00	5.00	5.75	6.00	5.50	4.00	4.60	5.00	10.00	6.00	11.00	3.00	8.00	77.85	76.00	1.85
Ninilchik	1.00	4.00	2.00	11.00	7.00	8.55	5.60	9.45	7.00	11.00	9.00	10.00	6.90	8.00	100.50	109.00	(8.50)
Paul Banks	5.50	60.00	66.45	56.45	0.00	0.00	0.00	0.00	0.00	0.00	0.00	0.00	0.00	0.00	188.40	215.00	(26.60)
Port Graham	0.00	1.00	3.00	4.00	3.00	3.00	3.00	3.00	4.00	2.00	2.00	2.00	1.00	2.00	33.00	33.00	0.00
Razdolna	0.25	5.00	9.00	7.00	8.00	4.00	13.00	5.00	9.00	11.00	7.50	4.00	8.00	0.00	90.75	90.00	0.75
Redoubt	1.00	55.00	49.00	44.00	42.50	48.00	53.00	46.65	0.00	0.00	0.00	0.00	0.00	0.00	339.15	358.00	(18.85)
River City Academy	0.00	0.00	0.00	0.00	0.00	0.00	0.00	0.00	12.50	12.00	16.00	16.35	17.00	9.00	82.85	81.00	1.85
Seward Elem	2.24	52.35	35.00	47.80	46.00	47.00	48.15	0.00	0.00	0.00	0.00	0.00	0.00	0.00	278.54	307.00	(28.46)
Seward High	0.00	0.00	0.00	0.00	0.00	0.00	0.00	0.00	0.00	0.00	47.25	46.90	44.25	43.45	181.85	180.00	1.85
Seward Middle	0.00	0.00	0.00	0.00	0.00	0.00	0.00	42.49	36.00	40.35	0.00	0.00	0.00	0.00	118.84	114.00	4.84
Skyview Middle	0.00	0.00	0.00	0.00	0.00	0.00	0.00	0.00	204.10	198.95	0.00	0.00	0.00	0.00	403.05	403.00	0.05
Soldotna Elem	10.39	42.00	34.30	40.20	45.00	41.35	37.25	47.45	0.00	0.00	0.00	0.00	0.00	0.00	297.94	317.00	(19.06)
Soldotna High	0.00	0.00	0.00	0.00	0.00	0.00	0.00	0.00	0.00	0.00	0.00	209.70	173.85	176.55	560.10	546.00	14.10
Soldotna Montessori Charter	0.00	23.00	23.00	27.00	22.00	25.00	28.00	19.00	0.00	0.00	0.00	0.00	0.00	0.00	167.00	167.00	0.00
Soldotna Prep	0.00	0.00	0.00	0.00	0.00	0.00	0.00	0.00	0.00	0.00	195.47	0.00	0.00	0.00	195.47	190.00	5.47
Sterling	0.50	30.10	31.70	28.00	21.25	28.00	35.25	36.00	0.00	0.00	0.00	0.00	0.00	0.00	210.80	227.00	(16.20)
Susan B English	0.00	3.00	1.00	3.00	5.00	6.00	0.04	1.73	3.00	2.00	3.00	4.00	1.70	1.00	34.47	33.00	1.47
Tebughna	0.00	5.00	1.00	1.00	1.00	4.00	6.00	2.00	2.00	2.00	1.25	2.00	0.00	1.00	28.25	29.00	(0.75)
Tustumena	0.32	22.75	19.00	22.00	33.70	26.25	27.00	26.00	0.00	0.00	0.00	0.00	0.00	0.00	177.02	188.00	(10.98)
Voznesenka	0.00	7.00	9.00	5.00	6.00	9.00	5.00	12.00	5.00	10.00	5.00	5.00	9.00	10.00	97.00	107.00	(10.00)
West Homer	0.00	0.00	0.00	0.00	73.00	63.00	54.45	64.75	0.00	0.00	0.00	0.00	0.00	0.00	255.20	256.00	(0.80)
	35.35	688.50	656.85	670.20	688.90	691.95	692.58	698.50	648.00	662.25	663.75	657.45	646.55	610.90	8,711.73	8,895.00	(183.27)

FY17 OASIS to FY17 Enrollment

	Pre K	K	1	2	3	4	5	6	7	8	9	10	11	12	Total OASIS	FY17 on 10/28/16	Difference
Aurora Borealis	0.00	24.00	24.00	25.00	23.70	24.00	22.00	21.00	15.00	15.00	0.00	0.00	0.00	0.00	193.70	194.00	(0.30)
Chapman	0.50	18.60	15.25	12.60	16.00	12.00	12.00	11.00	8.25	7.80	0.00	0.00	0.00	0.00	114.00	134.00	(20.00)
Connections	0.00	50.78	46.08	59.00	50.73	56.96	53.50	51.32	61.51	48.77	62.70	56.13	60.55	96.00	754.03	811.00	(56.97)
Cooper Landing	0.00	3.00	3.00	3.00	2.00	2.00	3.00	1.00	0.00	1.00	0.00	0.00	0.00	0.00	18.00	18.00	0.00
Fireweed Academy	0.00	20.65	15.00	10.50	21.00	10.00	15.60	12.25	0.00	0.00	0.00	0.00	0.00	0.00	105.00	106.00	(1.00)
Homer Flex	0.00	0.00	0.00	0.00	0.00	0.00	0.00	0.00	0.00	0.00	7.00	6.00	8.90	15.70	37.60	38.00	(0.40)
Homer High	0.00	0.00	0.00	0.00	0.00	0.00	0.00	0.00	0.00	0.00	104.75	108.60	93.19	74.75	381.29	373.00	8.29
Homer Middle	0.00	0.00	0.00	0.00	0.00	0.00	0.00	0.00	92.15	102.76	0.00	0.00	0.00	0.00	194.91	187.00	7.91
Hope	0.00	2.00	1.00	1.00	1.00	2.00	3.00	1.00	2.00	0.00	1.00	2.00	0.00	1.00	17.00	17.00	0.00
Kachemak Selo	0.00	3.00	1.00	0.00	5.00	2.00	3.00	6.00	5.00	7.00	3.00	6.00	5.00	2.00	48.00	48.00	0.00
Kaleidoscope Charter	0.00	35.00	44.00	43.85	44.00	44.00	43.00	0.00	0.00	0.00	0.00	0.00	0.00	0.00	253.85	254.00	(0.15)
K-Beach	1.38	67.00	72.85	49.85	57.60	51.95	54.85	52.40	0.00	0.00	0.00	0.00	0.00	0.00	407.88	407.00	0.88
Kenai Alternative	3.50	0.00	0.00	0.00	0.00	0.00	0.00	0.00	0.00	0.00	0.00	4.00	10.65	52.60	70.75	80.00	(9.25)
Kenai Central High	0.00	0.00	0.00	0.00	0.00	0.00	0.00	0.00	0.00	0.00	111.10	123.30	107.71	115.80	457.91	444.00	13.91
Kenai Middle	0.00	0.00	0.00	0.00	0.00	0.00	0.00	128.03	119.21	128.20	0.00	0.00	0.00	0.00	375.44	374.00	1.44
Marathon	0.00	0.00	0.00	0.00	0.00	0.00	0.00	0.00	1.00	1.00	0.40	3.00	0.00	4.60	10.00	12.00	(2.00)
McNeil Canyon	0.25	15.00	19.00	14.00	16.00	18.00	27.25	15.25	0.00	0.00	0.00	0.00	0.00	0.00	124.75	127.00	(2.25)
Moose Pass	0.00	0.00	2.00	3.00	2.00	1.00	3.00	0.00	0.00	0.00	0.00	0.00	0.00	0.00	11.00	11.00	0.00
Mountain View	2.59	75.55	73.00	74.80	61.55	77.33	53.75	0.00	0.00	0.00	0.00	0.00	0.00	0.00	418.57	431.00	(12.43)
Nanwalek	0.00	9.00	5.00	6.00	4.00	7.00	9.00	12.00	8.00	6.00	4.00	5.00	4.00	3.75	82.75	79.00	3.75
Nikiski Middle/Senior	0.00	0.00	0.00	0.00	0.00	0.00	0.00	45.65	55.54	55.00	58.15	61.40	43.50	54.40	373.64	364.00	9.64
Nikiski North Star	0.50	61.60	63.85	71.00	55.00	52.75	56.55	0.00	0.00	0.00	0.00	0.00	0.00	0.00	361.25	378.00	(16.75)
Nikolaevsk	0.00	2.75	5.25	4.00	4.25	3.00	3.25	2.00	8.00	8.00	9.00	3.00	9.00	4.00	65.50	64.00	1.50
Ninilchik	0.50	5.00	7.93	7.00	7.70	9.17	4.25	12.00	12.75	11.25	15.25	7.70	10.00	12.50	123.00	125.00	(2.00)
Paul Banks	3.37	62.00	54.30	78.00	0.00	0.00	0.00	0.00	0.00	0.00	0.00	0.00	0.00	0.00	197.67	223.00	(25.33)
Port Graham	0.25	3.00	4.00	4.00	4.00	3.00	2.00	4.00	2.00	2.00	1.00	2.00	2.25	3.00	36.50	38.00	(1.50)
Razdolna	0.00	9.00	7.00	7.00	4.00	13.00	5.00	9.00	11.00	7.23	4.00	8.50	0.00	2.00	86.73	85.00	1.73
Redoubt	0.25	47.00	42.90	47.90	48.00	51.70	46.65	65.00	0.00	0.00	0.00	0.00	0.00	0.00	349.40	369.00	(19.60)
River City Academy	0.00	0.00	0.00	0.00	0.00	0.00	0.00	0.00	13.00	10.85	16.00	20.00	7.00	14.00	80.85	81.00	(0.15)
Seward Elem	1.31	34.00	49.00	48.75	47.95	54.25	47.55	0.00	0.00	0.00	0.00	0.00	0.00	0.00	282.81	304.00	(21.19)
Seward High	0.00	0.00	0.00	0.00	0.00	0.00	0.00	0.00	0.00	0.00	52.70	43.80	45.95	46.50	188.95	186.00	2.95
Seward Middle	0.00	0.00	0.00	0.00	0.00	0.00	0.00	34.00	43.55	48.10	0.00	0.00	0.00	0.00	125.65	122.00	3.65
Skyview Middle	0.00	0.00	0.00	0.00	0.00	0.00	0.00	0.00	205.26	208.14	0.00	0.00	0.00	0.00	413.40	409.00	4.40
Soldotna Elem	9.81	32.73	38.40	44.80	44.80	37.00	49.60	44.75	0.00	0.00	0.00	0.00	0.00	0.00	301.89	330.00	(28.11)
Soldotna High	0.00	0.00	0.00	0.00	0.00	0.00	0.00	0.00	0.00	0.00	0.00	187.68	190.35	176.20	554.23	533.00	21.23
Soldotna Montessori Charter	0.00	23.00	23.90	22.50	23.90	25.28	24.00	22.25	0.00	0.00	0.00	0.00	0.00	0.00	164.83	162.00	2.83
Soldotna Prep	0.00	0.00	0.00	0.00	0.00	0.00	0.00	0.00	0.00	0.00	198.60	0.00	0.00	0.00	198.60	197.00	1.60
Sterling	1.69	33.60	29.00	24.00	27.90	41.00	38.00	22.75	0.00	0.00	0.00	0.00	0.00	0.00	217.94	232.00	(14.06)
Susan B English	0.00	1.00	3.00	3.00	6.00	0.00	1.00	2.00	3.00	3.00	3.00	2.00	2.00	3.00	32.00	32.00	0.00
Tebughna	0.50	4.00	1.00	2.00	4.00	4.00	1.00	3.50	3.00	4.00	1.00	0.00	0.00	1.00	29.00	30.00	(1.00)
Tustumena	0.50	17.00	24.55	34.15	23.70	29.00	23.00	19.00	0.00	0.00	0.00	0.00	0.00	0.00	170.90	176.00	(5.10)
Voznesenka	0.00	9.80	5.50	6.00	10.00	5.00	11.00	4.00	10.00	5.00	7.00	10.25	11.00	5.25	99.80	106.00	(6.20)
West Homer	0.00	0.00	0.00	0.00	65.81	54.80	68.00	65.25	0.00	0.00	0.00	0.00	0.00	0.00	253.86	248.00	5.86
	26.90	669.06	680.76	706.70	681.59	691.19	683.80	666.40	679.22	680.10	659.65	660.36	611.05	688.05	8,784.83	8,939.00	(154.17)

FY16 OASIS to FY16 Enrollment

	Pre K	K	1	2	3	4	5	6	7	8	9	10	11	12	Total OASIS	FY16 on 10/23/15	Difference
Aurora Borealis	0.00	24.00	23.80	22.00	24.00	20.00	20.00	20.00	18.00	10.00	0.00	0.00	0.00	0.00	181.80	182.00	(0.20)
Chapman	0.00	16.20	12.00	16.50	13.00	12.70	9.00	9.00	7.75	6.25	0.00	0.00	0.00	0.00	102.40	110.00	(7.60)
Connections	0.00	46.25	57.05	43.17	46.50	49.25	47.55	48.38	46.96	59.66	53.52	51.68	73.85	102.23	726.05	781.00	(54.95)
Cooper Landing	0.00	3.95	2.00	2.00	0.00	2.00	2.70	0.00	2.00	0.00	0.00	0.00	0.00	0.00	14.65	14.00	0.65
Fireweed Academy	0.00	12.50	10.00	20.00	12.00	15.00	13.00	9.00	0.00	0.00	0.00	0.00	0.00	0.00	91.50	89.00	2.50
Homer Flex	0.00	0.00	0.00	0.00	0.00	0.00	0.00	0.00	0.00	0.00	4.00	7.45	12.00	12.60	36.05	37.00	(0.95)
Homer High	0.00	0.00	0.00	0.00	0.00	0.00	0.00	0.00	0.00	0.00	116.00	91.59	74.75	86.85	369.19	359.00	10.19
Homer Middle	0.00	0.00	0.00	0.00	0.00	0.00	0.00	0.00	98.00	91.15	0.00	0.00	0.00	0.00	189.15	187.00	2.15
Hope	0.00	0.00	1.00	1.00	3.00	2.00	2.00	3.00	1.00	1.00	1.00	0.00	1.00	0.00	16.00	16.00	0.00
Kachemak Selo	0.00	1.00	1.00	4.00	2.00	3.00	6.00	5.00	7.00	3.00	6.00	5.00	3.00	3.00	49.00	49.00	0.00
Kaleidoscope Charter	0.00	35.25	44.00	44.00	44.00	44.00	44.00	0.00	0.00	0.00	0.00	0.00	0.00	0.00	255.25	255.00	0.25
K-Beach	0.75	73.50	55.00	66.05	56.30	55.25	57.10	54.58	0.00	0.00	0.00	0.00	0.00	0.00	418.53	418.00	0.53
Kenai Alternative	3.30	0.00	0.00	0.00	0.00	0.00	0.00	0.00	0.00	0.00	0.00	1.85	23.80	44.30	73.25	81.00	(7.75)
Kenai Central High	0.00	0.00	0.00	0.00	0.00	0.00	0.00	0.00	0.00	0.00	135.33	126.76	134.80	108.50	505.39	478.00	27.39
Kenai Middle	0.00	0.00	0.00	0.00	0.00	0.00	0.00	117.25	131.50	129.75	0.00	0.00	0.00	0.00	378.50	369.00	9.50
Marathon	0.00	0.00	0.00	0.00	0.00	0.00	0.00	0.00	0.00	0.85	1.75	4.25	0.95	2.20	10.00	6.00	4.00
McNeil Canyon	0.00	13.00	14.00	11.00	19.00	21.00	16.00	22.00	0.00	0.00	0.00	0.00	0.00	0.00	116.00	116.00	0.00
Moose Pass	0.00	2.00	2.00	2.00	0.00	2.00	2.00	0.00	0.00	0.00	0.00	0.00	0.00	0.00	10.00	10.00	0.00
Mountain View	2.10	90.45	72.40	69.75	73.40	51.25	71.55	0.00	0.00	0.00	0.00	0.00	0.00	0.00	430.90	451.00	(20.10)
Nanwalek	0.50	5.00	6.00	4.00	7.00	9.00	11.00	8.00	5.00	6.60	4.00	5.00	3.00	3.00	77.10	76.00	1.10
Nikiski Middle/Senior	0.00	0.00	0.00	0.00	0.00	0.00	0.00	49.25	52.00	48.09	62.20	48.10	57.70	51.50	368.84	364.00	4.84
Nikiski North Star	2.50	60.40	70.70	55.30	54.50	57.70	49.50	0.00	0.00	0.00	0.00	0.00	0.00	0.00	350.60	372.00	(21.40)
Nikolaevsk	0.00	3.00	3.00	3.00	2.00	4.00	3.00	9.00	7.00	7.00	3.00	9.00	3.00	10.00	66.00	66.00	0.00
Ninilchik	0.00	6.55	9.25	11.00	8.00	7.00	13.00	16.00	11.00	12.00	11.00	9.00	13.00	12.80	139.60	138.00	1.60
Paul Banks	4.81	49.05	71.25	59.39	0.00	0.00	0.00	0.00	0.00	0.00	0.00	0.00	0.00	0.00	184.50	206.00	(21.50)
Port Graham	0.00	4.00	2.80	3.00	2.80	2.00	3.00	2.00	1.00	1.00	1.00	2.00	1.00	1.00	26.60	25.00	1.60
Razdolna	0.00	6.00	7.00	4.00	14.00	4.00	9.00	9.00	7.75	5.00	9.00	0.00	3.50	3.48	81.73	79.00	2.73
Redoubt	0.25	36.50	41.80	53.45	53.70	46.00	60.05	60.00	0.00	0.00	0.00	0.00	0.00	0.00	351.75	367.00	(15.25)
River City Academy	0.00	0.00	0.00	0.00	0.00	0.00	0.00	0.00	8.75	11.40	19.45	8.05	14.00	12.00	73.65	77.00	(3.35)
Seward Elem	3.45	45.20	50.25	55.13	58.10	47.45	25.75	0.00	0.00	0.00	0.00	0.00	0.00	0.00	285.33	313.00	(27.67)
Seward High	0.00	0.00	0.00	0.00	0.00	0.00	0.00	0.00	0.00	0.00	43.15	47.00	43.15	44.00	177.30	177.00	0.30
Seward Middle	0.00	0.00	0.00	0.00	0.00	0.00	0.00	48.45	47.30	48.75	0.00	0.00	0.00	0.00	144.50	142.00	2.50
Skyview Middle	0.00	0.00	0.00	0.00	0.00	0.00	0.00	0.00	211.49	208.50	0.00	0.00	0.00	0.00	419.99	418.00	1.99
Soldotna Elem	8.86	42.00	43.00	40.70	35.65	54.15	45.00	39.15	0.00	0.00	0.00	0.00	0.00	0.00	308.51	343.00	(34.49)
Soldotna High	0.00	0.00	0.00	0.00	0.00	0.00	0.00	0.00	0.00	0.00	0.00	191.78	206.25	173.55	571.58	560.00	11.58
Soldotna Montessori Charter	0.00	23.00	21.00	23.00	25.00	23.00	24.00	23.00	0.00	0.00	0.00	0.00	0.00	0.00	162.00	162.00	0.00
Soldotna Prep	0.00	0.00	0.00	0.00	0.00	0.00	0.00	0.00	0.00	0.00	190.35	0.00	0.00	0.00	190.35	183.00	7.35
Sterling	1.25	31.65	30.25	31.75	43.25	36.30	23.00	30.30	0.00	0.00	0.00	0.00	0.00	0.00	227.75	238.00	(10.25)
Susan B English	0.00	5.00	3.20	3.00	1.00	2.00	3.00	3.00	3.00	4.00	2.00	4.25	4.20	8.00	45.65	45.00	0.65
Tebughna	0.00	1.00	1.30	5.00	5.00	1.00	4.00	3.00	5.00	5.00	1.00	1.00	3.70	3.00	39.00	40.00	(1.00)
Tustumena	0.36	19.00	35.80	23.55	25.00	28.55	24.55	18.00	0.00	0.00	0.00	0.00	0.00	0.00	174.81	182.00	(7.19)
Voznesenka	0.00	7.00	6.00	12.00	5.00	12.00	5.00	10.00	5.00	8.00	11.00	11.00	5.00	7.25	104.25	114.00	(9.75)
West Homer	0.00	0.00	0.00	0.00	55.50	62.00	61.45	63.65	0.00	0.00	0.00	0.00	0.00	0.00	242.60	240.00	2.60
	28.13	662.45	696.85	688.74	688.70	673.60	655.20	680.01	676.50	667.00	674.75	624.76	681.65	689.26	8,787.60	8,935.00	(147.40)

FY15 OASIS to FY15 Enrollment

	Pre K	K	1	2	3	4	5	6	7	8	9	10	11	12	Total OASIS	FY15 on 10/24/14	Difference
Aurora Borealis	0.25	25.00	22.00	24.00	22.00	21.00	23.00	20.00	13.00	17.00	0.00	0.00	0.00	0.00	187.25	188.00	(0.75)
Chapman	0.00	15.50	15.00	14.25	11.00	10.00	7.00	11.00	6.00	12.00	0.00	0.00	0.00	0.00	101.75	111.00	(9.25)
Connections	0.00	53.74	41.50	49.25	41.43	45.83	44.98	38.25	53.91	45.88	40.41	59.50	82.47	97.80	694.95	767.00	(72.05)
Cooper Landing	0.00	4.00	1.00	0.00	2.00	4.70	0.00	2.00	2.00	1.00	0.00	0.00	1.00	1.00	18.70	18.00	0.70
Fireweed Academy	0.00	11.90	25.85	13.00	17.75	10.00	10.00	14.00	0.00	0.00	0.00	0.00	0.00	0.00	102.50	101.00	1.50
Homer Flex	0.00	0.00	0.00	0.00	0.00	0.00	0.00	0.00	0.00	0.00	3.85	5.00	5.50	17.25	31.60	30.00	1.60
Homer High	0.00	0.00	0.00	0.00	0.00	0.00	0.00	0.00	0.00	0.00	102.29	92.74	93.95	102.85	391.83	380.00	11.83
Homer Middle	0.00	0.00	0.00	0.00	0.00	0.00	0.00	0.00	96.49	100.95	0.00	0.00	0.00	0.00	197.44	194.00	3.44
Hope	0.00	2.00	1.00	3.00	2.00	3.00	3.00	2.00	1.00	2.00	1.00	1.00	0.00	1.00	22.00	22.00	0.00
Kachemak Selo	0.00	2.00	4.00	2.00	4.00	6.00	6.00	7.00	3.00	7.00	6.00	3.00	2.75	5.00	57.75	58.00	(0.25)
Kaleidoscope Charter	0.00	38.00	39.00	40.85	38.00	43.40	41.85	12.00	0.00	0.00	0.00	0.00	0.00	0.00	253.10	254.00	(0.90)
K-Beach	1.59	56.84	62.70	52.00	56.45	52.65	65.00	38.00	0.00	0.00	0.00	0.00	0.00	0.00	385.23	385.00	0.23
Kenai Alternative	5.00	0.00	0.00	0.00	0.00	0.00	0.00	0.00	0.00	0.00	0.00	1.50	15.70	48.70	70.90	73.00	(2.10)
Kenai Central High	0.00	0.00	0.00	0.00	0.00	0.00	0.00	0.00	0.00	0.00	122.50	143.08	115.85	109.16	490.59	469.00	21.59
Kenai Middle	0.00	0.00	0.00	0.00	0.00	0.00	0.00	119.00	125.00	137.25	0.00	0.00	0.00	0.00	381.25	377.00	4.25
Marathon	0.00	0.00	0.00	0.00	0.00	0.00	0.00	0.00	0.00	0.00	1.40	0.00	4.85	3.75	10.00	9.00	1.00
McNeil Canyon	0.00	11.00	12.00	16.00	20.00	13.00	22.00	26.00	0.00	0.00	0.00	0.00	0.00	0.00	120.00	120.00	0.00
Moose Pass	0.00	3.75	2.00	0.00	3.00	2.00	1.00	1.00	0.00	1.00	0.00	0.00	0.00	0.00	13.75	14.00	(0.25)
Mountain View	2.45	69.43	83.15	72.10	57.90	73.42	68.80	0.00	0.00	0.00	0.00	0.00	0.00	0.00	427.25	445.00	(17.75)
Nanwalek	0.50	6.00	4.00	7.00	10.15	10.00	8.00	6.00	7.00	3.50	4.00	3.15	4.00	4.00	77.30	79.00	(1.70)
Nikiski Middle/Senior	0.00	0.00	0.00	0.00	0.00	0.00	0.00	58.05	54.55	64.05	50.56	67.05	57.00	56.00	407.26	399.00	8.26
Nikiski North Star	0.75	69.20	58.85	61.15	56.75	52.75	49.05	0.00	0.00	0.00	0.00	0.00	0.00	0.00	348.50	366.00	(17.50)
Nikolaevsk	0.00	2.00	2.00	2.00	4.00	2.00	10.00	7.00	10.00	2.00	9.00	3.00	8.00	3.00	64.00	64.00	0.00
Ninilchik	0.00	6.53	12.25	9.15	6.83	12.00	15.50	13.00	12.15	14.00	14.25	15.00	15.50	9.74	155.90	150.00	5.90
Paul Banks	3.23	74.25	55.10	50.85	0.00	0.00	0.00	0.00	0.00	0.00	0.00	0.00	0.00	0.00	183.43	203.00	(19.57)
Port Graham	0.00	3.00	5.00	3.00	2.00	4.00	2.00	2.00	1.00	1.00	2.00	1.00	0.00	1.00	27.00	27.00	0.00
Razdolna	0.00	7.00	4.00	14.00	4.00	9.00	10.00	8.00	5.00	9.00	1.00	4.00	4.48	4.00	83.48	83.00	0.48
Redoubt	0.50	43.40	53.95	48.40	54.60	62.40	61.40	76.00	0.00	0.00	0.00	0.00	0.00	0.00	400.65	420.00	(19.35)
River City Academy	0.00	0.00	0.00	0.00	0.00	0.00	0.00	0.00	11.00	23.00	12.00	13.95	13.50	15.00	88.45	87.00	1.45
Seward Elem	1.25	46.40	52.45	55.25	50.80	29.80	43.50	0.00	0.00	0.00	0.00	0.00	0.00	0.00	279.45	305.00	(25.55)
Seward High	0.00	0.00	0.00	0.00	0.00	0.00	0.00	0.00	0.00	0.00	47.00	42.75	41.40	54.20	185.35	183.00	2.35
Seward Middle	0.00	0.00	0.00	0.00	0.00	0.00	0.00	51.95	36.00	38.00	0.00	0.00	0.00	0.00	125.95	128.00	(2.05)
Skyview Middle	0.00	0.00	0.00	0.00	0.00	0.00	0.00	0.00	201.50	188.38	0.00	0.00	0.00	0.00	389.88	384.00	5.88
Soldotna Elem	5.15	52.25	37.30	40.65	46.65	36.00	37.50	34.95	0.00	0.00	0.00	0.00	0.00	0.00	290.45	316.00	(25.55)
Soldotna High	0.00	0.00	0.00	0.00	0.00	0.00	0.00	0.00	0.00	0.00	0.00	217.74	181.45	184.41	583.60	570.00	13.60
Soldotna Montessori Charter	0.00	22.00	21.00	22.00	22.00	20.00	23.28	25.00	0.00	0.00	0.00	0.00	0.00	0.00	155.28	153.00	2.28
Soldotna Prep	0.00	0.00	0.00	0.00	0.00	0.00	0.00	0.00	0.00	0.00	203.15	0.00	0.00	0.00	203.15	198.00	5.15
Sterling	1.00	31.25	31.95	43.35	36.95	29.65	34.25	30.65	0.00	0.00	0.00	0.00	0.00	0.00	239.05	243.00	(3.95)
Susan B English	0.00	1.00	2.00	1.00	2.00	2.00	2.00	3.00	5.00	2.00	5.00	2.00	10.50	3.00	40.50	40.00	0.50
Tebughna	0.00	3.00	5.00	3.00	1.00	3.00	1.25	3.00	4.00	2.00	2.00	2.25	1.00	1.00	31.50	33.00	(1.50)
Tustumena	0.25	31.85	24.65	23.20	22.90	21.00	18.70	26.00	0.00	0.00	0.00	0.00	0.00	0.00	168.55	176.00	(7.45)
Voznesenka	0.00	6.00	13.00	5.00	11.00	4.00	10.00	4.00	7.00	11.00	11.75	8.00	11.00	9.35	111.10	118.00	(6.90)
West Homer	0.00	0.00	0.00	0.00	57.00	59.95	58.95	54.35	0.00	0.00	0.00	0.00	0.00	0.00	230.25	234.00	(3.75)
	21.92	698.29	691.70	675.45	664.16	642.55	678.01	693.20	654.60	682.01	639.16	685.71	669.90	731.21	8,827.87	8,974.00	(146.13)

FY14 OASIS to FY14 Enrollment

	Pre K	K	1	2	3	4	5	6	7	8	9	10	11	12	Total OASIS	FY14 on 10/17/13	Difference
Aurora Borealis	0.00	24.00	23.00	22.00	24.00	24.00	24.00	21.00	18.00	13.05	0.00	0.00	0.00	0.00	193.05	193.00	0.05
Chapman	0.50	20.25	14.45	13.00	12.00	9.20	13.00	6.00	14.00	7.00	0.00	0.00	0.00	0.00	109.40	124.00	(14.60)
Connections	0.00	42.50	53.60	43.00	50.25	51.65	44.85	52.75	58.70	49.76	52.50	69.63	85.32	94.60	749.11	802.00	(52.89)
Cooper Landing	0.00	1.00	1.00	2.00	5.00	0.00	2.00	2.00	1.00	1.00	1.00	0.00	1.00	0.00	17.00	17.00	0.00
Fireweed Academy	0.00	23.95	11.85	23.10	12.95	11.00	12.65	13.00	0.00	0.00	0.00	0.00	0.00	0.00	108.50	108.00	0.50
Homer Flex	0.00	0.00	0.00	0.00	0.00	0.00	0.00	0.00	0.00	0.00	0.00	4.45	16.45	13.10	34.00	33.00	1.00
Homer High	0.00	0.00	0.00	0.00	0.00	0.00	0.00	0.00	0.00	0.00	101.20	101.34	100.77	85.90	389.21	377.00	12.21
Homer Middle	0.00	0.00	0.00	0.00	0.00	0.00	0.00	0.00	92.25	97.30	0.00	0.00	0.00	0.00	189.55	186.00	3.55
Hope	0.25	1.00	3.00	2.00	1.00	2.00	1.00	1.00	1.00	0.00	1.00	1.00	1.00	2.00	17.25	18.00	(0.75)
Kachemak Selo	0.00	4.00	2.00	4.00	6.00	6.00	8.00	4.00	7.00	6.00	4.00	3.00	6.00	3.00	63.00	63.00	0.00
Kaleidoscope Charter	0.00	36.00	35.85	37.00	36.00	36.35	38.00	33.00	0.00	0.00	0.00	0.00	0.00	0.00	252.20	251.00	1.20
K-Beach	1.10	59.00	49.00	62.00	53.00	63.00	48.00	49.65	0.00	0.00	0.00	0.00	0.00	0.00	384.75	389.00	(4.25)
Kenai Alternative	3.93	0.00	0.00	0.00	0.00	0.00	0.00	0.00	0.00	0.00	0.00	3.20	14.50	57.55	79.18	90.00	(10.82)
Kenai Central High	0.00	0.00	0.00	0.00	0.00	0.00	0.00	0.00	0.00	0.00	146.95	136.38	132.30	115.90	531.53	518.00	13.53
Kenai Middle	0.00	0.00	0.00	0.00	0.00	0.00	0.00	94.55	140.50	116.40	0.00	0.00	0.00	0.00	351.45	348.00	3.45
Marathon	0.00	0.00	0.00	0.00	0.00	0.00	0.00	0.00	0.00	0.00	0.75	1.65	0.95	6.65	10.00	6.00	4.00
McNeil Canyon	0.00	13.00	18.00	21.00	14.00	26.00	25.00	14.00	0.00	0.00	0.00	0.00	0.00	0.00	131.00	131.00	0.00
Moose Pass	0.00	2.10	2.00	3.00	3.00	1.00	2.00	3.00	0.00	0.00	0.00	0.00	0.00	0.00	16.10	16.00	0.10
Mountain View	2.69	84.40	75.70	57.30	72.35	58.70	72.60	0.00	0.00	0.00	0.00	0.00	0.00	0.00	423.74	441.00	(17.26)
Nanwalek	0.25	4.80	4.50	10.75	11.00	11.00	4.25	7.00	3.00	5.00	4.00	3.00	3.25	7.00	78.80	78.00	0.80
Nikiski Middle/Senior	0.00	0.00	0.00	0.00	0.00	0.00	0.00	54.00	65.50	52.30	65.50	61.05	60.60	42.00	400.95	397.00	3.95
Nikiski North Star	0.50	55.50	61.00	57.85	55.05	53.00	60.90	0.00	0.00	0.00	0.00	0.00	0.00	0.00	343.80	362.00	(18.20)
Nikolaevsk	0.00	4.00	4.00	4.00	5.00	10.00	7.00	8.00	2.00	9.00	3.00	8.50	4.00	3.60	72.10	72.00	0.10
Ninilchik	0.25	12.50	8.50	8.00	12.30	14.80	9.00	8.25	10.00	11.25	14.00	15.70	9.50	5.25	139.30	139.00	0.30
Paul Banks	2.50	54.20	51.80	56.55	0.00	0.00	0.00	0.00	0.00	0.00	0.00	0.00	0.00	0.00	165.05	190.00	(24.95)
Port Graham	0.00	4.00	3.00	1.00	3.00	1.00	1.00	1.00	1.00	1.00	2.00	1.00	0.00	1.00	20.00	20.00	0.00
Razdolna	0.00	3.00	15.00	4.00	9.00	10.00	8.00	5.00	9.00	1.00	4.00	5.00	4.00	0.00	77.00	77.00	0.00
Redoubt	0.75	55.60	38.00	49.55	59.60	52.00	65.00	53.00	0.00	0.00	0.00	0.00	0.00	0.00	373.50	390.00	(16.50)
River City Academy	0.00	0.00	0.00	0.00	0.00	0.00	0.00	0.00	15.50	11.00	15.60	11.00	10.00	8.35	71.45	70.00	1.45
Seward Elem	1.75	52.15	55.80	51.70	29.00	40.55	46.95	34.65	0.00	0.00	0.00	0.00	0.00	0.00	312.55	338.00	(25.45)
Seward High	0.00	0.00	0.00	0.00	0.00	0.00	0.00	0.00	0.00	0.00	37.65	45.80	54.15	38.15	175.75	175.00	0.75
Seward Middle	0.00	0.00	0.00	0.00	0.00	0.00	0.00	0.00	36.55	45.50	0.00	0.00	0.00	0.00	82.05	81.00	1.05
Skyview	0.00	0.00	0.00	0.00	0.00	0.00	0.00	0.00	0.00	0.00	54.75	63.76	78.50	71.65	268.66	261.00	7.66
Soldotna Elem	5.86	41.90	35.10	42.00	33.15	41.45	30.75	34.00	0.00	0.00	0.00	0.00	0.00	0.00	264.21	295.00	(30.79)
Soldotna High	0.00	0.00	0.00	0.00	0.00	0.00	0.00	0.00	0.00	0.00	172.40	124.40	134.80	108.30	539.90	531.00	8.90
Soldotna Middle	0.00	0.00	0.00	0.00	0.00	0.00	0.00	0.00	182.19	189.85	0.00	0.00	0.00	0.00	372.04	367.00	5.04
Soldotna Montessori Charter	0.00	23.00	24.00	23.00	23.00	24.50	27.00	22.00	0.00	0.00	0.00	0.00	0.00	0.00	166.50	165.00	1.50
Sterling	1.00	25.00	40.00	27.00	25.50	25.00	29.00	27.00	0.00	0.00	0.00	0.00	0.00	0.00	199.50	208.00	(8.50)
Susan B English	0.00	4.00	1.00	2.00	2.00	2.00	3.00	5.00	1.00	5.00	4.00	11.00	4.00	4.00	48.00	48.00	0.00
Tebughna	0.00	4.80	4.30	1.00	3.30	2.00	2.30	7.00	2.00	2.00	4.00	1.00	1.00	1.00	35.70	35.00	0.70
Tustumena	0.59	24.50	28.70	24.00	21.25	23.00	23.95	21.70	0.00	0.00	0.00	0.00	0.00	0.00	167.69	180.00	(12.31)
Voznesenka	0.00	11.00	3.00	8.00	5.00	7.00	5.00	5.00	11.00	13.00	8.00	11.00	9.75	7.00	103.75	110.00	(6.25)
West Homer	0.00	0.00	0.00	0.00	57.40	55.60	55.75	63.50	0.00	0.00	0.00	0.00	0.00	0.00	232.25	232.00	0.25
	21.92	691.15	667.15	659.80	644.10	661.80	669.95	650.05	671.19	636.41	696.30	682.86	731.84	676.00	8,760.52	8,932.00	(171.48)

FY13 OASIS to FY13 Enrollment

	Pre K	K	1	2	3	4	5	6	7	8	9	10	11	12	Total OASIS	FY13 on 10/26/12	Difference
Aurora Borealis	0.00	23.70	21.40	22.00	25.00	24.00	22.00	22.00	18.00	10.05	0.00	0.00	0.00	0.00	188.15	186.00	2.15
Chapman	0.56	14.50	16.25	8.40	10.00	12.50	7.00	12.00	8.84	8.00	0.00	0.00	0.00	0.00	98.05	115.00	(16.95)
Connections	0.00	62.25	41.00	67.20	56.10	56.30	63.25	64.25	61.88	69.51	67.74	65.54	69.35	92.08	836.44	918.00	(81.56)
Cooper Landing	0.00	1.00	2.00	3.50	0.00	2.00	0.05	1.00	1.00	0.00	0.00	1.00	0.00	0.00	11.55	12.00	(0.45)
Fireweed Academy	0.00	9.75	27.00	14.00	11.00	14.50	14.25	19.00	0.00	0.00	0.00	0.00	0.00	0.00	109.50	108.00	1.50
Homer Flex	0.00	0.00	0.00	0.00	0.00	0.00	0.00	0.00	0.00	0.00	4.25	7.40	8.35	8.30	28.30	33.00	(4.70)
Homer High	0.00	0.00	0.00	0.00	0.00	0.00	0.00	0.00	0.00	0.00	104.56	119.21	96.50	86.34	406.62	384.00	22.62
Homer Middle	0.00	0.00	0.00	0.00	0.00	0.00	0.00	0.00	90.00	93.75	0.00	0.00	0.00	0.00	183.75	182.00	1.75
Hope	0.00	1.90	1.00	1.00	2.00	0.90	1.00	1.00	0.00	1.00	1.00	1.00	3.00	2.00	16.80	17.00	(0.20)
Kachemak Selo	0.00	2.00	4.00	6.00	6.00	9.00	3.00	7.00	6.00	4.00	3.00	7.00	5.00	2.00	64.00	64.00	0.00
Kaleidoscope Charter	0.00	36.15	35.90	36.00	36.00	36.00	41.00	32.00	0.00	0.00	0.00	0.00	0.00	0.00	253.05	252.00	1.05
K-Beach	1.00	49.90	57.65	47.45	64.05	49.00	58.35	46.50	0.00	0.00	0.00	0.00	0.00	0.00	373.90	374.00	(0.10)
Kenai Alternative	3.25	0.00	0.00	0.00	0.00	0.00	0.00	0.00	0.00	0.00	0.00	2.00	26.35	46.63	78.23	83.00	(4.78)
Kenai Central High	0.00	0.00	0.00	0.00	0.00	0.00	0.00	0.00	0.00	0.00	144.10	135.75	128.50	113.90	522.25	511.00	11.25
Kenai Middle	0.00	0.00	0.00	0.00	0.00	0.00	0.00	114.85	110.04	149.39	0.00	0.00	0.00	0.00	374.28	367.00	7.27
Marathon	0.00	0.00	0.00	0.00	0.00	0.00	0.00	0.00	0.00	0.00	1.00	1.00	0.50	7.50	10.00	4.00	6.00
McNeil Canyon	0.00	21.85	19.50	13.00	25.00	24.00	12.00	22.00	0.00	0.00	0.00	0.00	0.00	0.00	137.35	136.00	1.35
Moose Pass	0.00	3.00	4.00	3.00	1.00	2.00	3.00	1.00	0.00	0.00	0.00	0.00	0.00	0.00	17.00	17.00	0.00
Mountain View	1.75	83.85	63.95	72.55	71.85	86.15	73.80	0.00	0.00	0.00	0.00	0.00	0.00	0.00	453.90	468.00	(14.10)
Nanwalek	0.03	4.00	10.00	10.00	11.00	5.00	7.75	3.70	5.00	4.00	5.00	5.00	6.65	3.00	80.13	79.00	1.13
Nikiski Middle/Senior	0.00	0.00	0.00	0.00	0.00	0.00	0.00	61.40	43.00	61.15	65.95	60.50	42.10	54.66	388.76	384.00	4.76
Nikiski North Star	0.50	60.20	55.80	57.20	56.00	54.40	56.10	0.00	0.00	0.00	0.00	0.00	0.00	0.00	340.20	360.00	(19.80)
Nikolaevsk	0.00	3.00	6.00	2.00	9.00	7.00	8.00	2.00	10.00	3.00	9.00	3.00	3.50	5.50	71.00	70.00	1.00
Ninilchik	0.16	7.00	8.00	11.00	13.00	9.00	13.10	10.35	10.00	14.65	17.75	11.43	10.15	8.00	143.59	141.00	2.59
Paul Banks	3.66	54.40	57.25	58.00	0.00	0.00	0.00	0.00	0.00	0.00	0.00	0.00	0.00	0.00	173.31	194.00	(20.69)
Port Graham	0.00	3.00	1.00	3.00	1.00	1.00	1.00	1.00	1.00	2.00	1.00	1.00	2.00	1.00	19.00	19.00	0.00
Razdolna	0.00	14.00	4.00	9.00	10.00	8.00	5.00	9.00	1.00	5.00	3.50	4.00	4.00	1.00	77.50	76.00	1.50
Redoubt	1.00	48.45	54.65	58.25	57.65	64.85	53.00	52.50	0.00	0.00	0.00	0.00	0.00	0.00	390.35	409.00	(18.65)
River City Academy	0.00	0.00	0.00	0.00	0.00	0.00	0.00	0.00	9.45	20.20	18.00	12.90	8.00	7.00	75.55	76.00	(0.45)
Seward Elem	3.25	61.65	46.25	33.25	40.00	48.00	42.30	33.30	0.00	0.00	0.00	0.00	0.00	0.00	308.00	336.00	(28.00)
Seward High	0.00	0.00	0.00	0.00	0.00	0.00	0.00	0.00	0.00	0.00	42.25	50.55	41.45	48.40	182.65	182.00	0.65
Seward Middle	0.00	0.00	0.00	0.00	0.00	0.00	0.00	0.00	42.25	40.00	0.00	0.00	0.00	0.00	82.25	83.00	(0.75)
Skyview	0.00	0.00	0.00	0.00	0.00	0.00	0.00	0.00	0.00	0.00	69.25	96.13	90.30	76.61	332.29	323.00	9.29
Soldotna Elem	5.75	40.25	41.10	35.80	39.70	33.00	33.25	31.25	0.00	0.00	0.00	0.00	0.00	0.00	260.10	293.00	(32.90)
Soldotna High	0.00	0.00	0.00	0.00	0.00	0.00	0.00	0.00	0.00	0.00	119.75	133.00	106.28	128.10	487.13	472.00	15.13
Soldotna Middle	0.00	0.00	0.00	0.00	0.00	0.00	0.00	0.00	193.50	217.75	0.00	0.00	0.00	0.00	411.25	404.00	7.25
Soldotna Montessori Charter	0.00	22.70	23.95	24.70	25.00	26.00	24.00	19.70	0.00	0.00	0.00	0.00	0.00	0.00	166.05	164.00	2.05
Sterling	1.44	28.75	27.55	24.00	23.00	31.30	22.00	17.95	0.00	0.00	0.00	0.00	0.00	0.00	175.99	189.00	(13.01)
Susan B English	0.00	1.00	2.00	2.00	2.00	3.00	5.00	1.00	6.00	2.00	10.25	2.50	4.00	0.00	40.75	40.00	0.75
Tebughna	0.25	5.00	1.00	3.00	3.00	2.00	6.00	3.00	1.00	9.00	2.00	2.00	2.00	0.00	39.25	40.00	(0.75)
Tustumena	0.39	25.00	21.75	21.00	23.75	20.00	18.00	24.95	0.00	0.00	0.00	0.00	0.00	0.00	154.84	162.00	(7.16)
Voznesenka	0.00	3.00	8.00	5.00	5.00	4.00	4.00	9.00	13.00	8.00	12.00	10.00	6.78	11.00	98.78	107.00	(8.22)
West Homer	0.00	0.00	0.00	0.00	61.00	54.25	63.25	51.75	0.00	0.00	0.00	0.00	0.00	0.00	230.25	231.00	(0.75)
	22.99	691.25	661.95	651.30	688.10	687.15	660.45	674.45	630.95	722.45	701.35	731.90	664.75	703.02	8,892.06	9065.00	(172.94)

FY12 OASIS to FY12 Enrollment

	Pre K	K	1	2	3	4	5	6	7	8	9	10	11	12	Total OASIS	FY12 on 10/24/11	Difference
Aurora Borealis	0.00	23.90	23.70	24.00	24.00	23.00	23.00	21.00	17.00	13.70	0.00	0.00	0.00	0.00	193.30	194.00	(0.70)
Chapman	0.00	17.00	13.00	10.00	13.00	8.00	12.85	9.45	7.27	10.26	0.00	0.00	0.00	0.00	100.83	123.00	(22.17)
Connections	0.00	38.00	54.25	51.50	43.25	61.00	61.20	49.16	58.62	75.75	61.03	71.30	87.28	108.50	820.84	901.00	(80.16)
Cooper Landing	0.00	2.00	3.00	0.00	2.00	0.00	1.00	1.00	0.00	0.00	0.00	1.00	0.00	0.00	10.00	10.00	0.00
Fireweed Academy	0.00	25.90	20.70	7.45	17.00	17.00	19.00	23.00	0.00	0.00	0.00	0.00	0.00	0.00	130.05	130.00	0.05
Homer Flex	0.00	0.00	0.00	0.00	0.00	0.00	0.00	0.00	0.00	0.00	1.00	7.50	9.35	17.25	35.10	37.00	(1.90)
Homer High	0.00	0.00	0.00	0.00	0.00	0.00	0.00	0.00	0.00	0.00	116.82	100.88	83.50	106.85	408.05	393.00	15.05
Homer Middle	0.00	0.00	0.00	0.00	0.00	0.00	0.00	0.00	96.80	95.65	0.00	0.00	0.00	0.00	192.45	190.00	2.45
Hope	0.00	1.00	1.00	2.00	0.00	1.00	1.00	0.00	1.00	0.00	1.00	2.00	2.00	0.00	12.00	12.00	0.00
Kachemak Selo	0.00	4.00	6.00	7.00	9.00	3.00	9.00	7.00	4.00	5.00	8.00	4.00	2.00	7.00	75.00	75.00	0.00
Kaleidoscope Charter	0.00	36.60	36.95	34.90	36.00	36.95	42.80	24.40	0.00	0.00	0.00	0.00	0.00	0.00	248.60	248.00	0.60
K-Beach	0.50	50.45	56.25	59.80	51.35	59.60	67.85	58.60	0.00	0.00	0.00	0.00	0.00	0.00	404.40	405.00	(0.60)
Kenai Alternative	7.25	0.00	0.00	0.00	0.00	0.00	0.00	0.00	0.00	0.00	0.00	3.35	19.40	50.43	80.43	92.00	(11.57)
Kenai Central High	0.00	0.00	0.00	0.00	0.00	0.00	0.00	0.00	0.00	0.00	135.90	141.25	128.40	120.30	525.85	514.00	11.85
Kenai Middle	0.00	0.00	0.00	0.00	0.00	0.00	0.00	93.35	143.18	125.20	0.00	0.00	0.00	0.00	361.73	357.00	4.73
Marathon *	0.00	0.00	0.00	0.00	0.00	0.00	0.00	0.00	0.20	0.00	2.00	0.00	0.90	6.90	10.00	5.00	5.00
McNeil Canyon	0.00	18.00	11.00	19.00	24.00	16.00	19.00	19.00	0.00	0.00	0.00	0.00	0.00	0.00	126.00	126.00	0.00
Moose Pass	0.00	3.00	1.00	2.00	2.00	3.00	1.00	4.00	2.00	0.00	0.00	0.00	0.00	0.00	18.00	18.00	0.00
Mountain View	1.75	62.00	82.55	64.35	78.70	74.75	71.20	0.00	0.00	0.00	0.00	0.00	0.00	0.00	435.30	460.00	(24.70)
Nanwalek	0.00	10.00	10.00	8.25	5.00	7.00	6.00	5.00	3.00	4.00	5.65	8.00	3.00	3.35	78.25	78.00	0.25
Nikiski Middle/Senior	0.00	0.00	0.00	0.00	0.00	0.00	0.00	39.20	59.80	67.00	61.30	49.45	67.10	52.93	396.78	392.00	4.78
Nikiski North Star	1.16	63.40	54.10	54.15	57.65	54.95	62.10	0.00	0.00	0.00	0.00	0.00	0.00	0.00	347.51	369.00	(21.49)
Nikolaevsk	0.00	5.00	2.00	9.00	7.00	8.00	2.00	10.00	3.00	10.00	4.00	5.00	5.50	0.00	70.50	70.00	0.50
Ninilchik	0.25	8.00	11.00	15.00	7.00	15.25	12.15	12.10	17.25	16.00	12.85	12.95	11.35	13.50	164.65	161.00	3.65
Paul Banks	2.25	49.00	50.00	61.70	0.00	0.00	0.00	0.00	0.00	0.00	0.00	0.00	0.00	0.00	162.95	169.00	(6.05)
Port Graham	0.00	2.00	4.00	2.00	1.00	1.00	2.00	1.00	2.00	1.00	0.00	1.00	1.00	3.40	21.40	21.00	0.40
Razdolna	0.00	4.00	9.00	10.00	8.00	5.00	9.00	1.00	4.00	5.00	5.00	3.50	1.00	0.00	64.50	63.00	1.50
Redoubt	0.04	58.30	49.30	57.85	57.50	46.25	53.25	48.57	0.00	0.00	0.00	0.00	0.00	0.00	371.06	388.00	(16.94)
River City Academy	0.00	0.00	0.00	0.00	0.00	0.00	0.00	0.00	15.00	15.50	15.25	13.30	8.40	4.00	71.45	73.00	(1.55)
Seward Elem	2.69	45.45	29.45	46.40	43.50	41.00	36.00	35.00	0.00	0.00	0.00	0.00	0.00	0.00	279.49	286.00	(6.51)
Seward High	0.00	0.00	0.00	0.00	0.00	0.00	0.00	0.00	0.00	0.00	50.00	41.80	41.95	43.56	177.31	177.00	0.31
Seward Middle	0.00	0.00	0.00	0.00	0.00	0.00	0.00	0.00	38.37	41.15	0.00	0.00	0.00	0.00	79.52	78.00	1.52
Skyview	0.00	0.00	0.00	0.00	0.00	0.00	0.00	0.00	0.00	0.00	95.60	87.55	89.25	97.25	369.65	363.00	6.65
Soldotna Elem	9.36	48.75	39.10	42.65	38.00	33.15	26.00	33.59	0.00	0.00	0.00	0.00	0.00	0.00	270.60	291.00	(20.40)
Soldotna High	0.00	0.00	0.00	0.00	0.00	0.00	0.00	0.00	0.00	0.00	135.05	119.98	128.12	121.75	504.90	494.00	10.90
Soldotna Middle	0.00	0.00	0.00	0.00	0.00	0.00	0.00	0.00	216.85	185.00	0.00	0.00	0.00	0.00	401.85	401.00	0.85
Soldotna Montessori Charter	0.00	23.00	23.00	24.00	25.25	23.00	23.00	25.00	0.00	0.00	0.00	0.00	0.00	0.00	166.25	165.00	1.25
Spring Creek	0.00	0.00	0.00	0.00	0.00	0.00	0.00	0.00	0.00	0.00	0.00	0.00	0.00	55.00	55.00	11.00	44.00
Sterling	1.57	29.70	26.00	20.25	27.00	20.00	16.70	21.00	0.00	0.00	0.00	0.00	0.00	0.00	162.22	167.00	(4.78)
Susan B English	0.25	3.00	2.00	3.00	3.00	5.00	1.00	6.00	3.00	8.25	3.50	4.00	0.25	1.25	43.50	43.00	0.50
Tebughna	0.50	0.00	3.00	3.00	3.80	6.00	5.00	1.00	8.00	3.00	3.00	1.00	1.35	0.00	38.65	41.00	(2.35)
Tustumena	0.00	23.00	27.00	20.00	20.00	19.00	29.00	21.00	0.00	0.00	0.00	0.00	0.00	0.00	159.00	169.00	(10.00)
Voznesenka	0.00	9.20	5.00	5.20	4.00	3.20	8.00	10.15	7.85	12.00	9.85	7.00	12.00	9.00	102.45	102.00	0.45
West Homer	0.00	0.00	0.00	0.00	50.70	64.50	52.25	54.75	0.00	0.00	0.00	0.00	0.00	0.00	222.20	221.00	1.20
	27.57	663.65	653.35	664.45	658.70	655.60	672.35	634.32	708.19	693.46	726.80	685.81	703.10	822.22	8,969.57	9,083.00	(113.43)

* Name change in FY12

FY11 OASIS to FY11 Enrollment

	Pre K	K	1	2	3	4	5	6	7	8	9	10	11	12	Total OASIS	FY11 on 10/22/10	Difference
Aurora Borealis	0.00	23.00	24.00	23.00	23.00	23.00	20.00	20.00	15.60	11.00	0.00	0.00	0.00	0.00	182.60	183.00	(0.40)
Chapman	0.00	11.01	10.15	13.80	8.75	14.00	8.00	8.00	9.50	6.00	0.00	0.00	0.00	0.00	89.21	101.00	(11.79)
Connections	0.00	64.05	51.10	51.20	58.85	59.95	51.15	58.50	78.10	79.47	61.80	79.51	83.07	111.18	887.93	975.00	(87.07)
Cooper Landing	0.00	3.00	0.00	2.00	1.00	1.00	2.00	0.00	0.00	0.00	0.00	1.00	0.00	0.00	10.00	10.00	0.00
Fireweed Academy	0.00	18.55	10.00	11.00	15.00	16.00	22.00	23.00	0.00	0.00	0.00	0.00	0.00	0.00	115.55	115.00	0.55
Homer Flex	0.00	0.00	0.00	0.00	0.00	0.00	0.00	0.00	0.00	0.00	6.00	3.10	10.20	7.65	26.95	25.00	1.95
Homer High	0.00	0.00	0.00	0.00	0.00	0.00	0.00	0.00	0.00	0.00	98.06	96.41	104.00	86.46	384.93	376.00	8.93
Homer Middle	0.00	0.00	0.00	0.00	0.00	0.00	0.00	0.00	101.55	119.50	0.00	0.00	0.00	0.00	221.05	215.00	6.05
Hope	0.00	0.00	3.00	0.00	2.00	0.00	0.00	1.00	0.00	1.00	1.00	2.00	0.00	3.00	13.00	13.00	0.00
Kachemak Selo	0.00	7.00	10.00	9.00	4.00	9.00	7.70	5.00	6.70	8.00	6.00	3.00	7.00	2.00	84.40	91.00	(6.60)
Kaleidoscope Charter	0.00	36.00	36.50	35.50	36.00	36.00	36.00	30.00	0.00	0.00	0.00	0.00	0.00	0.00	246.00	246.00	0.00
K-Beach	0.00	61.95	59.00	53.75	58.95	67.35	68.25	57.25	0.00	0.00	0.00	0.00	0.00	0.00	426.50	427.00	(0.50)
Kenai Alternative	6.90	0.00	0.00	0.00	0.00	0.00	0.00	0.00	0.00	0.00	0.00	2.50	35.35	50.26	95.01	106.00	(10.99)
Kenai Central High	0.00	0.00	0.00	0.00	0.00	0.00	0.00	0.00	0.00	0.00	148.05	133.40	137.72	93.88	513.05	505.00	8.05
Kenai Middle	0.00	0.00	0.00	0.00	0.00	0.00	0.00	102.55	136.35	131.95	0.00	0.00	0.00	0.00	370.85	367.00	3.85
Marathon *	0.00	0.00	0.00	0.00	0.00	0.00	0.00	0.00	0.00	0.00	0.00	0.65	3.50	5.85	10.00	4.00	6.00
McNeil Canyon	0.00	10.65	19.75	24.50	16.90	18.65	17.00	14.00	0.00	0.00	0.00	0.00	0.00	0.00	121.45	120.00	1.45
Moose Pass	0.00	2.00	3.25	2.00	2.00	2.00	3.25	1.35	0.00	0.00	0.00	0.00	0.00	0.00	15.85	16.00	(0.15)
Mountain View	0.00	82.50	68.70	77.45	71.45	79.05	61.75	0.00	0.00	0.00	0.00	0.00	0.00	0.00	440.90	453.00	(12.10)
Nanwalek	0.00	9.80	9.00	6.00	5.00	5.00	5.00	3.95	4.00	7.00	7.00	3.00	2.00	13.00	79.75	80.00	(0.25)
Nikiski Middle/Senior	0.00	0.00	0.00	0.00	0.00	0.00	0.00	0.00	61.30	68.90	49.40	82.50	57.10	64.25	383.45	370.00	13.45
Nikiski North Star	0.00	54.00	52.25	57.05	55.25	57.70	50.30	63.99	0.00	0.00	0.00	0.00	0.00	0.00	390.54	417.00	(26.46)
Nikolaevsk	0.00	2.00	10.00	5.50	8.00	2.00	10.00	5.00	9.00	3.00	5.25	6.00	1.00	4.00	70.75	70.00	0.75
Ninilchik	0.00	13.50	16.65	9.40	19.00	11.00	14.45	19.90	15.45	9.00	16.00	13.90	14.80	12.25	185.30	186.00	(0.70)
Paul Banks	0.00	62.14	63.45	50.00	0.00	0.00	0.00	0.00	0.00	0.00	0.00	0.00	0.00	0.00	175.59	185.00	(9.41)
Port Graham	0.00	4.00	1.00	1.00	1.00	2.00	1.00	2.00	1.00	1.00	2.00	1.00	2.00	1.00	20.00	20.00	0.00
Razdolna	0.00	7.00	10.00	8.00	5.00	8.00	2.00	4.00	6.00	3.00	6.00	2.00	1.00	1.00	63.00	63.00	0.00
Redoubt	0.00	47.48	55.05	52.90	52.45	51.00	44.50	72.00	0.00	0.00	0.00	0.00	0.00	0.00	375.38	393.00	(17.62)
River City Academy	0.00	0.00	0.00	0.00	0.00	0.00	0.00	0.00	9.25	13.00	13.55	14.45	9.00	6.00	65.25	64.00	1.25
Seward Elem	0.00	34.93	42.70	47.25	42.00	31.95	35.00	37.00	0.00	0.00	0.00	0.00	0.00	0.00	270.83	278.00	(7.17)
Seward High	0.00	0.00	0.00	0.00	0.00	0.00	0.00	0.00	0.00	0.00	43.00	39.00	42.00	42.00	166.00	165.00	1.00
Seward Middle	0.00	0.00	0.00	0.00	0.00	0.00	0.00	0.00	45.00	48.80	0.00	0.00	0.00	0.00	93.80	94.00	(0.20)
Skyview	0.00	0.00	0.00	0.00	0.00	0.00	0.00	0.00	0.00	0.00	87.80	83.70	98.10	69.90	339.50	333.00	6.50
Soldotna Elem	0.00	48.53	37.65	40.65	34.75	28.00	32.15	26.00	0.00	0.00	0.00	0.00	0.00	0.00	247.73	286.00	(38.27)
Soldotna High	0.00	0.00	0.00	0.00	0.00	0.00	0.00	0.00	0.00	0.00	130.55	139.85	123.20	132.35	525.95	508.00	17.95
Soldotna Middle	0.00	0.00	0.00	0.00	0.00	0.00	0.00	0.00	175.65	199.16	0.00	0.00	0.00	0.00	374.81	371.00	3.81
Soldotna Montessori Charter	0.00	23.00	24.00	23.00	20.80	23.00	23.25	24.00	0.00	0.00	0.00	0.00	0.00	0.00	161.05	160.00	1.05
Spring Creek	0.00	0.00	0.00	0.00	0.00	0.00	0.00	0.00	0.00	0.00	0.00	2.30	3.45	49.25	55.00	19.00	36.00
Sterling	0.00	25.35	17.15	22.45	23.35	12.00	26.20	28.00	0.00	0.00	0.00	0.00	0.00	0.00	154.50	154.00	0.50
Susan B English	0.00	2.50	2.00	3.00	5.00	2.00	6.00	5.00	8.70	4.25	4.85	2.45	2.45	1.00	49.20	46.00	3.20
Tebughna	0.00	2.50	3.00	3.00	6.00	4.00	1.00	8.00	2.00	2.00	1.00	1.00	0.00	1.00	34.50	35.00	(0.50)
Tustumena	0.00	20.35	21.45	19.80	20.35	26.45	21.65	19.75	0.00	0.00	0.00	0.00	0.00	0.00	149.80	157.00	(7.20)
Voznesenka	0.00	5.00	5.05	4.45	3.00	7.45	8.05	5.00	11.45	11.00	8.00	11.00	10.00	7.00	96.45	104.00	(7.55)
West Homer	0.00	0.00	0.00	0.00	67.85	59.85	52.00	62.00	0.00	0.00	0.00	0.00	0.00	0.00	241.70	242.00	(0.30)
	6.90	681.79	665.85	656.65	666.70	657.40	629.65	706.24	696.60	727.03	695.31	723.72	746.94	764.28	9,025.06	9,148.00	(122.94)

* Name change in FY12

FY10 OASIS to FY10 Enrollment

	Pre K	K	1	2	3	4	5	6	7	8	9	10	11	12	Total OASIS	FY10 on 10/23/09	Difference
Aurora Borealis	0.00	24.00	23.00	22.00	22.00	21.00	20.00	20.00	11.00	19.00	0.00	0.00	0.00	0.00	182.00	182.00	0.00
Chapman	0.00	7.25	12.70	9.00	15.00	7.75	9.25	15.50	5.75	9.00	0.00	0.00	0.00	0.00	91.20	92.00	(0.80)
Connections	0.00	65.52	44.20	70.20	58.60	64.35	67.19	75.82	85.15	69.35	92.00	89.40	100.72	76.30	958.80	1062.00	(103.20)
Cooper Landing	0.00	0.00	2.00	0.00	1.00	0.25	2.00	0.00	0.00	1.00	0.00	0.00	0.00	0.00	6.25	6.00	0.25
Fireweed Academy	0.00	0.00	0.00	0.00	15.75	22.00	19.75	17.95	0.00	0.00	0.00	0.00	0.00	0.00	75.45	75.00	0.45
Homer Flex	0.00	0.00	0.00	0.00	0.00	0.00	0.00	0.00	0.00	0.00	4.65	9.05	11.90	9.85	35.45	37.00	(1.55)
Homer High	0.00	0.00	0.00	0.00	0.00	0.00	0.00	0.00	0.00	0.00	106.92	116.70	86.90	87.08	397.60	375.00	22.60
Homer Middle	0.00	0.00	0.00	0.00	0.00	0.00	0.00	0.00	115.70	92.80	0.00	0.00	0.00	0.00	208.50	202.00	6.50
Hope	0.00	2.00	0.00	0.00	1.00	0.00	1.25	0.00	1.25	2.00	3.00	0.00	3.00	2.00	15.50	17.00	(1.50)
Kachemak Selo	0.00	10.00	9.00	5.00	8.00	9.00	5.00	7.00	8.35	5.00	3.00	6.35	2.00	5.00	82.70	89.00	(6.30)
Kaleidoscope Charter	0.00	36.00	36.00	35.95	36.00	36.00	44.00	24.00	0.00	0.00	0.00	0.00	0.00	0.00	247.95	248.00	(0.05)
K-Beach	0.00	62.73	55.45	62.85	61.00	62.26	71.40	58.86	0.00	0.00	0.00	0.00	0.00	0.00	434.55	433.00	1.55
Kenai Alternative	5.96	0.00	0.00	0.00	0.00	0.00	0.00	0.00	0.00	0.00	12.38	12.21	16.10	34.55	81.20	93.00	(11.80)
Kenai Central High	0.00	0.00	0.00	0.00	0.00	0.00	0.00	0.00	0.00	0.00	156.76	151.42	118.71	105.86	532.75	524.00	8.75
Kenai Middle	0.00	0.00	0.00	0.00	0.00	0.00	0.00	95.95	127.80	137.00	0.00	0.00	0.00	0.00	360.75	360.00	0.75
Kenai Youth Facility	0.00	0.00	0.00	0.00	0.00	0.00	0.00	0.00	0.00	3.00	2.00	2.00	2.00	1.00	10.00	7.00	3.00
McNeil Canyon	0.00	18.00	23.00	23.00	20.41	18.00	13.00	21.02	0.00	0.00	0.00	0.00	0.00	0.00	136.43	136.00	0.43
Moose Pass	0.00	3.25	3.00	1.25	1.25	4.00	1.00	2.00	0.00	0.00	0.00	0.00	0.00	0.00	15.75	15.00	0.75
Mountain View	0.00	74.45	72.35	72.80	81.70	61.80	70.10	1.00	0.00	0.00	0.00	0.00	0.00	0.00	434.20	431.00	3.20
Nanwalek	0.00	8.00	6.00	5.25	5.00	4.35	3.00	4.00	7.00	6.00	5.00	4.50	9.75	3.00	70.85	74.00	(3.15)
Nikiski Middle/Senior	0.00	0.00	0.00	0.00	0.00	0.00	0.00	0.00	65.45	50.05	87.70	64.70	61.45	33.60	362.95	351.00	11.95
Nikiski North Star	0.00	48.80	58.45	51.00	59.95	44.80	61.25	55.25	0.00	0.00	0.00	0.00	0.00	0.00	379.50	403.00	(23.50)
Nikolaevsk	0.00	10.75	6.00	7.00	2.00	9.00	4.00	8.00	3.00	5.00	7.00	2.00	3.00	5.75	72.50	70.00	2.50
Ninilchik	0.00	16.25	7.85	15.85	10.00	13.00	16.50	17.00	6.66	12.00	13.75	13.25	13.00	14.76	169.87	171.00	(1.13)
Paul Banks	0.00	77.36	61.50	83.26	0.00	0.00	0.00	0.00	0.00	0.00	0.00	0.00	0.00	0.00	222.12	228.00	(5.88)
Port Graham	0.00	1.00	1.00	1.00	2.00	1.00	2.00	0.00	1.00	1.00	1.00	3.00	1.00	0.00	15.00	15.00	0.00
Razdolna	0.00	9.00	8.00	5.00	6.00	2.00	3.00	5.00	0.00	0.00	0.00	0.00	0.00	0.00	38.00	37.00	1.00
Redoubt	0.00	50.05	50.65	50.25	54.70	47.25	74.00	46.95	0.00	0.00	0.00	0.00	0.00	0.00	373.85	371.00	2.85
River City Academy	0.00	0.00	0.00	0.00	0.00	0.00	0.00	0.00	7.20	11.40	6.15	13.15	8.90	8.00	54.80	56.00	(1.20)
Seward Elem	0.00	46.75	48.00	43.00	34.05	32.80	37.75	36.25	0.00	0.00	0.00	0.00	0.00	0.00	278.60	276.00	2.60
Seward High	0.00	0.00	0.00	0.00	0.00	0.00	0.00	0.00	0.00	0.00	41.80	45.70	49.25	44.25	181.00	178.00	3.00
Seward Middle	0.00	0.00	0.00	0.00	0.00	0.00	0.00	0.00	49.30	41.85	0.00	0.00	0.00	0.00	91.15	91.00	0.15
Skyview	0.00	0.00	0.00	0.00	0.00	0.00	0.00	0.00	0.00	0.00	100.00	121.56	83.23	89.35	394.14	377.00	17.14
Soldotna Elem	0.00	46.30	44.15	35.25	27.55	39.10	24.57	31.25	0.00	0.00	0.00	0.00	0.00	0.00	248.17	266.00	(17.83)
Soldotna High	0.00	0.00	0.00	0.00	0.00	0.00	0.00	0.00	0.00	0.00	145.20	124.90	132.95	148.50	551.55	534.00	17.55
Soldotna Middle	0.00	0.00	0.00	0.00	0.00	0.00	0.00	0.00	216.35	204.85	0.00	0.00	0.00	0.00	421.20	412.00	9.20
Soldotna Montessori Charter	0.00	23.00	22.45	21.00	25.00	24.00	24.00	20.00	0.00	0.00	0.00	0.00	0.00	0.00	159.45	160.00	(0.55)
Spring Creek	0.00	0.00	0.00	0.00	0.00	0.00	0.00	0.00	0.00	0.00	14.00	14.00	14.00	13.00	55.00	21.00	34.00
Sterling	0.00	14.06	16.00	22.25	11.00	25.25	27.00	19.25	0.00	0.00	0.00	0.00	0.00	0.00	134.81	134.00	0.81
Susan B English	0.00	1.00	2.00	3.00	1.00	5.00	3.00	11.00	3.00	4.00	3.75	4.25	0.00	5.00	46.00	45.00	1.00
Tebughna	0.00	2.00	2.00	5.00	3.00	1.00	7.00	2.00	2.00	3.00	2.00	0.00	0.00	1.00	30.00	30.00	0.00
Tustumena	0.00	27.35	22.35	18.35	25.00	17.45	18.80	22.20	0.00	0.00	0.00	0.00	0.00	0.00	151.50	150.00	1.50
Voznesenka	0.00	6.00	4.00	2.00	8.00	8.00	5.00	9.00	10.00	8.00	12.00	10.00	8.50	9.00	99.50	100.00	(0.50)
West Homer	0.00	0.00	0.00	0.00	57.12	59.65	62.25	57.11	0.00	0.00	0.00	0.00	0.00	0.00	236.13	236.00	0.13
	5.96	690.87	641.10	670.51	653.08	640.06	697.06	683.36	725.96	685.30	820.06	808.14	726.36	696.85	9,144.67	9,170.00	(25.33)

FY09 OASIS to FY09 Enrollment

	Pre K	K	1	2	3	4	5	6	7	8	9	10	11	12	Total OASIS	FY09 on 10/20/08	Difference
Aurora Borealis	0.00	24.00	24.00	23.00	22.00	22.00	21.00	15.00	19.00	14.00	0.00	0.00	0.00	0.00	184.00	184.00	0.00
Chapman	0.00	12.05	10.00	13.70	7.80	12.25	13.50	8.15	13.00	5.00	0.00	0.00	0.00	0.00	95.45	94.00	1.45
Connections	0.00	54.08	65.75	64.65	58.87	60.46	64.00	66.65	61.95	59.75	84.57	92.68	81.05	79.14	893.60	965.00	(71.40)
Cooper Landing	0.00	2.00	3.00	2.00	0.25	1.75	0.00	0.00	1.00	1.00	0.00	0.00	0.00	0.00	11.00	11.00	0.00
Fireweed Academy	0.00	0.00	0.00	0.00	16.00	19.00	15.00	22.75	0.00	0.00	0.00	0.00	0.00	0.00	72.75	73.00	(0.25)
Homer Flex	0.00	0.00	0.00	0.00	0.00	0.00	0.00	0.00	0.00	0.00	5.40	12.45	9.65	8.80	36.30	35.00	1.30
Homer High	0.00	0.00	0.00	0.00	0.00	0.00	0.00	0.00	0.00	0.00	123.50	103.30	98.85	102.20	427.85	407.00	20.85
Homer Middle	0.00	0.00	0.00	0.00	0.00	0.00	0.00	0.00	91.00	95.55	0.00	0.00	0.00	0.00	186.55	183.00	3.55
Hope	0.00	0.00	0.00	0.00	0.00	1.00	1.00	1.00	0.00	2.00	1.00	1.15	2.00	1.00	10.15	10.00	0.15
Kachemak Selo	0.00	9.00	5.00	10.00	8.00	6.00	6.00	9.00	6.00	2.00	8.00	3.00	5.00	6.00	83.00	93.00	(10.00)
Kaleidoscope Charter	0.00	36.00	36.00	36.00	36.00	45.00	30.00	14.00	0.00	0.00	0.00	0.00	0.00	0.00	233.00	233.00	0.00
K-Beach	0.00	52.37	61.40	60.25	59.60	64.70	64.65	60.60	0.00	0.00	0.00	0.00	0.00	0.00	423.57	422.00	1.57
Kenai Alternative	11.75	0.00	0.00	0.00	0.00	0.00	0.00	0.00	0.00	0.00	7.25	13.35	27.15	38.70	98.20	101.00	(2.80)
Kenai Central High	0.00	0.00	0.00	0.00	0.00	0.00	0.00	0.00	0.00	0.00	149.80	132.55	119.85	119.05	521.25	513.00	8.25
Kenai Middle	0.00	0.00	0.00	0.00	0.00	0.00	0.00	97.00	129.96	138.42	0.00	0.00	0.00	0.00	365.38	364.00	1.38
Kenai Youth Facility	0.00	0.00	0.00	0.00	0.00	0.00	0.00	0.00	0.00	3.00	2.00	2.00	2.00	1.00	10.00	16.00	(6.00)
McNeil Canyon	0.00	23.00	15.55	18.90	19.55	13.75	25.00	21.00	0.00	0.00	0.00	0.00	0.00	0.00	136.75	137.00	(0.25)
Moose Pass	0.00	3.75	3.25	2.25	6.75	2.00	5.25	4.00	1.00	1.15	0.00	0.00	0.00	0.00	29.40	29.00	0.40
Mountain View	0.00	80.10	72.25	77.85	69.40	65.95	72.00	0.00	0.00	0.00	0.00	0.00	0.00	0.00	437.55	437.00	0.55
Nanwalek	0.00	8.00	7.00	5.00	6.00	3.00	3.00	7.00	5.00	3.00	7.00	9.00	4.00	3.00	70.00	70.00	0.00
Nikiski Middle/Senior	0.00	0.00	0.00	0.00	0.00	0.00	0.00	0.00	47.45	74.75	74.50	83.55	38.85	49.75	368.85	363.00	5.85
Nikiski North Star	0.00	48.25	45.00	55.50	38.05	59.75	52.95	59.25	0.00	0.00	0.00	0.00	0.00	0.00	358.75	383.00	(24.25)
Nikolaevsk	0.00	7.00	8.45	2.00	10.00	3.00	9.00	4.00	5.00	7.00	1.85	3.00	6.00	7.00	73.30	74.00	(0.70)
Ninilchik	0.00	10.00	13.00	12.00	9.00	16.00	18.00	6.05	12.20	10.75	15.55	17.00	17.25	10.20	167.00	164.00	3.00
Paul Banks	0.00	66.80	76.85	67.00	0.00	0.00	0.00	0.00	0.00	0.00	0.00	0.00	0.00	0.00	210.65	213.00	(2.35)
Port Graham	0.00	1.00	1.00	2.00	1.00	1.00	1.00	1.00	2.00	1.00	1.00	2.00	0.00	6.00	20.00	20.00	0.00
Razdolna	0.00	8.00	5.00	7.00	2.00	4.00	5.00	2.00	3.00	3.00	3.00	3.90	2.00	1.00	48.90	49.00	(0.10)
Redoubt	0.00	59.52	43.90	53.50	45.25	66.95	45.60	63.35	0.00	0.00	0.00	0.00	0.00	0.00	378.07	378.00	0.07
River City Academy	0.00	0.00	0.00	0.00	0.00	0.00	0.00	0.00	0.00	0.00	9.85	14.25	7.95	5.00	37.05	37.00	0.05
Seward Elem	0.00	46.65	36.10	35.10	29.25	37.68	37.90	44.36	0.00	0.00	0.00	0.00	0.00	0.00	267.04	264.00	3.04
Seward High	0.00	0.00	0.00	0.00	0.00	0.00	0.00	0.00	0.00	0.00	45.70	50.90	49.25	47.20	193.05	187.00	6.05
Seward Middle	0.00	0.00	0.00	0.00	0.00	0.00	0.00	0.00	38.35	51.30	0.00	0.00	0.00	0.00	89.65	89.00	0.65
Skyview	0.00	0.00	0.00	0.00	0.00	0.00	0.00	0.00	0.00	0.00	136.40	112.00	118.55	85.99	452.94	450.00	2.94
Soldotna Elem	0.00	65.45	37.05	36.90	44.80	27.70	34.00	35.00	0.00	0.00	0.00	0.00	0.00	0.00	280.90	275.00	5.90
Soldotna High	0.00	0.00	0.00	0.00	0.00	0.00	0.00	0.00	0.00	0.00	130.55	149.65	148.70	108.15	537.05	529.00	8.05
Soldotna Middle	0.00	0.00	0.00	0.00	0.00	0.00	0.00	0.00	214.85	229.25	0.00	0.00	0.00	0.00	444.10	443.00	1.10
Soldotna Montessori Charter	0.00	23.00	23.00	22.10	24.00	24.00	21.50	24.00	0.00	0.00	0.00	0.00	0.00	0.00	161.60	161.00	0.60
Spring Creek	0.00	0.00	0.00	0.00	0.00	0.00	0.00	0.00	0.00	0.00	14.00	14.00	14.00	13.00	55.00	28.00	27.00
Sterling	0.00	19.50	22.00	13.25	24.00	25.00	22.00	32.55	0.00	0.00	0.00	0.00	0.00	0.00	158.30	160.00	(1.70)
Susan B English	0.00	3.00	4.00	1.00	7.00	4.00	11.40	3.25	5.00	4.00	4.00	1.00	7.25	6.50	61.40	59.00	2.40
Tebughna	0.00	4.00	5.00	3.00	1.00	7.85	2.00	1.00	3.00	4.00	0.00	2.25	3.00	0.20	36.30	36.00	0.30
Tustumena	0.00	19.25	20.00	25.00	21.00	23.00	22.00	24.00	0.00	0.00	0.00	0.00	0.00	0.00	154.25	154.00	0.25
Voznesenka	0.00	4.00	4.00	10.00	9.00	5.00	8.00	11.00	11.00	13.00	13.00	12.00	8.00	9.50	117.50	117.00	0.50
West Homer	0.00	0.00	0.00	0.00	66.12	60.50	60.50	71.25	0.00	0.00	0.00	0.00	0.00	0.00	258.37	256.00	2.37
	11.75	689.77	647.55	658.95	641.69	682.29	671.25	708.21	669.76	722.92	837.92	834.98	770.35	708.38	9,255.77	9,266.00	(10.23)

FY08 OASIS to FY08 Enrollment

	Pre K	K	1	2	3	4	5	6	7	8	9	10	11	12	Total OASIS	FY08 on 10/26/07	Difference
Aurora Borealis	0.00	24.00	23.00	23.00	23.00	22.00	15.00	22.00	16.00	12.00	0.00	0.00	0.00	0.00	180.00	180.00	0.00
Chapman	0.00	9.25	17.00	7.70	12.20	12.20	13.20	15.00	3.70	6.00	0.00	0.00	0.00	0.00	96.25	92.00	4.25
Connections	0.00	64.95	55.15	61.80	62.90	58.45	68.58	49.85	57.75	61.95	70.00	82.50	81.35	71.64	846.87	947.00	(100.13)
Cooper Landing	0.00	2.00	1.75	1.75	1.75	2.00	1.00	1.00	0.00	0.00	0.00	0.00	0.00	0.00	11.25	9.00	2.25
Fireweed Academy	0.00	0.00	0.00	0.00	18.00	18.00	23.70	16.00	0.00	0.00	0.00	0.00	0.00	0.00	75.70	76.00	(0.30)
Homer Flex	0.00	0.00	0.00	0.00	0.00	0.00	0.00	0.00	0.00	0.00	3.00	11.55	10.35	8.20	33.10	33.00	0.10
Homer High	0.00	0.00	0.00	0.00	0.00	0.00	0.00	0.00	0.00	0.00	122.55	116.20	109.08	105.30	453.13	428.00	25.13
Homer Middle	0.00	0.00	0.00	0.00	0.00	0.00	0.00	0.00	92.65	112.05	0.00	0.00	0.00	0.00	204.70	197.00	7.70
Hope	0.00	0.25	0.00	0.00	0.00	0.25	1.00	1.00	0.00	0.25	1.25	3.00	1.00	1.00	9.00	8.00	1.00
Kachemak Selo	0.00	7.00	10.00	8.00	7.00	6.00	10.00	6.00	4.00	8.00	4.00	7.00	6.00	3.00	86.00	94.00	(8.00)
Kaleidoscope Charter	0.00	36.00	32.00	33.00	46.00	29.00	20.00	0.00	0.00	0.00	0.00	0.00	0.00	0.00	196.00	196.00	0.00
K-Beach	0.00	62.25	62.45	58.75	58.65	64.75	69.75	64.75	0.00	0.00	0.00	0.00	0.00	0.00	441.35	441.00	0.35
Kenai Alternative	0.00	0.00	0.00	0.00	0.00	0.00	0.00	0.00	0.00	0.00	20.05	36.95	23.55	18.75	99.30	103.00	(3.70)
Kenai Central High	0.00	0.00	0.00	0.00	0.00	0.00	0.00	0.00	0.00	0.00	148.20	129.10	132.40	102.70	512.40	495.00	17.40
Kenai Middle	0.00	0.00	0.00	0.00	0.00	0.00	0.00	96.00	139.30	141.65	0.00	0.00	0.00	0.00	376.95	373.00	3.95
Kenai Youth Facility	0.00	0.00	0.00	0.00	0.00	0.00	0.00	0.00	0.00	0.00	5.25	2.75	1.00	1.00	10.00	11.00	(1.00)
McNeil Canyon	0.00	14.00	15.75	18.25	12.25	17.25	19.25	12.25	0.00	0.00	0.00	0.00	0.00	0.00	109.00	108.00	1.00
Moose Pass	0.00	2.25	1.30	6.00	1.00	4.25	5.00	5.00	3.00	0.25	0.00	0.00	0.00	0.00	28.05	27.00	1.05
Mountain View	0.00	77.82	77.10	59.30	73.50	65.20	80.15	0.00	0.00	0.00	0.00	0.00	0.00	0.00	433.07	426.00	7.07
Nanwalek	0.00	7.00	4.00	6.00	3.00	3.00	7.00	6.00	3.00	4.00	11.95	5.00	3.00	0.00	62.95	63.00	(0.05)
Nikiski Middle/Senior	0.00	0.00	0.00	0.00	0.00	0.00	0.00	0.00	74.55	66.40	76.55	49.80	60.75	51.70	379.75	374.00	5.75
Nikiski North Star	0.00	47.05	60.20	43.20	60.15	54.00	68.85	49.60	0.00	0.00	0.00	0.00	0.00	0.00	383.05	406.00	(22.95)
Nikolaevsk	0.00	7.00	2.00	8.00	3.00	6.00	2.00	5.00	5.00	0.10	4.35	6.00	7.00	0.00	55.45	55.00	0.45
Ninilchik	0.00	11.00	10.00	13.00	18.00	16.00	7.00	10.00	15.50	11.00	19.75	19.25	9.00	15.00	174.50	177.00	(2.50)
Paul Banks	0.00	87.50	62.05	65.45	0.00	0.00	0.00	0.00	0.00	0.00	0.00	0.00	0.00	0.00	215.00	219.00	(4.00)
Port Graham	0.00	1.00	2.00	2.00	2.00	2.00	1.00	2.00	1.00	2.00	2.00	1.00	7.00	0.00	25.00	25.00	0.00
Razdolna	0.00	4.00	7.00	2.00	3.00	5.00	2.00	3.00	3.00	3.00	4.00	2.00	1.00	0.00	39.00	39.00	0.00
Redoubt	0.00	37.00	56.10	45.00	66.00	50.50	55.25	58.00	0.00	0.00	0.00	0.00	0.00	0.00	367.85	367.00	0.85
River City Academy	0.00	0.00	0.00	0.00	0.00	0.00	0.00	0.00	0.00	0.00	8.10	13.80	8.50	3.15	33.55	34.00	(0.45)
Seward Elem	0.00	42.55	32.80	30.80	40.50	41.50	42.25	38.75	0.00	0.00	0.00	0.00	0.00	0.00	269.15	263.00	6.15
Seward High	0.00	0.00	0.00	0.00	0.00	0.00	0.00	0.00	0.00	0.00	49.55	59.40	52.50	47.00	208.45	205.00	3.45
Seward Middle	0.00	0.00	0.00	0.00	0.00	0.00	0.00	0.00	47.75	40.85	0.00	0.00	0.00	0.00	88.60	88.00	0.60
Skyview	0.00	0.00	0.00	0.00	0.00	0.00	0.00	0.00	0.00	0.00	119.45	133.45	111.20	100.15	464.25	459.00	5.25
Soldotna Elem	0.00	65.28	33.80	47.50	26.00	28.80	29.25	36.25	0.00	0.00	0.00	0.00	0.00	0.00	266.88	264.00	2.88
Soldotna High	0.00	0.00	0.00	0.00	0.00	0.00	0.00	0.00	0.00	0.00	161.30	158.08	116.73	115.66	551.77	538.00	13.77
Soldotna Middle	0.00	0.00	0.00	0.00	0.00	0.00	0.00	0.00	237.05	225.15	0.00	0.00	0.00	0.00	462.20	455.00	7.20
Soldotna Montessori Charter	0.00	22.00	23.00	23.70	23.23	22.75	24.00	22.00	0.00	0.00	0.00	0.00	0.00	0.00	160.68	161.00	(0.32)
Spring Creek	0.00	0.00	0.00	0.00	0.00	0.00	0.00	0.00	0.00	0.00	14.00	14.00	14.00	13.00	55.00	34.00	21.00
Sterling	0.00	24.31	15.40	26.00	30.40	19.65	36.81	17.20	0.00	0.00	0.00	0.00	0.00	0.00	169.77	169.00	0.77
Susan B English	0.00	4.95	1.00	6.00	3.95	11.25	3.50	4.00	4.25	2.00	1.00	9.00	7.75	6.75	65.40	62.00	3.40
Tebughna	0.00	6.00	3.00	2.00	8.00	3.00	1.00	2.50	4.30	0.00	1.00	0.00	1.00	0.00	31.80	32.00	(0.20)
Tustumena	0.00	17.00	22.55	22.65	22.00	23.00	20.90	30.60	0.00	0.00	0.00	0.00	0.00	0.00	158.70	157.00	1.70
Voznesenka	0.00	3.00	11.00	9.00	5.00	8.00	10.00	10.00	14.50	13.00	13.00	7.50	7.00	5.00	116.00	115.00	1.00
West Homer	0.00	0.00	0.00	0.00	58.55	63.05	63.53	57.70	0.00	0.00	0.00	0.00	0.00	0.00	242.83	240.00	2.83
	0.00	686.41	641.40	629.85	689.03	656.85	700.97	641.45	726.30	709.65	860.30	867.33	771.16	669.00	9,249.70	9,245.00	4.70

FY07 OASIS to FY07 Enrollment

	Pre K	K	1	2	3	4	5	6	7	8	9	10	11	12	Total OASIS	FY07 on 10/27/06	Difference
Aurora Borealis	0.00	24.00	23.00	22.00	22.00	17.00	22.00	20.00	14.00	14.00	0.00	0.00	0.00	0.00	178.00	178.00	0.00
Chapman	0.00	20.00	10.30	15.00	14.25	13.00	18.00	9.00	12.35	9.00	0.00	0.00	0.00	0.00	120.90	119.00	1.90
Connections	0.00	55.20	59.60	61.45	54.55	65.00	43.25	58.40	57.95	55.05	67.90	65.68	74.95	62.50	781.48	877.00	(95.52)
Cooper Landing	0.00	2.00	1.00	1.00	0.75	2.00	2.00	2.00	0.00	0.00	0.00	0.00	0.00	0.00	10.75	10.00	0.75
Fireweed Academy	0.00	0.00	0.00	0.00	15.00	23.00	15.00	12.00	1.00	0.00	0.00	0.00	0.00	0.00	66.00	66.00	0.00
Homer Flex	0.00	0.00	0.00	0.00	0.00	0.00	0.00	0.00	0.00	0.00	6.70	9.50	12.25	8.25	36.70	39.00	(2.30)
Homer High	0.00	0.00	0.00	0.00	0.00	0.00	0.00	0.00	0.00	0.00	129.75	131.82	116.85	117.80	496.22	470.00	26.22
Homer Middle	0.00	0.00	0.00	0.00	0.00	0.00	0.00	0.00	105.80	108.00	0.00	0.00	0.00	0.00	213.80	211.00	2.80
Hope	0.00	1.00	0.00	1.00	1.00	1.00	1.00	1.00	1.00	2.00	3.00	1.00	2.15	0.00	15.15	16.00	(0.85)
Kachemak Selo	0.00	10.00	8.00	7.00	6.00	10.00	6.00	4.00	8.00	4.00	7.00	7.00	4.00	0.75	81.75	89.00	(7.25)
Kaleidoscope Charter	0.00	31.00	30.00	48.00	31.00	19.00	0.00	0.00	0.00	0.00	0.00	0.00	0.00	0.00	159.00	159.00	0.00
K-Beach	0.00	64.25	63.75	61.30	68.00	62.90	69.85	63.05	0.00	0.00	0.00	0.00	0.00	0.00	453.10	446.00	7.10
Kenai Alternative	0.00	0.00	0.00	0.00	0.00	0.00	0.00	0.00	0.00	0.00	9.80	21.15	21.95	33.65	86.55	87.00	(0.45)
Kenai Central High	0.00	0.00	0.00	0.00	0.00	0.00	0.00	0.00	0.00	0.00	144.40	145.30	121.95	114.75	526.40	518.00	8.40
Kenai Middle	0.00	0.00	0.00	0.00	0.00	0.00	0.00	117.25	138.95	131.50	0.00	0.00	0.00	0.00	387.70	390.00	(2.30)
Kenai Youth Facility	0.00	0.00	0.00	0.00	0.00	0.00	0.00	0.00	0.00	0.00	5.70	2.35	1.00	0.95	10.00	13.00	(3.00)
McNeil Canyon	0.00	16.00	21.00	18.00	21.50	18.50	12.25	15.00	0.00	0.00	0.00	0.00	0.00	0.00	122.25	121.00	1.25
Moose Pass	0.00	1.25	5.00	1.00	4.00	3.00	4.70	5.00	2.00	2.70	0.00	0.00	0.00	0.00	28.65	27.00	1.65
Mountain View	0.00	0.00	0.00	0.00	70.40	72.35	90.65	0.00	0.00	0.00	0.00	0.00	0.00	0.00	233.40	236.00	(2.60)
Nanwalek	0.00	5.00	6.00	4.00	3.00	7.00	5.00	3.00	1.25	4.50	3.00	8.00	3.00	4.00	56.75	64.00	(7.25)
Nikiski Middle/Senior	0.00	0.00	0.00	0.00	0.00	0.00	0.00	0.00	70.00	70.55	62.00	66.55	55.90	58.35	383.35	376.00	7.35
Nikiski North Star	0.00	55.00	40.50	57.25	58.65	65.00	47.70	71.65	0.00	0.00	0.00	0.00	0.00	0.00	395.75	408.00	(12.25)
Nikolaevsk	0.00	4.00	9.00	3.00	5.00	2.00	6.00	5.00	1.25	3.00	7.00	7.00	0.00	7.70	59.95	60.00	(0.05)
Ninilchik	0.00	4.50	9.25	16.00	16.25	4.00	10.00	16.00	8.00	14.00	20.00	11.00	17.75	11.00	157.75	159.00	(1.25)
Paul Banks	0.00	70.32	61.45	64.65	0.00	0.00	0.00	0.00	0.00	0.00	0.00	0.00	0.00	0.00	196.42	201.00	(4.58)
Port Graham	0.00	2.00	1.00	1.00	1.00	3.00	2.00	1.00	2.00	2.00	0.00	5.00	0.00	0.00	20.00	20.00	0.00
Razdolna	0.00	6.00	2.00	3.00	5.00	1.00	2.00	4.00	2.00	5.00	3.00	2.00	0.00	0.25	35.25	36.00	(0.75)
Redoubt	0.00	54.55	41.90	66.00	49.35	57.35	54.20	62.50	0.00	0.00	0.00	0.00	0.00	0.00	385.85	380.00	5.85
Sears	0.00	83.40	60.60	66.50	0.00	0.00	0.00	0.00	0.00	0.00	0.00	0.00	0.00	0.00	210.50	206.00	4.50
Seward Elem	0.00	38.60	33.00	39.50	34.60	38.50	40.00	48.05	0.00	0.00	0.00	0.00	0.00	0.00	272.25	268.00	4.25
Seward High	0.00	0.00	0.00	0.00	0.00	0.00	0.00	0.00	0.00	0.00	69.05	60.05	51.70	56.55	237.35	233.00	4.35
Seward Middle	0.00	0.00	0.00	0.00	0.00	0.00	0.00	0.00	44.35	47.70	0.00	0.00	0.00	0.00	92.05	93.00	(0.95)
Skyview	0.00	0.00	0.00	0.00	0.00	0.00	0.00	0.00	0.00	0.00	162.80	123.47	110.35	92.23	488.85	486.00	2.85
Soldotna Elem	0.00	61.87	48.35	29.00	30.55	33.80	37.05	37.30	0.00	0.00	0.00	0.00	0.00	0.00	277.92	276.00	1.92
Soldotna High	0.00	0.00	0.00	0.00	0.00	0.00	0.00	0.00	0.00	0.00	178.40	130.85	122.30	140.85	572.40	565.00	7.40
Soldotna Middle	0.00	0.00	0.00	0.00	0.00	0.00	0.00	0.00	236.35	249.65	0.00	0.00	0.00	0.00	486.00	481.00	5.00
Soldotna Montessori Charter	0.00	22.00	22.00	23.00	24.00	27.00	18.00	25.00	0.00	0.00	0.00	0.00	0.00	0.00	161.00	161.00	0.00
Spring Creek	0.00	0.00	0.00	0.00	0.00	0.00	0.00	0.00	0.00	0.00	14.00	14.00	14.00	13.00	55.00	34.00	21.00
Sterling	0.00	16.05	26.80	29.25	24.00	37.05	23.00	27.25	0.00	0.00	0.00	0.00	0.00	0.00	183.40	182.00	1.40
Susan B English	0.00	1.00	7.00	3.00	10.00	4.00	5.00	5.00	1.20	1.00	8.25	7.50	6.75	7.00	66.70	65.00	1.70
Tebughna	0.00	3.00	4.00	9.00	4.00	1.00	7.00	4.45	1.00	3.00	3.10	3.00	1.25	1.00	44.80	45.00	(0.20)
Tustumena	0.00	25.50	19.45	22.20	19.40	19.95	34.35	29.25	0.00	0.00	0.00	0.00	0.00	0.00	170.10	168.00	2.10
Voznesenka	0.00	12.00	10.00	6.00	7.00	12.00	11.00	10.50	14.00	12.00	9.00	9.60	7.00	7.00	127.10	126.00	1.10
West Homer	0.00	0.00	0.00	0.00	56.85	60.35	48.55	58.10	0.00	0.00	0.00	0.00	0.00	0.00	223.85	223.00	0.85
	0.00	689.49	623.95	678.10	657.10	679.75	635.55	714.75	722.45	738.65	913.85	831.82	745.10	737.58	9,368.14	9,388.00	(19.86)

FY06 OASIS to FY06 Enrollment

	Pre K	K	1	2	3	4	5	6	7	8	9	10	11	12	Total OASIS	FY06 on 10/27/05	Difference
Aurora Borealis	0.00	23.00	22.00	23.70	18.75	23.00	23.00	17.00	17.00	12.00	0.00	0.00	0.00	0.00	179.45	178.00	1.45
Chapman	0.00	10.25	14.00	16.00	14.00	14.60	9.00	16.60	12.00	9.00	0.00	0.00	0.00	0.00	115.45	114.00	1.45
Connections	0.00	49.35	65.10	53.35	72.70	40.85	54.00	58.40	56.50	47.37	56.22	51.50	45.66	56.50	707.50	777.00	(69.50)
Cooper Landing	0.00	1.00	1.00	0.00	2.00	0.00	2.00	1.00	0.00	4.00	0.00	0.00	0.00	0.00	11.00	11.00	0.00
Fireweed Academy	0.00	0.00	0.00	0.00	13.00	13.25	12.00	10.00	0.00	0.00	0.00	0.00	0.00	0.00	48.25	48.00	0.25
Homer Flex	0.00	0.00	0.00	0.00	0.00	0.00	0.00	0.00	0.00	0.00	2.00	12.30	11.30	9.90	35.50	36.00	(0.50)
Homer High	0.00	0.00	0.00	0.00	0.00	0.00	0.00	0.00	0.00	0.00	143.58	128.10	134.92	102.30	508.90	492.00	16.90
Homer Middle	0.00	0.00	0.00	0.00	0.00	0.00	0.00	0.00	99.86	116.67	0.00	0.00	0.00	0.00	216.53	215.00	1.53
Hope	0.00	0.00	1.20	1.00	1.00	0.00	1.00	0.00	1.00	3.00	1.00	1.00	0.00	1.00	11.20	11.00	0.20
Kachemak Selo	0.00	10.00	8.00	7.00	10.00	9.00	5.00	9.00	5.00	7.00	8.00	6.00	2.00	2.00	88.00	88.00	0.00
Kaleidoscope Charter	0.00	0.00	40.00	48.55	27.00	0.00	0.00	0.00	0.00	0.00	0.00	0.00	0.00	0.00	115.55	115.00	0.55
K-Beach	0.00	60.10	67.35	64.25	56.10	68.35	62.15	68.10	0.00	0.00	0.00	0.00	0.00	0.00	446.40	446.00	0.40
Kenai Alternative	0.00	0.00	0.00	0.00	0.00	0.00	0.00	0.00	0.00	0.00	5.70	17.35	16.00	31.95	71.00	70.00	1.00
Kenai Central High	0.00	0.00	0.00	0.00	0.00	0.00	0.00	0.00	0.00	0.00	140.35	129.11	134.06	115.10	518.62	510.00	8.62
Kenai Middle	0.00	0.00	0.00	0.00	0.00	0.00	0.00	132.25	128.50	132.60	0.00	0.00	0.00	0.00	393.35	391.00	2.35
Kenai Youth Facility	0.00	0.00	0.00	0.00	0.00	0.00	0.00	0.00	0.00	0.00	5.40	2.25	1.35	1.00	10.00	12.00	(2.00)
McNeil Canyon	0.00	16.25	17.00	25.00	14.25	13.00	15.85	16.80	0.00	0.00	0.00	0.00	0.00	0.00	118.15	116.00	2.15
Moose Pass	0.00	5.00	2.00	4.00	4.05	4.00	4.75	4.00	3.00	1.00	0.00	0.00	0.00	0.00	31.80	31.00	0.80
Mountain View	0.00	0.00	0.00	0.00	68.95	95.50	121.15	0.00	0.00	0.00	0.00	0.00	0.00	0.00	285.60	286.00	(0.40)
Nanwalek	0.00	5.00	4.00	3.00	7.00	6.00	3.00	2.00	8.00	4.00	6.00	4.00	5.00	1.00	58.00	58.00	0.00
Nikiski Middle/Senior	0.00	0.00	0.00	0.00	0.00	0.00	0.00	0.00	72.75	52.65	82.45	72.50	59.10	52.00	391.45	387.00	4.45
Nikiski North Star	0.00	39.00	47.77	56.86	57.40	47.25	69.50	59.50	0.00	0.00	0.00	0.00	0.00	0.00	377.28	395.00	(17.72)
Nikolaevsk	0.00	9.50	3.80	5.70	3.80	5.70	4.75	3.80	1.90	6.65	6.65	0.95	7.50	4.80	65.50	69.00	(3.50)
Ninilchik	0.00	11.00	15.00	12.00	1.15	8.00	13.00	8.10	17.00	20.25	13.00	21.40	16.50	13.00	169.40	168.00	1.40
Paul Banks	0.00	78.00	69.00	64.05	0.00	0.00	0.00	0.00	0.00	0.00	0.00	0.00	0.00	0.00	211.05	214.00	(2.95)
Port Graham	0.00	2.00	1.00	1.00	1.00	2.00	1.00	3.00	2.00	1.00	5.00	2.00	0.00	0.00	21.00	21.00	0.00
Razdolna	0.00	2.00	4.00	4.00	1.00	3.00	2.00	4.00	3.00	3.00	2.00	0.00	0.00	1.00	29.00	29.00	0.00
Redoubt	0.00	41.75	66.10	53.15	63.50	51.50	60.00	66.00	0.00	0.00	0.00	0.00	0.00	0.00	402.00	403.00	(1.00)
Sears	0.00	98.09	65.75	43.75	0.00	0.00	0.00	0.00	0.00	0.00	0.00	0.00	0.00	0.00	207.59	208.00	(0.41)
Seward Elem	0.00	41.50	43.25	37.00	41.45	42.00	47.00	44.00	0.00	0.00	0.00	0.00	0.00	0.00	296.20	289.00	7.20
Seward High	0.00	0.00	0.00	0.00	0.00	0.00	0.00	0.00	0.00	0.00	68.05	57.25	61.65	47.50	234.45	235.00	(0.55)
Seward Middle	0.00	0.00	0.00	0.00	0.00	0.00	0.00	0.00	43.00	64.95	0.00	0.00	0.00	0.00	107.95	108.00	(0.05)
Skyview	0.00	0.00	0.00	0.00	0.00	0.00	0.00	0.00	0.00	0.00	152.35	141.60	123.53	113.00	530.48	521.00	9.48
Soldotna Elem	0.00	64.60	32.75	35.90	31.25	43.95	37.50	38.25	0.00	0.00	0.00	0.00	0.00	0.00	284.20	282.00	2.20
Soldotna High	0.00	0.00	0.00	0.00	0.00	0.00	0.00	0.00	0.00	0.26	135.05	137.77	140.40	125.75	539.23	531.00	8.23
Soldotna Middle	0.00	0.00	0.00	0.00	0.00	0.00	0.00	0.90	259.60	287.00	0.00	0.00	0.00	0.00	547.50	540.00	7.50
Soldotna Montessori Charter	0.00	21.00	22.00	22.50	24.30	11.00	17.70	4.00	0.00	0.00	0.00	0.00	0.00	0.00	122.50	124.00	(1.50)
Spring Creek	0.00	0.00	0.00	0.00	0.00	0.00	0.00	0.00	0.00	0.00	14.00	14.00	14.00	13.00	55.00	38.00	17.00
Sterling	0.00	23.65	26.45	22.45	33.50	16.40	24.15	29.35	0.00	0.00	0.00	0.00	0.00	0.00	175.95	175.00	0.95
Susan B English	0.00	7.00	4.00	8.00	5.00	5.00	3.00	1.00	2.00	7.00	9.00	8.00	6.25	6.00	71.25	71.00	0.25
Tebughna	0.00	4.00	12.00	4.00	2.00	7.00	5.00	3.00	5.00	4.00	4.00	0.00	0.00	0.00	50.00	50.00	0.00
Tustumena	0.00	19.70	22.85	15.00	21.00	32.30	25.20	26.25	0.00	0.00	0.00	0.00	0.00	0.00	162.30	160.00	2.30
Voznesenka	0.00	10.40	5.00	8.00	11.00	9.00	10.00	12.00	11.00	10.00	11.15	10.00	10.00	8.80	126.35	126.00	0.35
West Homer	0.00	0.00	0.00	0.00	63.85	46.40	61.75	68.95	0.00	0.00	0.00	0.00	0.00	0.00	240.95	243.00	(2.05)
	0.00	653.14	682.37	639.21	670.00	618.05	694.45	707.25	748.11	793.40	870.95	817.08	789.22	705.60	9,388.83	9,392.00	(3.17)

FY05 OASIS to FY05 Enrollment

	Pre K	K	1	2	3	4	5	6	7	8	9	10	11	12	Total OASIS	FY05 on 10/22/04	Difference
Aurora Borealis	0.00	24.00	22.00	21.00	22.00	23.00	23.00	19.00	13.00	11.00	0.00	0.00	0.00	0.00	178.00	178.00	0.00
Chapman	0.00	14.00	16.70	13.30	16.70	11.00	15.00	15.00	11.00	17.00	0.00	0.00	0.00	0.00	129.70	128.00	1.70
Connections	0.00	64.98	51.60	65.80	39.66	63.73	48.00	45.40	53.10	60.41	38.91	43.12	40.75	50.25	665.71	736.00	(70.29)
Cooper Landing	0.00	0.00	0.00	2.00	2.00	2.00	1.00	2.00	3.00	0.00	0.00	0.00	0.00	0.00	12.00	12.00	0.00
Fireweed Academy	0.00	0.00	0.00	0.00	10.00	9.00	8.00	7.00	0.00	0.00	0.00	0.00	0.00	0.00	34.00	34.00	0.00
Homer Flex	0.00	0.00	0.00	0.00	0.00	0.00	0.00	0.00	0.00	0.00	1.00	14.60	14.50	11.75	41.85	43.00	(1.15)
Homer High	0.00	0.00	0.00	0.00	0.00	0.00	0.00	0.00	0.00	0.00	132.30	142.30	114.05	95.50	484.15	473.00	11.15
Homer Middle	0.00	0.00	0.00	0.00	0.00	0.00	0.00	0.00	116.30	127.90	0.00	0.00	0.00	0.00	244.20	242.00	2.20
Hope	0.00	1.00	1.00	1.00	0.00	1.00	1.00	1.00	4.00	2.00	1.00	0.00	1.00	0.00	14.00	14.00	0.00
Kachemak Selo	0.00	8.00	8.00	10.00	9.00	5.00	9.00	5.00	7.00	8.00	7.00	3.00	2.65	0.00	81.65	90.00	(8.35)
Kaleidoscope Charter	0.00	0.00	44.00	28.00	16.00	0.00	0.00	0.00	0.00	0.00	0.00	0.00	0.00	0.00	88.00	88.00	0.00
K-Beach	0.00	65.25	65.70	52.20	63.85	55.00	63.00	78.75	0.00	0.00	0.00	0.00	0.00	0.00	443.75	443.00	0.75
Kenai Alternative	0.00	0.00	0.00	0.00	0.00	0.00	0.00	0.00	0.00	0.00	9.90	13.62	16.42	16.65	56.59	59.00	(2.41)
Kenai Central High	0.00	0.00	0.00	0.00	0.00	0.00	0.00	0.00	0.00	0.00	135.65	146.85	127.40	112.10	522.00	517.00	5.00
Kenai Middle	0.00	0.00	0.00	0.00	0.00	0.00	0.00	117.15	130.33	118.85	0.00	0.00	0.00	0.00	366.33	366.00	0.33
Kenai Youth Facility	0.00	0.00	0.00	0.00	0.00	0.00	0.00	0.00	1.00	1.00	2.00	2.00	2.00	2.00	10.00	6.00	4.00
McNeil Canyon	0.00	20.25	24.70	17.65	12.00	15.00	15.45	16.00	0.00	0.00	0.00	0.00	0.00	0.00	121.05	119.00	2.05
Moose Pass	0.00	1.80	3.00	3.80	3.00	6.50	5.00	5.50	4.00	2.25	0.00	0.00	0.00	0.00	34.85	33.00	1.85
Mountain View	0.00	0.00	0.00	0.00	85.00	114.40	122.75	0.00	0.00	0.00	0.00	0.00	0.00	0.00	322.15	323.00	(0.85)
Nanwalek	0.00	4.00	3.00	7.00	6.00	3.00	4.00	9.00	4.00	6.00	4.00	5.00	2.00	6.00	63.00	63.00	0.00
Nikiski Middle/Senior	0.00	0.00	0.00	0.00	0.00	0.00	0.00	0.00	57.25	73.95	85.75	76.65	56.00	77.00	426.60	417.00	9.60
Nikiski North Star	0.00	47.34	49.64	52.20	41.00	64.85	65.25	70.00	0.00	0.00	0.00	0.00	0.00	0.00	390.28	388.00	2.28
Nikolaevsk	0.00	5.70	5.70	6.65	5.70	4.75	1.90	2.85	6.65	6.65	1.90	8.55	5.70	6.65	69.35	73.00	(3.65)
Ninilchik	0.00	13.00	12.00	1.00	8.00	14.05	12.80	15.00	25.00	19.65	30.25	15.25	18.75	13.55	198.30	194.00	4.30
Paul Banks	0.00	80.13	60.30	80.05	0.00	0.00	0.00	0.00	0.00	0.00	0.00	0.00	0.00	0.00	220.48	226.00	(5.52)
Port Graham	0.00	4.00	2.00	2.00	2.00	1.00	2.00	2.00	1.00	6.00	3.45	4.00	0.00	0.00	29.45	28.00	1.45
Razdolna	0.00	4.00	4.00	1.00	4.00	2.00	4.00	5.00	4.00	3.00	2.00	3.00	1.00	0.00	37.00	37.00	0.00
Redoubt	0.00	65.00	42.20	74.35	50.07	59.00	56.60	61.00	0.00	0.00	0.00	0.00	0.00	0.00	408.22	404.00	4.22
Sears	0.00	126.50	49.56	66.68	0.00	0.00	0.00	0.00	0.00	0.00	0.00	0.00	0.00	0.00	242.74	239.00	3.74
Seward Elem	0.00	46.60	40.05	45.90	44.10	44.25	42.65	48.85	0.00	0.00	0.00	0.00	0.00	0.00	312.40	308.00	4.40
Seward High	0.00	0.00	0.00	0.00	0.00	0.00	0.00	0.00	0.00	0.00	70.90	67.00	59.25	61.30	258.45	259.00	(0.55)
Seward Middle	0.00	0.00	0.00	0.00	0.00	0.00	0.00	0.00	53.00	64.50	0.00	0.00	0.00	0.00	117.50	116.00	1.50
Skyview	0.00	0.00	0.00	0.00	0.00	0.00	0.00	0.00	0.00	0.00	152.30	136.60	135.55	111.25	535.70	526.00	9.70
Soldotna Elem	0.00	53.35	31.95	30.40	39.20	41.10	43.00	54.00	0.00	0.00	0.00	0.00	0.00	0.00	293.00	291.00	2.00
Soldotna High	0.00	0.00	0.00	0.00	0.00	0.00	0.00	0.00	0.00	0.00	140.70	154.65	132.10	100.13	527.58	530.00	(2.42)
Soldotna Middle	0.00	0.00	0.00	0.00	0.00	0.00	0.00	0.90	279.22	264.35	0.00	0.00	0.00	0.00	544.47	538.00	6.47
Soldotna Montessori Charter	0.00	22.00	25.00	22.00	13.10	14.00	3.00	1.00	0.00	0.00	0.00	0.00	0.00	0.00	100.10	100.00	0.10
Spring Creek	0.00	0.00	0.00	0.00	0.00	0.00	0.00	0.00	0.00	0.00	16.00	15.00	12.00	12.00	55.00	43.00	12.00
Sterling	0.00	27.95	28.00	28.00	11.30	33.20	29.00	41.50	0.00	0.00	0.00	0.00	0.00	0.00	198.95	197.00	1.95
Susan B English	0.00	1.00	9.00	4.00	3.00	1.00	1.00	2.00	9.00	8.00	5.50	9.00	7.00	3.25	62.75	62.00	0.75
Tebughna	0.00	8.00	3.00	2.00	5.00	5.00	3.00	5.00	5.00	5.00	0.00	0.00	1.00	0.00	42.00	43.00	(1.00)
Tustumena	0.00	18.00	14.20	17.00	27.55	30.80	24.75	30.20	0.00	0.00	0.00	0.00	0.00	0.00	162.50	161.00	1.50
Voznesenka	0.00	6.00	8.00	11.00	9.00	11.00	13.00	11.00	10.00	12.00	12.00	11.00	11.00	4.75	129.75	133.00	(3.25)
West Homer	0.00	0.00	0.00	0.00	49.40	60.70	71.25	70.35	0.00	0.00	0.00	0.00	0.00	0.00	251.70	254.00	(2.30)
	0.00	731.85	624.30	665.98	597.63	695.33	688.40	741.45	796.85	817.51	852.51	871.19	760.12	684.13	9,527.25	9,534.00	(6.75)

FY04 OASIS to FY04 Enrollment

	Pre K	K	1	2	3	4	5	6	7	8	9	10	11	12	Total OASIS	FY04 on 10/1/03	Difference
Aurora Borealis	0.00	21.95	21.00	23.00	23.00	23.00	19.75	13.00	12.00	11.00	0.00	0.00	0.00	0.00	167.70	171.00	(3.30)
Chapman	0.00	21.45	17.00	13.80	13.00	15.75	21.75	13.00	15.15	13.00	0.00	0.00	0.00	0.00	143.90	144.00	(0.10)
Connections	0.00	48.19	48.05	28.05	45.50	36.20	28.30	35.05	57.50	55.65	33.70	60.30	52.55	40.27	569.31	506.00	63.31
Cooper Landing	0.00	1.00	2.00	2.00	2.00	2.00	1.00	2.00	1.00	0.00	0.00	0.00	0.00	0.00	13.00	13.00	0.00
Fireweed Academy	0.00	0.00	0.00	0.00	5.00	8.00	10.00	7.00	0.00	0.00	0.00	0.00	0.00	0.00	30.00	30.00	0.00
Homer Flex	0.00	0.00	0.00	0.00	0.00	0.00	0.00	0.00	0.00	0.00	5.30	11.25	12.45	12.95	41.95	38.00	3.95
Homer High	0.00	0.00	0.00	0.00	0.00	0.00	0.00	0.00	0.00	0.00	144.40	128.45	102.25	92.05	467.15	461.00	6.15
Homer Middle	0.00	0.00	0.00	0.00	0.00	0.00	0.00	0.00	127.00	105.85	0.00	0.00	0.00	0.00	232.85	229.00	3.85
Hope	0.00	1.75	1.00	0.75	1.95	1.00	2.25	4.00	2.00	0.00	2.85	1.00	0.00	0.00	18.55	20.00	(1.45)
Kachemak Selo	0.00	6.65	8.55	8.55	4.75	8.55	4.75	6.65	7.60	6.65	2.85	4.75	0.95	1.90	73.15	83.00	(9.85)
K-Beach	0.00	57.12	64.95	58.45	53.20	57.70	73.50	75.20	0.00	0.00	0.00	0.00	0.00	0.00	440.12	440.00	0.12
Kenai Alternative	0.00	0.00	0.00	0.00	0.00	0.00	0.00	0.00	0.00	0.00	23.55	19.33	21.80	14.80	79.48	77.00	2.48
Kenai Central High	0.00	0.00	0.00	0.00	0.00	0.00	0.00	0.00	0.00	1.00	151.05	125.90	132.55	93.75	504.25	502.00	2.25
Kenai Middle	0.00	0.00	0.00	0.00	0.00	0.00	0.00	135.45	117.15	123.50	0.50	0.00	0.00	0.00	376.60	376.00	0.60
Kenai Youth Facility	0.00	0.00	0.00	0.00	0.00	0.00	0.00	0.00	1.00	1.00	2.00	2.00	2.00	2.00	10.00	10.00	0.00
McNeil Canyon	0.00	21.25	21.00	13.20	10.00	13.00	14.25	19.00	0.00	0.00	0.00	0.00	0.00	0.00	111.70	113.00	(1.30)
Moose Pass	0.00	4.45	3.45	3.90	6.25	4.00	5.65	2.00	4.00	2.00	0.00	0.00	0.00	0.00	35.70	33.00	2.70
Mountain View	0.00	0.00	0.00	0.00	110.35	119.23	108.70	0.00	0.00	0.00	0.00	0.00	0.00	0.00	338.28	337.00	1.28
Nanwalek	0.00	3.00	7.00	7.00	3.00	4.00	9.00	5.00	6.00	4.00	6.00	2.00	4.00	3.00	63.00	63.00	0.00
Nikiski Elem	0.00	19.25	33.30	12.55	24.00	32.45	29.00	27.20	0.00	0.00	0.00	0.00	0.00	0.00	177.75	179.00	(1.25)
Nikiski Middle/Senior	0.00	0.00	0.00	0.00	0.00	0.00	0.00	0.00	79.65	86.00	81.80	69.05	84.40	73.35	474.25	476.00	(1.75)
Nikiski North Star	0.00	19.25	24.10	26.10	41.55	38.70	46.05	29.00	0.00	0.00	0.00	0.00	0.00	0.00	224.75	224.00	0.75
Nikolaevsk	0.00	6.00	6.00	7.00	5.00	3.00	4.00	8.00	8.00	7.00	12.00	7.00	9.00	7.00	89.00	89.00	0.00
Ninilchik	0.00	12.65	2.00	5.00	9.00	13.00	12.25	20.30	15.00	30.05	14.25	17.25	15.00	16.00	181.75	181.00	0.75
Paul Banks	0.00	62.30	86.00	61.00	0.00	0.00	0.00	0.00	0.00	0.00	0.00	0.00	0.00	0.00	209.30	214.00	(4.70)
Port Graham	0.00	2.10	1.00	2.00	2.00	2.00	3.00	0.00	7.00	4.50	2.75	2.75	0.00	0.00	29.10	30.00	(0.90)
Razdolna	0.00	4.75	1.75	4.00	2.00	4.00	5.00	3.00	3.00	2.00	2.00	3.00	1.00	0.00	35.50	36.00	(0.50)
Redoubt	0.00	44.15	62.70	54.00	55.40	59.70	60.00	74.50	0.00	0.00	0.00	0.00	0.00	0.00	410.45	407.00	3.45
Sears	0.00	118.90	84.00	105.10	0.00	0.00	0.00	0.00	0.00	0.00	0.00	0.00	0.00	0.00	308.00	302.00	6.00
Seward Elem	0.00	45.75	49.85	37.45	48.25	41.00	44.75	55.30	0.00	0.00	0.00	0.00	0.00	0.00	322.35	323.00	(0.65)
Seward High	0.00	0.00	0.00	0.00	0.00	0.00	0.00	0.00	0.00	0.00	69.85	59.00	77.80	56.40	263.05	274.00	(10.95)
Seward Middle	0.00	0.00	0.00	0.00	0.00	0.00	0.00	0.00	64.05	54.75	0.00	0.00	0.00	0.00	118.80	116.00	2.80
Skyview	0.00	0.00	0.00	0.00	0.00	0.00	0.00	0.00	0.00	0.00	141.70	157.57	147.00	115.60	561.87	556.00	5.87
Soldotna Elem	0.00	49.25	32.00	34.00	40.75	40.25	53.75	42.15	0.00	0.00	0.00	0.00	0.00	0.00	292.15	292.00	0.15
Soldotna High	0.00	0.00	0.00	0.00	0.00	0.00	0.00	0.00	0.00	0.00	156.30	142.60	110.30	109.10	518.30	516.00	2.30
Soldotna Middle	0.00	0.00	0.00	0.00	0.00	0.00	0.00	2.00	269.85	267.77	0.80	0.00	0.00	0.00	540.42	536.00	4.42
Soldotna Montessori Charter	0.00	29.00	22.00	10.00	19.25	4.00	2.00	3.00	0.00	0.00	0.00	0.00	0.00	0.00	89.25	89.00	0.25
Spring Creek	0.00	0.00	0.00	0.00	0.00	0.00	0.00	0.00	0.00	0.00	16.00	15.00	12.00	12.00	55.00	37.00	18.00
Sterling	0.00	22.32	26.00	13.00	30.60	28.10	36.80	49.00	0.00	0.00	0.00	0.00	0.00	0.00	205.82	203.00	2.82
Susan B English	0.00	9.00	3.00	3.00	1.95	2.00	1.00	9.00	7.00	4.00	10.00	7.45	3.00	12.00	72.40	73.00	(0.60)
Tebughna	0.00	3.00	2.80	6.00	2.80	4.00	4.00	5.00	6.00	1.00	4.00	0.00	1.00	0.00	39.60	40.00	(0.40)
Tustumena	0.00	17.50	19.50	30.10	32.25	31.00	27.00	45.45	0.00	0.00	0.00	0.00	0.00	0.00	202.80	205.00	(2.20)
Voznesenka	0.00	5.00	13.00	10.00	11.00	14.00	11.00	8.00	12.00	13.00	12.00	13.00	9.00	6.00	137.00	138.00	(1.00)
West Homer	0.00	0.00	0.00	0.00	64.25	67.25	67.10	88.00	0.00	0.00	0.00	0.00	0.00	0.00	286.60	285.00	1.60
	0.00	656.98	663.00	579.00	668.05	676.88	705.60	786.25	821.95	793.72	895.65	848.65	798.05	668.17	9,561.95	9,467.00	94.95

Page is intentionally left blank.

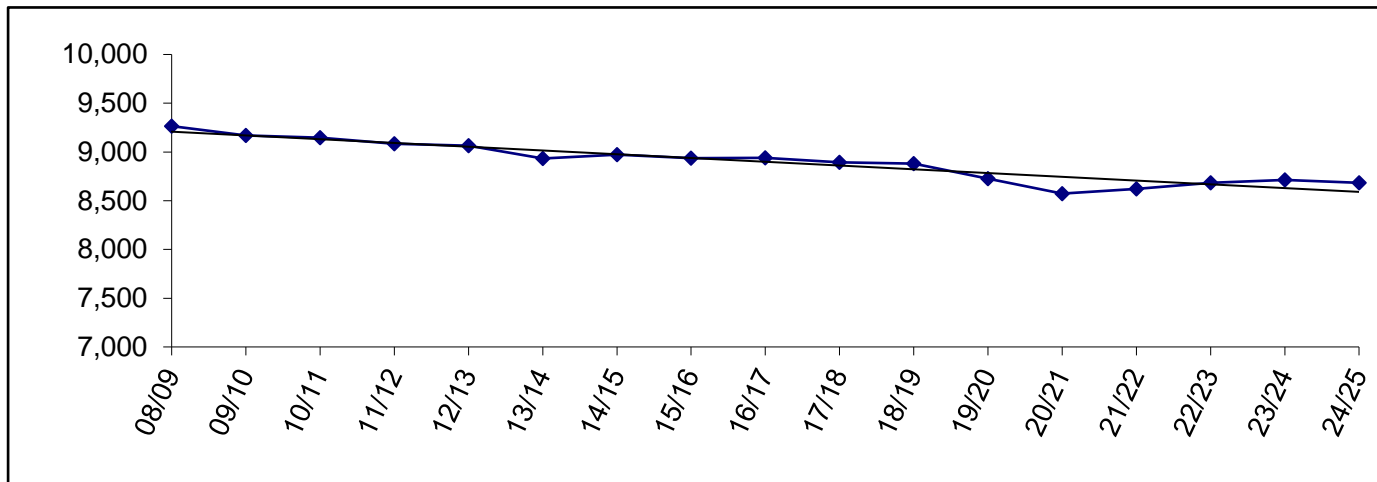
Supplemental Information

FY20 Actual Enrollment

	PreK	K	1	2	3	4	5	6	7	8	9	10	11	12	Total FY20 on 10/18/2019	FY19 on 10/18/2018	Difference
Aurora Borealis Charter	0	24	24	24	22	19	24	15	17	14	0	0	0	0	183	194	(11)
Chapman	10	16	12	18	13	13	11	16	15	12	0	0	0	0	136	136	0
Connections	0	52	37	53	45	63	65	50	80	67	65	78	102	112	869	805	64
Cooper Landing	0	1	1	2	2	2	0	2	0	2	0	0	1	0	13	14	(1)
Fireweed Academy Charter	0	21	15	15	20	18	13	25	0	0	0	0	0	0	127	115	12
Homer Flex	0	0	0	0	0	0	0	0	0	0	4	7	5	12	28	39	(11)
Homer High	0	0	0	0	0	0	0	0	0	0	100	91	97	84	372	389	(17)
Homer Middle	0	0	0	0	0	0	0	0	77	98	0	0	0	0	175	194	(19)
Hope	0	2	0	2	2	0	1	1	2	2	3	1	0	0	16	17	(1)
Kachemak Selo	0	3	2	4	3	2	0	5	1	3	5	4	4	2	38	43	(5)
Kaleidoscope Charter	0	40	42	45	42	43	48	0	0	0	0	0	0	0	260	258	2
K-Beach	1	58	73	62	56	77	61	56	0	0	0	0	0	0	444	414	30
Kenai Alternative	15	0	0	0	0	0	0	0	0	0	1	5	10	36	67	74	(7)
Kenai Central High	0	0	0	0	0	0	0	0	0	0	120	120	111	83	434	463	(29)
Kenai Middle	0	0	0	0	0	0	0	131	133	109	0	0	0	0	373	366	7
Marathon	0	0	0	0	0	0	0	0	0	0	1	2	5	3	11	12	(1)
McNeil Canyon	1	17	16	20	13	20	18	17	0	0	0	0	0	0	122	117	5
Moose Pass	0	2	5	4	1	3	5	1	0	0	0	0	0	0	21	17	4
Mountain View	24	63	65	66	69	70	82	0	0	0	0	0	0	0	439	488	(49)
Nanwalek	0	3	8	8	7	4	6	4	4	9	8	5	4	8	78	75	3
Nikiski Middle/Senior	0	0	0	0	0	0	0	51	51	53	49	40	54	40	338	359	(21)
Nikiski North Star	22	56	44	50	55	58	57	0	0	0	0	0	0	0	342	337	5
Nikolaevsk	0	4	2	1	2	3	5	3	1	2	5	6	5	9	48	77	(29)
Ninilchik	9	5	10	7	3	15	8	8	8	7	8	10	12	9	119	114	5
Paul Banks	31	56	58	61	0	0	0	0	0	0	0	0	0	0	206	232	(26)
Port Graham	0	3	4	1	3	4	3	2	3	1	3	2	2	3	34	37	(3)
Razdolna	0	5	6	4	9	5	8	2	13	4	10	11	4	2	83	94	(11)
Redoubt	20	48	38	56	57	44	54	51	0	0	0	0	0	0	368	337	31
River City Academy	0	0	0	0	0	0	0	0	14	17	20	12	11	9	83	70	13
Seward Elem	31	39	37	48	35	47	52	0	0	0	0	0	0	0	289	304	(15)
Seward High	0	0	0	0	0	0	0	0	0	0	36	37	46	39	158	157	1
Seward Middle	0	0	0	0	0	0	0	46	56	41	0	0	0	0	143	122	21
Skyview Middle	0	0	0	0	0	0	0	0	194	210	0	0	0	0	404	410	(6)
Soldotna Elem	38	37	32	33	34	37	40	39	0	0	0	0	0	0	290	293	(3)
Soldotna High	0	0	0	0	0	0	0	0	0	0	184	179	171	151	685	532	153
Soldotna Montessori Charter	0	21	24	26	22	23	25	23	0	0	0	0	0	0	164	165	(1)
Soldotna Prep	0	0	0	0	0	0	0	0	0	0	0	0	0	0	0	186	(186)
Sterling	14	27	27	26	30	23	21	25	0	0	0	0	0	0	193	214	(21)
Susan B English	1	5	3	2	2	1	5	4	0	2	2	1	2	3	33	31	2
Tebughna	0	2	1	4	0	1	1	2	4	2	1	1	1	1	21	31	(10)
Tustumena	16	13	18	22	16	25	31	19	0	0	0	0	0	0	160	192	(32)
Voznesenka	10	9	12	8	10	6	6	10	7	12	6	12	7	5	120	111	9
West Homer	0	0	0	0	67	49	62	60	0	0	0	0	0	0	238	246	(8)
	243	632	616	672	640	675	712	668	680	667	631	624	654	611	8,725	8,881	(156)

History and Projections

YEAR	PRE-K	K	1	2	3	4	5	6	7	8	9	10	11	12	TOTAL	GROWTH
08/09	91	649	649	659	643	681	669	709	670	723	832	828	765	697	9,265	0.00%
09/10	88	670	643	670	653	641	697	684	724	684	808	802	723	683	9,170	-1.03%
10/11	195	663	668	659	666	657	629	707	695	725	694	723	748	719	9,148	-0.24%
11/12	176	663	654	666	660	656	673	634	711	694	729	689	706	772	9,083	-0.71%
12/13	223	691	661	652	685	689	661	670	631	722	701	730	662	687	9,065	-0.20%
13/14	215	692	666	660	644	663	668	644	670	636	695	682	729	668	8,932	-1.47%
14/15	197	697	691	670	664	644	676	690	653	679	636	684	667	726	8,974	0.47%
15/16	225	661	696	686	685	672	654	671	675	665	667	622	677	679	8,935	-0.43%
16/17	245	663	675	702	676	685	681	661	675	679	654	658	607	678	8,939	0.04%
17/18	248	686	655	670	684	692	694	692	647	659	660	656	646	606	8,895	-0.49%
18/19	236	637	686	645	693	702	675	699	673	643	642	665	653	633	8,882	-0.15%
19/20	243	632	616	672	640	675	712	668	680	667	631	624	654	611	8,725	-1.77%
20/21	0	665	642	622	667	636	695	702	672	686	662	625	629	670	8,573	-1.74%
21/22	0	654	669	645	615	666	650	675	713	672	684	666	643	668	8,620	0.55%
22/23	0	654	658	673	638	614	683	630	686	713	689	688	685	674	8,685	0.75%
23/24	0	659	658	662	666	631	630	663	641	686	701	693	707	716	8,713	0.32%
24/25	0	657	663	662	655	661	647	610	674	641	660	705	712	738	8,685	-0.32%



Enrollment History by Site

	08/09	09/10	10/11	11/12	12/13	13/14	14/15	15/16	16/17	17/18	18/19	19/20
Aurora Borealis Charter	184	182	183	194	186	193	188	182	194	197	194	183
Chapman	94	92	101	123	115	124	111	110	134	136	136	136
Connections	965	1,062	975	901	918	802	767	781	811	772	805	869
Cooper Landing	11	6	10	10	12	17	18	14	18	15	14	13
Fireweed Academy Charter	73	75	115	130	108	108	101	89	106	124	115	127
Homer Flex	35	37	25	37	33	33	30	37	38	30	39	28
Homer High	407	375	376	393	384	377	380	359	373	390	389	372
Homer Middle	183	202	215	190	182	186	194	187	187	186	194	175
Hope	10	17	13	12	17	18	22	16	17	17	17	16
Kachemak Selo	93	89	91	75	64	63	58	49	48	45	43	38
Kaleidoscope Charter	233	248	246	248	252	251	254	255	254	259	258	260
K-Beach	422	433	427	405	374	389	385	418	407	395	414	444
Kenai Alternative	101	93	106	92	83	90	73	81	80	82	74	67
Kenai Central	513	524	505	514	511	518	469	478	444	450	463	434
Kenai Middle	364	360	367	357	367	348	377	369	374	344	366	373
Marathon	16	7	4	5	4	6	9	6	12	4	12	11
McNeil Canyon	137	136	120	126	136	131	120	116	127	124	117	122
Moose Pass	29	15	16	18	17	16	14	10	11	14	17	21
Mountain View	437	431	453	460	468	441	445	451	431	484	488	439
Nanwalek	70	74	80	78	79	78	79	76	79	76	75	78
Nikiski Middle/Senior	363	351	370	392	384	397	399	364	364	358	359	338
Nikiski North Star	383	403	417	369	360	362	366	372	378	367	337	342
Nikolaevsk	74	70	70	70	70	72	64	66	64	76	77	48
Ninilchik	164	171	186	161	141	139	150	138	125	109	114	119
Paul Banks	213	228	185	169	194	190	203	206	223	215	232	206
Port Graham	20	15	20	21	19	20	27	25	38	33	37	34
Razdolna	49	37	63	63	76	77	83	79	85	90	94	83
Redoubt	378	371	393	388	409	390	420	367	369	358	337	368
River City Academy	37	56	64	73	76	70	87	77	81	81	70	83
Seward Elem	264	276	278	286	336	338	305	313	304	307	304	289
Seward High	187	178	165	177	182	175	183	177	186	180	157	158
Seward Middle	89	91	94	78	83	81	128	142	122	114	122	143
Skyview High	450	377	333	363	323	261	-	-	-	-	-	-
Skyview Middle	-	-	-	-	-	-	384	418	409	403	410	404
Soldotna Elem	275	266	286	291	293	295	316	343	330	317	293	290
Soldotna High	529	534	508	494	472	531	570	560	533	546	532	685
Soldotna Middle	443	412	371	401	404	367	-	-	-	-	-	-
Soldotna Montessori Charter	161	160	160	165	164	165	153	162	162	167	165	164
Soldotna Prep	-	-	-	-	-	-	198	183	197	190	186	-
Spring Creek	27	21	19	11	-	-	-	-	-	-	-	-
Sterling	160	134	154	167	189	208	243	238	232	227	214	193
Susan B English	59	45	46	43	40	48	40	45	32	33	31	33
Tebughna	36	30	35	41	40	35	33	40	30	29	31	21
Tustumena	154	150	157	169	162	180	176	182	176	188	192	160
Voznesenka	117	100	104	102	107	110	118	114	106	107	111	120
West Homer Elem	256	236	242	221	231	232	234	240	248	256	246	238
	9,265	9,170	9,148	9,083	9,065	8,932	8,974	8,935	8,939	8,895	8,881	8,725

Enrollment Projection by Site

School	Capacity (cap)	19/20		20/21		21/22		22/23		23/24		24/25	
		actual	% cap	actual	% cap	actual	% cap	actual	% cap	actual	% cap	actual	% cap
Aurora Borealis Charter	*	183	N/A	182	N/A	183	N/A	184	N/A	184	N/A	184	N/A
Chapman	150	136	91%	130	87%	130	87%	130	87%	135	90%	138	92%
Connections	**	869	N/A	810	N/A	762	N/A	739	N/A	730	N/A	720	N/A
Cooper Landing	40	13	33%	14	35%	14	35%	15	38%	16	40%	15	38%
Fireweed Academy Charter	*	127	N/A	117	N/A	118	N/A	123	N/A	121	N/A	121	N/A
Homer Flex	75	28	37%	30	40%	30	40%	30	40%	30	40%	30	40%
Homer High	600	372	62%	398	66%	396	66%	423	71%	422	70%	405	68%
Homer Middle	360	175	49%	182	51%	190	53%	168	47%	168	47%	178	49%
Hope	100	16	16%	16	16%	16	16%	17	17%	15	15%	14	14%
Kachemak Selo	100	38	38%	41	41%	41	41%	41	41%	40	40%	41	41%
Kaleidoscope Charter	*	260	N/A	260	N/A	260	N/A	260	N/A	260	N/A	260	N/A
K-Beach	400	444	111%	450	113%	452	113%	433	108%	437	109%	436	109%
Kenai Alternative	125	67	54%	52	42%	65	52%	65	52%	65	52%	65	52%
Kenai Central	800	434	54%	455	57%	488	61%	500	63%	518	65%	520	65%
Kenai Middle	500	373	75%	400	80%	387	77%	372	74%	353	71%	347	69%
Marathon	10	11	110%	10	100%	10	100%	10	100%	10	100%	10	100%
McNeil Canyon	260	122	47%	122	47%	122	47%	120	46%	125	48%	123	47%
Moose Pass	50	21	42%	23	46%	26	52%	27	54%	24	48%	23	46%
Mountain View	430	439	102%	411	96%	406	94%	405	94%	404	94%	405	94%
Nanwalek	60	78	130%	78	130%	78	130%	78	130%	76	127%	73	122%
Nikiski Middle/Senior	600	338	56%	350	58%	363	61%	374	62%	375	63%	366	61%
Nikiski North Star	430	342	80%	312	73%	304	71%	301	70%	301	70%	308	72%
Nikolaevsk	175	48	27%	40	23%	38	22%	35	20%	33	19%	34	19%
Ninilchik	300	119	40%	111	37%	107	36%	104	35%	104	35%	105	35%
Paul Banks	270	206	76%	174	64%	177	66%	180	67%	180	67%	179	66%
Port Graham	50	34	68%	34	68%	36	72%	37	74%	37	74%	39	78%
Razdolna	50	83	166%	87	174%	89	178%	84	168%	80	160%	82	164%
Redoubt	400	368	92%	344	86%	335	84%	338	85%	327	82%	317	79%
River City Academy	***	83	N/A	85	N/A	85	N/A	84	N/A	75	N/A	69	N/A
Seward Elem	450	289	64%	247	55%	240	53%	245	54%	237	53%	240	53%
Seward High	400	158	40%	160	40%	170	43%	179	45%	195	49%	201	50%
Seward Middle	140	143	102%	154	110%	145	104%	134	96%	130	93%	120	86%
Skyview Middle	500	404	81%	401	80%	435	87%	464	93%	452	90%	444	89%
Soldotna Elem	470	290	62%	251	53%	246	52%	246	52%	249	53%	252	54%
Soldotna 10-12	800	685	86%	726	91%	759	95%	815	102%	872	109%	887	111%
Soldotna Montessori Charter	*	164	N/A	166	N/A	166	N/A	166	N/A	166	N/A	166	N/A
Sterling	270	193	71%	187	69%	195	72%	201	74%	200	74%	202	75%
Susan B English	200	33	17%	36	18%	39	20%	43	22%	47	24%	50	25%
Tebughna	125	21	17%	21	17%	21	17%	21	17%	21	17%	20	16%
Tustumena	400	160	40%	150	38%	138	35%	130	33%	133	33%	129	32%
Voznesenka	150	120	80%	121	81%	125	83%	125	83%	132	88%	132	88%
West Homer Elem	450	238	53%	235	52%	233	52%	239	53%	234	52%	235	52%
		<u>8,725</u>		<u>8,573</u>		<u>8,620</u>		<u>8,685</u>		<u>8,713</u>		<u>8,685</u>	

* Charter Schools are housed in the district according to the terms of their contract, which is based on available space in existing facilities.

** Connections Program does not require space to house students.

*** River City Academy housed at Skyview Middle

Enrollment Projection by Area

School	Capacity (cap)	19/20		20/21		21/22		22/23		23/24		24/25	
		Actual	% cap	% cap	% cap	% cap	% cap	% cap	% cap	% cap	% cap		
Homer Area													
Chapman	150	136	91%	130	87%	130	87%	130	87%	135	90%	138	92%
Fireweed Academy Charter	*	127	N/A	117	N/A	118	N/A	123	N/A	121	N/A	121	N/A
Homer Flex	75	28	37%	30	40%	30	40%	30	40%	30	40%	30	40%
Homer High	600	372	62%	398	66%	396	66%	423	71%	422	70%	405	68%
Homer Middle	360	175	49%	182	51%	190	53%	168	47%	168	47%	178	49%
Kachemak Selo	100	38	38%	41	41%	41	41%	41	41%	40	40%	41	41%
McNeil Canyon	260	122	47%	122	47%	122	47%	120	46%	125	48%	123	47%
Nikolaevsk	175	48	27%	40	23%	38	22%	35	20%	33	19%	34	19%
Ninilchik	300	119	40%	111	37%	107	36%	104	35%	104	35%	105	35%
Paul Banks	270	206	76%	174	64%	177	66%	180	67%	180	67%	179	66%
Razdolna	50	83	166%	87	174%	89	178%	84	168%	80	160%	82	164%
Voznesenka	150	120	80%	121	81%	125	83%	125	83%	132	88%	132	88%
West Homer Elem	450	238	53%	235	52%	233	52%	239	53%	234	52%	235	52%
Kenai Area													
Aurora Borealis Charter	*	183	N/A	182	N/A	183	N/A	184	N/A	184	N/A	184	N/A
Kaleidoscope Charter	*	260	N/A	260	N/A	260	N/A	260	N/A	260	N/A	260	N/A
Kenai Alternative	125	67	54%	52	42%	65	52%	65	52%	65	52%	65	52%
Kenai Central	800	434	54%	455	57%	488	61%	500	63%	518	65%	520	65%
Kenai Middle	500	373	75%	400	80%	387	77%	372	74%	353	71%	347	69%
Mountain View	430	439	102%	411	96%	406	94%	405	94%	404	94%	405	94%
Nikiski Area													
Nikiski Middle/Senior	600	338	56%	350	58%	363	61%	374	62%	375	63%	366	61%
Nikiski North Star	430	342	80%	312	73%	304	71%	301	70%	301	70%	308	72%
Seward Area													
Moose Pass	50	21	42%	23	46%	26	52%	27	54%	24	48%	23	46%
Seward Elem	450	289	64%	247	55%	240	53%	245	54%	237	53%	240	53%
Seward High	400	158	40%	160	40%	170	43%	179	45%	195	49%	201	50%
Seward Middle	140	143	102%	154	110%	145	104%	134	96%	130	93%	120	86%
Soldotna Area													
Cooper Landing	40	13	33%	14	35%	14	35%	15	38%	16	40%	15	38%
K-Beach	400	444	111%	450	113%	452	113%	433	108%	437	109%	436	109%
Redoubt	400	368	92%	344	86%	335	84%	338	85%	327	82%	317	79%
River City Academy	***	83	N/A	85	N/A	85	N/A	84	N/A	75	N/A	69	N/A
Skyview Middle	500	404	81%	401	80%	435	87%	464	93%	452	90%	444	89%
Soldotna Elem	470	290	62%	251	53%	246	52%	246	52%	249	53%	252	54%
Soldotna High	800	685	86%	726	91%	759	95%	815	102%	872	109%	887	111%
Soldotna Montessori Charter	*	164	N/A	166	N/A	166	N/A	166	N/A	166	N/A	166	N/A
Sterling	270	193	71%	187	69%	195	72%	201	74%	200	74%	202	75%
Tustumena	400	160	40%	150	38%	138	35%	130	33%	133	33%	129	32%
Other Locations													
Connections	**	869	N/A	810	N/A	762	N/A	739	N/A	730	N/A	720	N/A
Hope	100	16	16%	16	16%	16	16%	17	17%	15	15%	14	14%
Marathon	10	11	110%	10	100%	10	100%	10	100%	10	100%	10	100%
Nanwalek	60	78	130%	78	130%	78	130%	78	130%	76	127%	73	122%
Port Graham	50	34	68%	34	68%	36	72%	37	74%	37	74%	39	78%
Susan B English	200	33	17%	36	18%	39	20%	43	22%	47	24%	50	25%
Tebughna	125	21	17%	21	17%	21	17%	21	17%	21	17%	20	16%
		8,725		8,573		8,620		8,685		8,713		8,685	

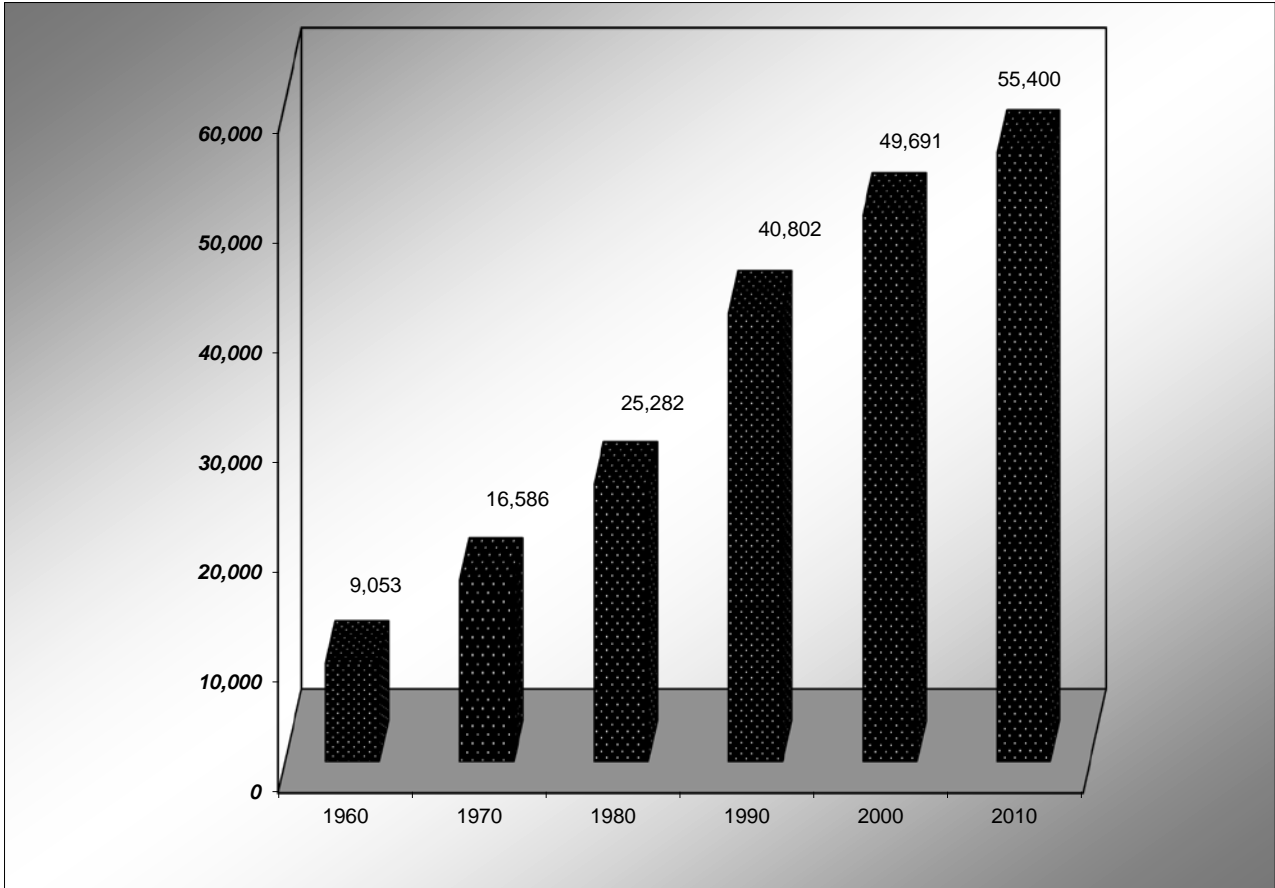
* Charter Schools are housed in the district according to the terms of their contract, which is based on available space in existing facilities.

** Connections Program does not require space to house students.

*** River City Academy is housed at Skyview Middle.

Borough Population 1960-2010

	1960	1970	1980	1990	2000	2010
Homer	800	1,083	2,209	3,660	3,946	5,003
Kenai	778	3,533	4,324	6,327	6,942	7,100
Seward	1,891	1,587	1,843	2,699	2,830	2,693
Soldotna	332	1,202	2,320	3,482	3,759	4,163
Total Borough Population	9,053	16,586	25,282	40,802	49,691	55,400



Source: Alaska Department of Labor

Historical Data

Although borough population shows a 10.34% increase from 2009 to 2018, KPBSD enrollment has decreased 3.99% in this same period. Enrollment has declined from a high of 10,384 in 1998 to 8,895 in 2018, a reduction of over 14.34%. In 1998, enrollment was around 21.5% of the total population, but that percentage has declined to 15% of the total population for 2018.

Comparison of KPBSD Average Daily Membership (ADM) to total borough population:

Year	KPBSD ADM	KPB Total Population*	% of Total
2018	8,895	58,471	15.21%
2017	8,939	58,024	15.47%
2016	8,935	57,763	15.21%
2015	8,974	57,147	15.70%
2014	8,932	56,862	15.71%
2013	9,065	56,756	15.97%
2012	9,083	56,369	16.11%
2011	9,148	55,400	16.51%
2010	9,170	53,578	17.12%
2009	9,265	52,990	17.48%

* Population figures obtained from State of Alaska Department of Commerce, Community and Economic Development, commissioner's certification of municipal populations. Figures have been updated with the most current available data.