

Kenai Peninsula Borough School District Board of Education Meeting Agenda

November 6, 2006 - 7:00 p.m.
Regular Meeting

Seward High School
2100 Swetmann, Seward, Alaska

SCHOOL BOARD MEMBERS:

Mrs. Debra Mullins
Mrs. Sammy Crawford
Mr. Marty Anderson
Dr. Nels Anderson
Mrs. Debbie Brown
Mr. Bill Hatch
Mrs. Lynn Hohl
Mrs. Sunni Hilts
Ms. Liz Downing
Miss Lydia Ames, Student Representative

Worksessions

3:15 p.m. [Charter School Oversight Committee Report \(Fireweed Charter Request\)](#) - *Structure*
3:30 p.m. [Budget Process](#) *Structure*
4:00 p.m. [Class Size Report](#) - *Accountability*
4:30 Public [Employee Retirement System](#) - *Conduct*
5:00 [Kenai Conversations](#) - *Vision*

A-G-E-N-D-A

1. Opening Activities

- a. Call to Order
- b. Pledge of Allegiance/National Anthem/Alaska Flag Song
- c. Roll Call
- d. Approval of Agenda
- e. [Approval of Minutes/October 23, 2006](#)

2. Awards and Presentations

3. School Reports - *Accountability*

- a. Seward High School - Ms. Ginger Blackmon

4. Public Presentations (Items not on agenda, 3 minutes per speaker, 30 minutes aggregate)

5. Hearing of Delegations

6. Communications and Petitions

7. Advisory Committee, Site Councils and/or P.T.A., K.P.A.A., K.P.E.A., K.P.E.S.A., Borough Assembly

8. Superintendent's Report - *Accountability*

9. Reports - *Accountability*

- a. Board Reports
- b. Board Worksession Report
- c. [Class Size Report](#)

10. Action Items

- a. Consent Agenda
- (1) [Approval of Long-term Substitute Teacher Contracts](#) – *Structure*
 - (2) [Approval of Resignations](#) – *Structure*
- b. Finance
- (1) [Approval of Elected Officials Withdrawal from PERS](#)

11. First Reading of Policy Revisions

12. Public Presentations/Comments (Individuals are limited to three minutes each on the topic(s) listed below or on any topic.)

13. Board Comments (Individual Board member comments are limited to three minutes.)

14. Executive Session (If needed)

15. Adjourn

* * * * *

Copies of agenda items are available just prior to the meeting in the back of the room or visit our website at <http://www.kpbsd.k12.ak.us>.



KENAI PENINSULA BOROUGH SCHOOL DISTRICT

Assistant Superintendent

Glen Szymoniak

148 North Binkley Street Soldotna, Alaska 99669

Phone (907) 714-8888 Fax (907) 262-5867

Email gszymoniak@kpbsd.k12.ak.us

October 31, 2006

TO: Board of Education

FROM: Glen Szymoniak, Assistant Superintendent

SUBJECT: Fireweed Academy Proposal

On October 23, 2006, the Board approved the Fireweed Academy Charter School proposal that involved sharing space at West Homer Elementary School. At that time, Fireweed also proposed increasing their enrollment to include higher grade levels, suggesting they share space at Homer Middle School. This latter portion of the proposal is slated for Board action on November 20.

A special public meeting was scheduled where Fireweed Academy was given the opportunity to present a proposal for sharing space with Homer Middle School. Invitations to participate in the meeting went out to the general public, the Homer Middle School Site Council, and to the Charter School Oversight Committee. The purpose of the meeting was to provide Fireweed Academy an opportunity to present their reasoning for requesting use of Homer Middle School, and that this move would be advantageous to all parties involved. On Monday, October 30, approximately 30 people attended the special meeting. Liz Downing and I attended in person; Bill Hatch and Melody Douglas connected telephonically.

A short worksession is scheduled for the November 6, 2006 Board meeting to update Board members on the Charter School Oversight Committee meeting with Fireweed Academy Charter School.

A written request to Fireweed Academy was also made, asking that the Board be presented with a comprehensive written proposal for program expansion and sharing space at Homer Middle School, to be received by the Board Secretary no later than noon on October 31, 2006. As of 2:30 p.m. on October 31, the written proposal has not been received; therefore it is not included in the packet mailing.



KENAI PENINSULA BOROUGH SCHOOL DISTRICT

Finance

Melody Douglas, Chief Financial Officer
148 North Binkley Street Soldotna, Alaska 99669-7553
Phone (907) 714-8888 Fax (907) 262-5867
Email mdouglas@kpbsd.k12.ak.us

October 29, 2006

MEMORANDUM

TO: Board of Education

FROM: Melody Douglas, CFO *Melody Douglas*

SUBJECT: Work Session – FY08 Budget Process

It seems every year has its own budget challenge and this year's process will be no different. In fact, this year's situation might be considered the most challenging yet, given the action of the Alaska Management Retirement Board to establish employer retirement contribution rates at the actuary's recommended rates. It will be necessary for the District to be actively involved in seeking a legislative remedy for addressing the financially crippling increased costs for employee retirement benefits.

Also, it remains to be seen what will happen relative to the area cost differential.

Utility rate increases of about 25% for natural gas and 6% for electricity are anticipated beginning in January 2007. In addition to an adjustment to the FY07 budget to account for these increases, these rates will need to be used in developing the FY08 budget.

The following information is presented for your consideration:

- September - Conduct budget information meetings at school staff meetings
- October - Draft Legislative Agenda relative to budget issues
- Develop Enrollment Projection
- Develop Revenue Projection
- November - Develop Staffing Formulas
- Enrollment and Staffing Projections reported to Board
- Develop public survey questions
- Determine public and legislative strategies for FY08 Preliminary Budget
- Refine process whereby public can submit budget suggestions and comments through the District's website
- December - Develop administrative Preliminary Budget recommendation(s)
- Conduct public budget survey
- Develop budget FAQ's to post to the District's website

- January
- Board of Education budget work session - Preliminary Budget
 - Joint Board of Education/Assembly budget work session
 - Public Budget Forums; Homer, Seward and Central Peninsula
- February
- Board of Education budget work-session
- March
- FY08 Draft Budget presented to Board of Education
- April
- Board of Education approval of FY08 Budget
 - KPB Assembly acts on Budget Resolution
 - KPB Assembly introduces Budget Ordinance
- May
- KPB Assembly acts on Budget Ordinance



KENAI PENINSULA BOROUGH SCHOOL DISTRICT

Sam Stewart, Assistant Superintendent
148 North Binkley Street Soldotna, Alaska 99669-7553
Phone (907) 714-8858 Fax (907) 262-5867
Email: sstewart@kpbsd.k12.ak.us

Item 9c

Memorandum

To: Board of Education

From: Sam Stewart, Assistant Superintendent

Date: October 31, 2006

Re: Class Size Enrollment Report 2006/2007

The annual Class Size Enrollment Report is an important data set because it provides a cross check with student projections and staffing decisions. In a time of declining enrollment, it is essential to have information to analyze the actual number of students in each class or course and teachers assigned in the schools. The size and configuration of our schools makes comparisons difficult. It is important to view each school individually, as well as compare schools of similar size. In addition to the Class Size Report, information is included that lists the Number of Sections for each school; a Class Size Comparison by Year for the last four years; and a Comparison of Pupil Teacher Ratios (PTR). The PTR comparison is one way to look at equitable staffing in all our schools. It is, however, an important comparison because approximately 80% of our budget is in employee salaries. The information provided in the report displays individual school sites. For the purpose of analysis, we elected to group schools in the same way that the Human Resources Department does for staffing purposes. The groupings are as follows:

- large high schools
- middle schools
- elementary and K-8 schools
- small schools, and
- other schools

Additionally, in the communities of Kenai, Nikiski, Seward, Soldotna, and Homer, schools were placed in similar tables. Please keep in mind that whenever data are aggregated, there is a risk in making unfair comparisons. For instance, it is more difficult to staff smaller schools because they are inherently less efficient to operate than larger schools.

Attachment: [KPBSD Annual Class Size Enrollment Report 2006-07 Summary](#)
[School/Class Enrollment Count as of 9/28/05](#)
[School/Class Enrollment Count Revised 11/06/06](#)

KPBSD Annual Class Size Enrollment Report - 2006/2007				
SCHOOL	Cert. FTE*	Enrollment	Class Size Average	Pupil/Teacher Ratio
Large High Schools				
Homer High	22.50	380	24.0	16.9
Kenai Central High	22.60	508	25.4	22.5
Nikiski High	10.45	242	24.1	23.2
Skyview High	22.85	447	23.9	19.6
Seward High	11.65	207	17.9	17.8
Soldotna High	25.45	525	22.9	20.6
TOTAL	115.50	2,309.0		20.0
Middle Schools				
Homer Middle	8.75	207	28.4	23.7
Kenai Middle	17.00	375	25.0	22.1
Nikiski Middle	7.55	137	21.1	18.1
Seward Middle	4.85	90	22.5	18.6
Soldotna Middle	21.50	473	24.2	22.0
TOTAL	59.65	1,282.0		21.5
Elementary Schools K-8				
Chapman	7.00	125	19.6	17.9
K-Beach	20.00	455	22.8	22.8
McNeil Canyon	5.50	122	20.3	22.2
Mt. View	10.00	235	23.5	23.5
Nikiski North Star El	16.00	397	24.8	24.8
Paul Banks	9.00	196	21.8	21.8
Redoubt	17.50	382	22.5	21.8
Sears	9.00	199	22.1	22.1
Seward Elementary	12.00	272	22.7	22.7
Soldotna Elementary	11.00	245	22.3	22.3
Sterling	8.00	180	22.5	22.5
Tustumena	7.00	171	24.4	24.4
West Homer Elementary	10.00	223	22.3	22.3
TOTAL	142.00	3,202		22.5
Small Schools				
Cooper Landing	1.00	11	11.0	11.0
Hope	1.00	15	15.0	15.0
Kachemak Selo	5.00	88	17.2	17.6
Moose Pass	2.00	29	14.5	14.5
Nanwalek	3.50	65	18.0	18.6
Nikolaevsk	4.60	60	13.7	13.0
Ninilchik	9.75	157	15.0	16.1
Pt. Graham	1.00	20	9.3	20.0
Razdolna	2.00	36	12.7	18.0
S.B. English	4.60	66	12.2	14.3
Tebughna	3.50	45	11.5	12.9
Voznesenka	8.50	125	15.7	14.7
TOTAL	46.45	717		15.4
Charter Schools				
Aurora Borealis	10.00	178	15.9	17.8
Fireweed	4.00	66	16.5	16.5
Kaleidoscope	7.00	161	22.7	23.0
Soldotna Montessori	7.00	161	23.0	23.0
TOTAL	28.00	566.0		20.2
Other Schools				
Connections	7.00	828	103.5	118.3
Homer Flex	3.00	37	10.8	12.3
Kenai Alternative	5.00	86	17.6	17.2
Spring Creek	3.50	36	12.0	10.3

* FTE = Full Time Equivalent

Class Size Average = sum of the # of students enrolled in classes divided by the # of classes

Pupil/Teacher Ratio (PTR) = total of school enrollment divided by the FTE

KPBSD Annual Class Size Enrollment Report

SCHOOL	Cert. FTE*						Enrollment						Class Size Average						P/T Ratio					
	01-02	02-03	03-04	04-05	05-06	06-07	01-02	02-03	03-04	04-05	05-06	06-07	01-02	02-03	03-04	04-05	05-06	06-07	01-02	02-03	03-04	04-05	05-06	06-07
Large High Schools																								
Homer High	24.0	24.0	22.8	21.5	23.4	22.5	488	485	487	452	466	380	22.4	22.9	23.4	25.0	24.2	24.0	20.3	20.2	21.4	21.0	19.9	16.9
Kenai Central High	23.9	25.9	23.1	22.5	23.0	22.6	530	545	502	504	488	508	24.2	23.0	23.8	25.9	25.6	25.4	22.2	21.0	21.8	22.4	21.2	22.5
Skyview High	28.4	29.1	26.7	23.5	24.9	22.9	631	611	531	523	528	447	24.6	23.4	22.6	25.8	25.8	23.9	22.2	21.0	19.9	22.3	21.2	19.6
Soldotna High	26.1	25.5	21.7	22.5	26.0	25.5	540	524	487	503	507	525	21.4	22.4	25.1	26.1	25.2	22.9	20.7	20.6	22.4	22.4	19.5	20.6
7-12 High Schools																								
Nikiski High	23.5	16.6	12.5	12.4	11.2	10.5	503	331	317	283	266	242	22.4	20.9	23.2	24.3	27.3	24.1	21.4	19.9	25.5	22.8	23.8	23.2
Seward High	20.6	13.8	12.5	11.8	12.0	11.7	409	285	276	234	214	207	20.3	20.9	20.9	21.2	20.3	17.9	19.9	20.7	22.1	19.9	17.8	17.8
Middle Schools																								
Homer Middle	12.0	11.5	10.8	10.4	9.5	8.8	229	236	230	241	208	207	23.0	23.8	28.2	25.6	21.7	28.4	19.1	20.5	21.3	23.2	21.9	23.7
Kenai Middle	20.5	19.0	16.1	16.5	17.5	17.0	432	354	364	357	382	375	22.3	21.9	26.6	24.8	25.1	25.0	21.1	18.6	22.6	21.6	21.8	22.1
Nikiski Middle	^	7.5	8.2	6.0	5.8	7.6	^	168	167	129	123	137	^	23.4	22.2	25.0	23.2	21.1	^	22.4	20.4	21.5	21.2	18.1
Seward Middle	^	7.3	5.8	5.5	5.0	4.9	^	122	123	112	108	90	^	19.9	20.3	21.4	21.6	22.5	^	16.8	21.4	20.4	21.6	18.6
Soldotna Middle	26.0	26.9	22.5	23.9	22.9	21.5	572	540	523	512	515	473	24.3	22.3	26.7	24.7	25.6	24.2	22.0	20.1	23.2	21.5	22.5	22.0
Elementary Schools																								
K-8																								
Chapman	8.5	7.4	8.0	7.5	6.5	7.0	154	148	143	134	113	125	17.1	19.0	15.8	19.7	16.3	19.6	18.1	20.1	17.9	17.9	17.4	17.9
K-Beach	19.0	19.0	16.0	17.0	19.0	20.0	452	436	408	434	449	455	23.8	22.9	25.5	25.5	23.6	22.8	23.8	22.9	25.5	25.5	23.6	22.8
McNeil Canyon	5.0	5.0	4.5	5.0	6.5	5.5	111	114	114	124	117	122	22.2	22.8	19.0	24.8	19.5	20.3	22.2	22.8	25.3	24.8	18.0	22.2
Mt. View	15.0	15.0	14.0	12.0	12.0	10.0	360	344	335	325	285	235	24.0	22.9	23.9	27.1	23.8	23.5	24.0	22.9	23.9	27.1	23.8	23.5
Nikiski North Star				16.0	17.0	16.0				389	392	397				24.3	23.1	24.8				24.3	23.1	24.8
Nikiski Elementary	9.0	8.0	8.0	**	**	**	188	199	179	**	**	**	20.9	24.9	22.4	**	**	**	20.9	24.9	22.4	**	**	**
North Star	12.0	11.0	9.0	**	**	**	278	273	224	**	**	**	23.2	24.8	24.9	**	**	**	23.2	24.8	24.9	**	**	**
Paul Banks	10.5	9.5	9.0	10.0	10.0	9.0	193	206	206	215	205	196	19.3	22.9	22.9	21.5	20.5	21.8	18.4	21.7	22.9	21.5	20.5	21.8
Redoubt	18.0	17.5	16.0	16.0	18.0	17.5	426	413	408	412	400	382	23.7	22.9	25.5	25.8	22.2	22.5	23.7	23.6	25.5	25.8	22.2	21.8
Sears	16.0	14.0	12.0	10.0	10.0	9.0	348	299	289	232	199	199	21.8	21.4	24.1	23.2	19.9	22.1	21.8	21.4	24.1	23.2	19.9	22.1
Seward Elementary	16.0	15.0	14.0	11.5	13.0	12.0	345	353	318	302	291	272	21.6	23.5	22.7	25.2	22.4	22.7	21.6	23.5	22.7	26.3	22.4	22.7
Soldotna Elementary	13.0	12.0	11.0	11.0	11.0	11.0	301	290	274	268	258	245	23.2	24.2	24.9	24.4	23.5	22.3	23.2	24.2	24.9	24.4	23.5	22.3
Sterling	10.5	10.0	9.0	8.0	8.0	8.0	237	219	204	202	178	180	23.7	21.9	22.7	25.3	22.3	22.5	22.6	21.9	22.7	25.3	22.3	22.5
Tustumena	10.5	9.5	8.0	7.0	7.0	7.0	256	230	205	167	169	171	23.3	23.0	25.6	23.9	24.1	24.4	24.4	24.2	25.6	23.9	24.1	24.4
West Homer	12.0	12.0	11.0	10.0	11.0	10.0	288	292	287	253	240	223	24.0	24.3	26.1	25.3	21.8	22.3	24.0	24.3	26.1	25.3	21.8	22.3

KPBSD Annual Class Size Enrollment Report

SCHOOL	Cert. FTE*						Enrollment						Class Size Average						P/T Ratio					
	01-02	02-03	03-04	04-05	05-06	06-07	01-02	02-03	03-04	04-05	05-06	06-07	01-02	02-03	03-04	04-05	05-06	06-07	01-02	02-03	03-04	04-05	05-06	06-07
Small Schools																								
Cooper Landing	2.8	2.0	1.0	1.0	1.0	1.0	33	21	13	12	11	11	11.0	10.5	13.0	12.0	11.0	11.0	11.8	10.5	13.0	12.0	11.0	11.0
Hope	2.0	1.0	1.0	1.0	1.0	1.0	11	14	20	14	12	15	5.5	14.0	20.0	14.0	3.9	15.0	5.5	14.0	20.0	14.0	12.0	15.0
Kachemak Selo	3.8	4.0	5.0	4.5	5.0	5.0	66	79	77	82	87	88	16.5	19.8	15.4	14.8	17.3	17.2	17.4	19.8	15.4	18.2	17.4	17.6
Moose Pass	3.3	3.0	3.0	2.0	2.0	2.0	46	43	33	37	33	29	15.3	14.3	11.0	18.5	16.5	14.5	13.9	14.3	11.0	18.5	16.5	14.5
Nanwalek	4.5	4.5	4.0	3.8	4.0	3.5	70	75	63	64	57	65	17.5	15.6	14.1	16.0	17.7	18.0	15.6	16.7	15.8	17.1	14.3	18.6
Pt. Graham	3.8	3.0	2.8	2.0	2.0	1.0	34	32	32	28	21	20	11.3	10.7	10.7	14.0	12.6	9.3	9.1	10.7	11.3	14.0	10.5	20.0
Razdolna	2.5	2.5	2.0	2.0	2.0	2.0	35	33	36	38	26	36	17.5	13.7	18.0	19.0	12.3	12.7	14.0	13.2	18.0	19.0	13.0	18.0
S.B. English	6.0	5.5	4.9	4.3	4.3	4.6	88	75	71	64	72	66	14.4	12.2	14.8	13.7	13.0	12.2	14.7	13.6	14.5	15.1	16.0	14.3
Tebughna	3.8	3.8	3.8	3.5	4.0	3.5	43	63	40	42	50	45	10.8	15.8	8.9	15.3	9.1	11.5	11.5	16.6	10.5	12.0	12.5	12.9
Small Schools																								
Nikolaevsk	6.5	7.2	5.8	5.3	5.0	4.6	120	101	89	73	68	60	18.4	16.1	16.1	15.9	13.1	13.7	18.5	14.0	15.3	13.9	13.6	13.0
Ninilchik	11.2	10.6	9.2	9.4	10.5	9.8	206	185	173	196	171	157	17.3	16.5	16.8	20.1	16.5	15.0	18.4	17.5	18.8	20.8	16.3	16.1
Voznesenka	8.8	8.9	8.2	7.0	8.0	8.5	137	138	133	130	127	125	16.8	16.5	16.4	18.2	17.7	15.7	15.6	15.5	16.3	18.6	15.9	14.7
Charter Schools																								
Aurora Borealis	6.0	8.0	9.0	10.0	9.0	10.0	130	156	170	178	180	178	21.7	22.3	21.3	19.8	20.0	15.9	21.7	19.5	18.9	17.8	20.0	17.8
Fireweed	2.0	2.0	2.0	2.0	3.0	4.0	27	31	30	34	50	66	13.5	15.5	15.0	17.0	16.7	16.5	13.5	15.5	15.0	17.0	16.7	16.5
Kaleidoscope	^^	^^	^^	4.0	5.0	7.0	^^	^^	^^	88	115	161	^^	^^	^^	22.0	23.0	22.7	^^	^^	^^	22.0	23.0	23.0
Soldotna Montessori	^^	2.0	4.0	5.0	6.0	7.0	^^	42	89	102	126	161	^^	21.0	22.3	20.4	21.0	23.0	^^	21.0	22.3	20.4	21.0	23.0
Other																								
Homer Flex	3.5	3.5	2.4	3.0	3.0	3.0	38	40	39	45	37	37	14.0	10.5	12.3	10.3	8.7	10.8	11.0	11.4	16.3	15.0	12.3	12.3
Kenai Alternative	4.7	5.3	4.5	4.5	5.5	5.0	69	78	79	57	70	86	12.8	12.3	18.2	12.2	12.9	17.6	14.7	14.9	17.6	12.7	12.7	17.2
Spring Creek	4.0	3.7	3.7	3.0	3.0	3.5	50	32	37	43	38	36	9.9	9.6	9.3	14.3	7.6	12.0	12.5	8.6	10.0	14.3	12.7	14.7

* FTE = Full Time Equivalent

** Nikiski El and North Star combined in SY2004/05 - Nikiski North Star

Class Size Average = sum of the # of students enrolled in classes divided by the # of classes

Pupil/Teacher Ratio (PTR) = total of school enrollment divided by the FTE

^Included with high school this year

^^Not open this year

KPBSD Annual Class Size Enrollment Report - 2006/2007			
BY GEOGRAPHICAL AREA			
AREA	Cert. FTE*	Enrollment	Pupil/Teacher Ratio
Homer Area Schools			
Chapman	7.0	125	17.9
Homer HS	22.5	380	16.9
Homer Middle	8.8	207	23.7
McNeil Canyon	5.5	122	22.2
Paul Banks	9.0	196	21.8
West Homer Elementary	10.0	223	22.3
TOTAL	62.8	1,253.0	20.0
Kenai Area Schools			
KCHS	22.6	508	22.5
Kenai Middle	17.0	375	22.1
Mt. View	10.0	235	23.5
Sears	9.0	199	22.1
TOTAL	58.6	1,317.0	22.5
Nikiski Area Schools			
Nikiski North Star El	16.0	397	24.8
Nikiski Middle	7.6	137	18.1
Nikiski High	10.5	242	23.2
TOTAL	34.0	776	22.8
Seward Area Schools			
Seward Elementary	12.0	272	22.7
Seward High	11.7	207	17.8
Seward Middle	4.9	90	18.6
TOTAL	28.5	569	20.0
Soldotna Schools			
Redoubt	17.5	382	21.8
Soldotna Elementary	11.0	245	22.3
SoHi	25.5	525	20.6
Soldotna Middle	21.5	473	22.0
TOTAL	75.5	1,625	21.5
Soldotna Area Schools			
K-Beach	20.0	455	22.8
Skyview	22.9	447	19.6
Sterling	8.0	180	22.5
Tustumena	7.0	171	24.4
TOTAL	57.9	1,253	21.7

KPBSD Districtwide Annual Class Size Enrollment Report (2006/2007)

SCHOOL	Number of Sections					
	1-9	10-14	15-19	20-24	25-29	30+
Aurora Borealis	2	10	2	6	0	0
Chapman	1	1	2	8	0	0
Cooper Landing	0	1	0	0	0	0
Fireweed Academy	0	0	4	0	0	0
Homer Flex	8	7	5	1	0	0
Homer High	2	8	20	32	30	18
Homer Middle	0	0	1	8	29	6
Hope	7	0	0	0	0	0
K-Beach	0	0	0	15	5	0
Kachemak Selo	0	1	14	0	0	0
Kenai Alternative	4	1	9	2	1	1
Kenai Central	4	6	14	29	35	32
Kenai Middle	0	1	0	44	43	13
McNeil Canyon	0	0	3	2	1	0
Moose Pass	0	1	1	0	0	0
Mt. View	0	0	2	4	4	0
Nanwalek	0	1	7	0	0	1
Nikiski North Star	0	0	0	9	7	0
Nikiski Middle	4	4	5	14	3	4
Nikiski Sr High	1	2	7	10	12	12
Nikolaevsk	7	2	2	4	0	0
Nililchik	7	10	4	10	2	0
Paul Banks	0	0	0	9	0	0
Port Graham	5	1	0	0	0	0
Razdolna	2	1	3	0	0	0
Redoubt	0	0	3	10	2	2
Sears	0	0	0	9	0	0
Seward Elementary	0	0	2	6	4	0
Seward High	13	9	10	17	13	4
Seward Middle	0	2	3	11	8	0
Skyview	2	6	18	32	37	22
Soldotna Elementary	0	0	2	7	2	0
Soldotna High	3	8	31	53	41	19
Soldotna Middle	0	6	22	42	33	27
Soldotna Montessori	0	0	0	7	0	0
Spring Creek	7	5	0	0	0	0
Sterling Elementary	0	1	1	4	2	0
Susan B. English	4	6	5	2	0	0
Tebughna	6	1	4	0	0	0
Tustumena	0	0	0	4	3	0
Voznesenka	4	9	8	1	4	0
West Homer	0	0	5	1	3	1
TOTAL	93	111	219	413	324	162

KPBSD Districtwide Annual Class Size Enrollment Report (2006 / 2007)						
BY SCHOOL TYPE						
SCHOOL	Number of Sections					
	1-9	10-14	15-19	20-24	25-29	30+
Elementary Schools						
Aurora Borealis	2	10	2	6	0	0
Chapman	1	1	2	8	0	0
K-Beach	0	0	0	15	5	0
Kaleidoscope	0	0	0	6	1	0
McNeil Canyon	0	0	3	2	1	0
Mt. View	0	0	2	4	4	0
Nikiski North Star	0	0	0	9	7	0
Paul Banks	0	0	0	9	0	0
Redoubt	0	0	3	10	2	2
Sears	0	0	0	9	0	0
Seward Elementary	0	0	2	6	4	0
Soldotna Elementary	0	0	2	7	2	0
Soldotna Montessori	0	0	0	7	0	0
Sterling Elementary	0	1	1	4	2	0
Tustumena	0	0	0	4	3	0
West Homer	0	0	5	1	3	1
TOTAL	3	12	22	107	34	3
Middle Schools						
Homer Middle	0	0	1	8	29	6
Kenai Middle	0	1	0	44	43	13
Nikiski Middle	4	4	5	14	3	4
Seward Middle	0	2	3	11	8	0
Soldotna Middle	0	6	22	42	33	27
TOTAL	4	13	31	119	116	50
High School						
Homer Flex	8	7	5	1	0	0
Homer High	2	8	20	32	30	18
Kenai Alternative	4	1	9	2	1	1
Kenai Central High	4	6	14	29	35	32
Nikiski High	1	2	7	10	12	12
Seward High	13	9	10	17	13	4
Skyview	2	6	18	32	37	22
Soldotna High	3	8	31	53	41	19
TOTAL	37	47	114	176	169	108
Other Schools						
Cooper Landing	0	1	0	0	0	0
Fireweed Academy	0	0	4	0	0	0
Hope	7	0	0	0	0	0
Kachemak Selo	0	1	14	0	0	0
Moose Pass	0	1	1	0	0	0
Nanwalek	0	1	7	0	0	1
Nikolaevsk	7	2	2	4	0	0
Ninilchik	7	10	4	10	2	0
Port Graham	5	1	0	0	0	0
Razdolna	2	1	3	0	0	0
Spring Creek	7	5	0	0	0	0
Susan B. English	4	6	5	2	0	0
Tebughna	6	1	4	0	0	0
Voznesenka	4	9	8	1	4	0
TOTAL	49	39	52	17	6	1

Kenai Peninsula Borough School District

School/Class Enrollment Count as of the fourth Thursday of September.

Please list your staff and their FTE. Complete the Enrollment section using the enrollment numbers as of the fourth Thursday of September. Don't worry about the

School name **CHAPMAN**

	Employee Name	FTE	Position/Grade	
Administration	CONLEY, SHARON	0.5	PRINCIPAL	
TOTAL		0.50		
Regular Ed	Certified			
		AUSTIN, DONNA	1.00	KINDERGARTEN
		CRUM, CHRISTINE	1.00	FIFTH GRADE
		HAUGH, JENNIFER	1.00	FOURTH GRADE
		JOHNSON, KIMBERLY	1.00	FIRST/SECOND GRADE
		SHAW, JULIE	1.00	SECOND/THIRD GRADE
		VAN HOOSER, GARY	0.50	SCIENCE/ GEOGRAPHY/ HIST
		HIPBSHMAN, LORRAINE	1.00	SIXTH GRADE
TOTAL		6.50		
Specialists				
Certified	VAN HOOSER, GARY	0.50	PE / MUSIC	
	WINDOW, CAROLYN	0.50	MUSIC	
<i>i.e., counselor, athletic director, librarian (pe & music for elementary schools only)</i>				
<i>DO NOT include Title I, Migrant, etc.</i>				
TOTAL		1.00		
GRAND TOTAL		8.00		

Elementary Students Enrolled	ENROLLMENT #'s (full time students)						
	Middle/High Students Enrolled per period						
	1st	2nd	3rd	4th	5th	6th	7th
19							
19			16				
13							
27							
16							
	22	22					
9			6				
103	22	22	22	0	0	0	0

Total Enrollment 125
(Unduplicated Count)

(Office Use Only)
Class Size Average 16.9
Pupil/Teacher Ratio 19.2

Number of Sections (office use only)
1-9 2 20-24 2
10-14 1 25-29 1
15-19 4 30+ 0

Kenai Peninsula Borough School District

School/Class Enrollment Count as of the fourth Thursday of September.

Please list your staff and their FTE. Complete the Enrollment section using the enrollment numbers as of the fourth Thursday of September. Don't worry about

School name **CONNECTIONS**

Administration	Employee Name	FTE	Position/Grade	ENROLLMENT #'s (full time students)									
	YOUNG, LEE	1	PRINCIPAL										
TOTAL				1.00									
Regular Ed	Certified			Students Enrolled	Middle/High Students Enrolled per period								
					1st	2nd	3rd	4th	5th	6th	7th		
				BOEDEKER, TANYA	1.00	GRADES 7 - 8	106						
				EVINS, GABE	1.00	GRADES 4-6	112						
				HICKS, MARY	0.50	SEWARD K-12	52						
				HOGUE, DOUGLAS	1.00	GRADES K - 3	128						
				KANT, NATALIE	1.00	GRADES 9-12	105						
				KLEINE, NANCY	1.00	GRADES 7-12	139						
				SZAJKOWSKI, JANET	1.00	GRADES K-6	133						
				VANDERWEGE, ROBERT	0.50	GRADES 9-12	53						
TOTAL				828	0	0	0	0	0	0	0	0	
				Total Enrollment		828							
				<i>(Unduplicated Count)</i>									
Specialists	Certified												
<i>i.e., counselor, athletic director, librarian (pe & music for elementary schools only)</i>													
<i>DO NOT include Title I, Migrant, etc.</i>													
TOTAL				0.00									
GRAND TOTAL				8.00									

(Office Use Only)
Class Size Average 103.5
Pupil/Teacher Ratio 118.3

Number of Sections *(office use only)*

1-9	0	20-24	0
10-14	0	25-29	0
15-19	0	30 +	8

Please list your staff and their FTE. Complete the Enrollment section using the enrollment numbers as of the fourth Thursday of September. Don't worry about the

School name **COOPER LANDING**

	Employee Name	FTE	Position/Grade
Administration	ERMOLD, CHRISTINE	0.2	PRINCIPAL
TOTAL		0.20	
Regular Ed			
Certified	GOSSARD, THOMAS	1.00	GENERALIST K - 8
TOTAL		1.00	
Specialists			
Certified			
<i>i.e., counselor, athletic director, librarian (pe & music for elementary schools only)</i>			
<i>DO NOT include Title I, Migrant, etc.</i>			
TOTAL		0.00	
GRAND TOTAL		1.20	

ENROLLMENT #'s (full time students)								
Elementary Students Enrolled	Middle/High Students Enrolled per period							
	1st	2nd	3rd	4th	5th	6th	7th	
11								
11	0	0	0	0	0	0	0	0
Total Enrollment				11				

(Unduplicated Count)

(Office Use Only)

Class Size Average	11.0
Pupil/Teacher Ratio	11.0

Number of Sections *(office use only)*

1-9	0	20-24	0
10-14	1	25-29	0
15-19	0	30 +	0

Kenai Peninsula Borough School District

School/Class Enrollment Count as of the fourth Thursday of September.

Please list your staff and their FTE. Complete the Enrollment section using the enrollment numbers as of the fourth Thursday of September. Don't worry about the

School name **FIREWEED ACADEMY**

Administration	Employee Name	FTE	Position/Grade	ENROLLMENT #'s (full time students)								
				Middle/High Students Enrolled per period								
TOTAL				0.00								
Regular Ed	Certified			Elementary Students Enrolled	1st	2nd	3rd	4th	5th	6th	7th	
					17							
					16							
					17							
					16							
TOTAL				4.00	66	0	0	0	0	0	0	0
					Total Enrollment 66 (Unduplicated Count)							
Specialists	Certified											
<i>i.e., counselor, athletic director, librarian (pe & music for elementary schools only)</i> DO NOT include Title I, Migrant, etc.												
TOTAL				0.00								
GRAND TOTAL				4.00								

(Office Use Only)

Class Size Average	16.5
Pupil/Teacher Ratio	16.5

Number of Sections (office use only)

1-9	0	20-24	0
10-14	0	25-29	0
15-19	4	30 +	0

Kenai Peninsula Borough School District

School/Class Enrollment Count as of the fourth Thursday of September.

Please list your staff and their FTE. Complete the Enrollment section using the enrollment numbers as of the fourth Thursday of September. Don't worry about the

School name **HOMER FLEX**

	Employee Name	FTE	Position/Grade
Administration	WESSEL, KAREN	0.50	PRINCIPAL
TOTAL		0.50	
Regular Ed			
 Certified	RASMUSSEN, HAROLD	0.50	GENERALIST/SOC STUD
	SZARAI, JEFF	1.00	GENERALIST/MATH/SCI
	VAIT, NANCY	1.00	READING/ LANG ARTS
	WESSEL, KAREN	0.50	TEACHER
TOTAL		3.00	
Specialists			
 Certified			
<i>i.e., counselor, athletic director, librarian (pe & music for elementary schools only)</i>			
<i>DO NOT include Title I, Migrant, etc.</i>			
TOTAL		0.00	
GRAND TOTAL		3.50	

Elementary Students Enrolled	ENROLLMENT #'s (full time students)						
	Middle/High Students Enrolled per period						
	1st	2nd	3rd	4th	5th	6th	7th
		14	8				
	21	12	17	18	7	7	2
	10	11	11	14	16	7	
				1	2	4	2
0	31	37	36	33	25	18	4

Total Enrollment 37
(Unduplicated Count)

(Office Use Only)
Class Size Average 9.7
Pupil/Teacher Ratio 12.3

Number of Sections (office use only)
1-9 **9** 20-24 **1**
10-14 **6** 25-29 **0**
15-19 **3** 30 + **0**

Kenai Peninsula Borough School District

School/Class Enrollment Count as of the fourth Thursday of September.

Please list your staff and their FTE. Complete the Enrollment section using the enrollment numbers as of the fourth Thursday of September. Don't worry about the

School name **HOMER HIGH**

Administration	Employee Name	FTE	Position/Grade	ENROLLMENT #'s (full time students)								
				Middle/High Students Enrolled per period							EARLY CLASSES	
TOTAL				2.00	1st	2nd	3rd	4th	5th	6th		7th
Regular Ed	Certified		AKERS, SCOT	1.00	MATH	29	12	24	26	22		
		CAMPBELL, SEAN	1.00	LANGUAGE ARTS	24	29	29		23	27		
		CASSERI, MARK	1.00	MATH	11	27	28	31		8		
		DODGE, NINE	1.00	GOV / FRENCH/WORK COOP	28		17	15	9	13		
		FOGG, PAM	1.00	MATH	26	13	18	22	25			
		HALSETH, ELLEN	1.00	ENGLISH	30	23		17	27	24		
		JACOBSON, DEBBIE	0.50	SCIENCE					19	18		
		JACOBSON, TIMOTHY	1.00	YRBOOK/WELDING/CON	19	22	22	25	24			
		JANNETTA, MEYGAN	1.00	ART	24	26	24	28	25			
		JAY, PATTY	1.00	GOV/ AP HISTORY			19	21	28	36	20	
		LOWE, VICKI	1.00	BIOLOGY	27		23	18	31	16		
		NISSLY, JASON	0.75	BAND	28	42	37					
		PERK, CHRIS	0.50	HEALTH			26	34				
		PITZMAN, GORDON	1.00	SPANISH		30	31	15		19	30	
		ROBERTS, FRANCES	1.00	MATH		16		20	23	13	35	
		ROBINSON, MARK	0.75	MUSIC	19	33	75					
		SHIELDS, PAT	1.00	VOC.ED/ SCIENCE			19	21	21	27	33	
		SPENCE-CHORMAN, DIANNE	1.00	SOC STUD		14	20	29	16		27	
		STINEFF, MATTHEW	1.00	SCIENCE		22		19	24	16	29	
		THOMAS-WOLF, MARIAH	1.00	LANGUAGE ARTS		24	26	13	23		29	
		THOMPSON, SHARON	1.00	SCIENCE		26		27	30	25	21	
		TODD, MICKEY	1.00	PE		24	27	39	26	35		
		WEBB, ESTHER	1.00	LANGUAGE ARTS		20	13	20		19	22	
WYATT, CAMRON	1.00	HISTORY/STAGECRAFT		21	23		30	18	21			
TOTAL				22.50	47	490	468	443	403	413	373	0
								total Enrollment 380				
								<i>(Unduplicated Count)</i>				
Specialists	Certified		HAMPSON, LINDA	1.00	COUNSELOR							
		<i>i.e., counselor, athletic director, librarian (pe & music for elementary schools only)</i>	LEE, MARCIA	0.50	LIBRARY							
			PERK, CHRIS	0.50	AD							
TOTAL				2.00								
GRAND TOTAL				26.50								

(Office Use Only)
Class Size Average 24.0
Pupil/Teacher Ratio 16.9

Number of Sections (office use only)

1-9	2	20-24	32
10-14	8	25-29	30
15-19	20	30 +	18

Kenai Peninsula Borough School District

School/Class Enrollment Count as of the fourth Thursday of September.

Please list your staff and their FTE. Complete the Enrollment section using the enrollment numbers as of the fourth Thursday of September. Don't worry about the

School name **HOMER MIDDLE**

Employee Name	FTE	Position/Grade	ENROLLMENT #'s (full time students)							
Administration BECK, DAN	1.00	PRINCIPAL								
TOTAL	1.00									
Regular Ed Certified			Elementary Students Enrolled	Middle/High Students Enrolled per period						
				1st	2nd	3rd	4th	5th	6th	7th
	BLANDING, MARGARET	1.00	MATH / SCIENCE	25	28	18			25	29
	CALHOUN, DAN	1.00	MATH	24	20	31			35	25
	DAUGHARTY, TIMOTHY	1.00	PE	28	29	23			22	25
	HAINES, SUZANNE	.25	SS							27
	HUDSON, SAUNDRA	1.00	SOC STUD/ TECH	21	28	27			26	26
	KANE PATRICIA	1.00	LANG ARTS / SOC STUD	27	24	27			28	23
	NEACE, HAL	1.00	SCIENCE	27	26	28			24	29
	NISSLY, JASON	0.25	BAND				41	38		
	PARLOW, TONIA	1.00	LANG ARTS	28	25	27			24	25
	ROBINSON, MARK	0.25	MUSIC				61	64		
	ROURKE, LINDA	1.00	ART / ENGLISH	26	27	26			23	
TOTAL	8.50		0	206	207	207	102	102	207	209
			Total Enrollment 207 (Unduplicated Count)							
Specialists Certified <i>i.e., counselor, athletic director, librarian (pe & music for elementary schools only)</i> <i>DO NOT include Title I, Migrant, etc.</i>										
MOORE, SUSAN	1.00	COUNSELOR								
TOTAL	1.00									
GRAND TOTAL	10.50									

<i>(Office Use Only)</i>	
Class Size Average	28.2
Pupil/Teacher Ratio	24.4

Number of Sections <i>(office use only)</i>			
1-9	0	20-24	10
10-14	0	25-29	27
15-19	1	30 +	6

Kenai Peninsula Borough School District
 School/Class Enrollment Count as of the fourth Thursday of September.

Please list your staff and their FTE. Complete the Enrollment section using the enrollment numbers as of the fourth Thursday of September. Don't worry

School name **HOPE**

Administration	Employee Name	FTE	Position/Grade
	HALVERSON, KEN	0.2	PRINCIPAL
TOTAL		0.20	
Regular Ed			
Certified	YOTER, ELENA	1.00	K - 12
TOTAL		1.00	
Specialists			
Certified			
<i>i.e., counselor, athletic director, librarian (pe & music for elementary schools only)</i>			
<i>DO NOT include Title I, Migrant, etc.</i>			
TOTAL		0.00	
GRAND TOTAL		1.20	

ENROLLMENT #'s (full time students)								
Elementary Students Enrolled	Middle/High Students Enrolled per period							
	1st	2nd	3rd	4th	5th	6th	7th	
9	6	6	6	6	6	6	6	
9	6	6	6	6	6	6	0	
Total Enrollment							15	
<i>(Unduplicated Count)</i>								

<i>(Office Use Only)</i>	
Class Size Average	15.0
Pupil/Teacher Ratio	15.0

Number of Sections <i>(office use only)</i>			
1-9	7	20-24	0
10-14	0	25-29	0
15-19	0	30 +	0

Please list your staff and their FTE. Complete the Enrollment section using the enrollment numbers as of the fourth Thursday of September. Don't worry about the

School name **KACHEMAK SELO**

Administration	Employee Name	FTE	Position/Grade	ENROLLMENT #'s (full time students)								
Administration	CREAMER, RANDY	0.5	PRINCIPAL									
TOTAL		0.50										
Regular Ed				Elementary Students Enrolled	Middle/High Students Enrolled per period							
Certified	BISHOP, SUZANNE	1.00	JUNIOR HIGH GENERALIST		1st	2nd	3rd	4th	5th	6th	7th	
	CREAMER, RANDY	0.50	GRADES 4-5	15	17		19	17	18	17		
	ROTHENBERGER, ANDREW	1.00	GENERALIST			18	17	18	17	18		
	STENGER, MICHELLE	1.00	GRADES K - 1	18								
	STOCKBURGER, JEAN	1.00	GRADES 2 - 3	13								
	WHITE, STAN	0.50	RUSSIAN		19	17						
TOTAL		5.00		46	36	35	36	35	35	35	0	
					Total Enrollment			88				
				<i>(Unduplicated Count)</i>								
Specialists												
Certified												
<i>i.e., counselor, athletic director, librarian (pe & music for elementary schools only)</i>												
<i>DO NOT include Title I, Migrant, etc.</i>												
TOTAL		0.00										
GRAND TOTAL		5.50										

(Office Use Only)

Class Size Average	17.2
Pupil/Teacher Ratio	17.6

Number of Sections *(office use only)*

1-9	0	20-24	0
10-14	1	25-29	0
15-19	14	30 +	0

Kenai Peninsula Borough School District

School/Class Enrollment Count as of the fourth Thursday of September.

Please list your staff and their FTE. Complete the Enrollment section using the enrollment numbers as of the fourth Thursday of September. Don't worry about the

School name **KALEIDOSCOPE**

Administration	Employee Name	FTE	Position/Grade	ENROLLMENT #'s (full time students)									
Regular Ed	Certified			Elementary Students Enrolled	Middle/High Students Enrolled per period								
					1st	2nd	3rd	4th	5th	6th	7th		
TOTAL		0.00											
	BOERSMA, SARA	1.00	GRADES 2 / 3	24									
	BRYSON, EILEEN	1.00	GRADES K	21									
	CASIANO, CHRISTINE	1.00	GRADE 1 / 2	26									
	KNUDSEN, MARY	1.00	GRADE 2	24									
	LAFFERTY, NANCY	1.00	GRADE K / 1	22									
	SHELDON, NICOLE	1.00	GRADE 3 / 4	21									
	STROH, KELLI	1.00	GRADE 3 / 4	21									
TOTAL		7.00		159	0	0	0	0	0	0	0	0	0
				Total Enrollment 161									
				<i>(Unduplicated Count)</i>									
Specialists	Certified												
	LARSON, ELAINE	0.50	MUSIC										
	ROMBERG, CYNTHIA	0.50	PE										
	COWGILL, LAURIE	1.00	LIBRARY/SCIENCE										
<i>i.e., counselor, athletic director, librarian (pe & music for elementary schools only)</i>													
<i>DO NOT include Title I, Migrant, etc.</i>													
TOTAL		2.00											
GRAND TOTAL		9.00											

<i>(Office Use Only)</i>	
Class Size Average	22.7
Pupil/Teacher Ratio	23.0

Number of Sections <i>(office use only)</i>		
1-9	0	20-24 6
10-14	0	25-29 1
15-19	0	30 + 0

Kenai Peninsula Borough School District

School/Class Enrollment Count as of the fourth Thursday of September.

Please list your staff and their FTE. Complete the Enrollment section using the enrollment numbers as of the fourth Thursday of September. Don't worry about the

School name **KALIFORNSKY BEACH**

	Employee Name	FTE	Position/Grade
Administration	STAVOLA, MELISSA	1	PRINCIPAL
TOTAL		1.00	
Regular Ed			
Certified	CHAMBERS, LISA	1.00	GRADE 5
	DANIELS, JASON	1.00	GRADE 4
	DAVIS, SANDRA	1.00	GRADE 5
	ERWIN, TANYA	1.00	GRADE 6
	FARIS, MATTHEW	1.00	GRADE 3 / 4
	FELCHLE, KRISTI	1.00	GRADE 1
	FURLONG, SHELLI	1.00	GRADE 3
	KAUFMAN, APRIL	1.00	KINDERGARTEN
	KLABEN, SUZANNE	1.00	GRADE 4
	KNECHT, KIMBERLY	1.00	GRADE 1
	KRIEGER, TINA	1.00	KINDERGARTEN
	LARSON-SWEENEY, GLORIA	1.00	GRADE 1
	MCBEE, DIANE	1.00	GRADE 3
	MCCOY, PAULA	1.00	GRADE 2
	MCCUBBINS, AUDRA	1.00	KINDERGARTEN
	MURPHY, LESLIE	1.00	GRADE 6
	PETERSON, IRMA	1.00	GRADE 2
	VEDDERS, BILL	1.00	GRADE 5
	WORSFOLD, SHELLIE	1.00	GRADE 4
	YOUNG, LINDA	1.00	GRADE 2
TOTAL		20.00	
Specialists			
Certified	BAGLEY, GRETCHEN	1.00	PE
	CLARK, KATHY	0.50	LIBRARY
<i>i.e., counselor, athletic director, librarian (pe & music for elementary schools only)</i>	HOUGLUM, TOM	1.00	MUSIC
<i>DO NOT include Title I, Migrant, etc.</i>			
TOTAL		2.50	
GRAND TOTAL		23.50	

Elementary Students Enrolled	ENROLLMENT #'s (full time students)						
	Middle/High Students Enrolled per period						
	1st	2nd	3rd	4th	5th	6th	7th
27							
21							
26							
26							
23							
20							
23							
22							
22							
20							
22							
22							
22							
21							
21							
27							
21							
28							
21							
20							
455	0	0	0	0	0	0	0

Total Enrollment
(Unduplicated Count)

(Office Use Only)
Class Size Average 22.8
Pupil/Teacher Ratio 0.0

Number of Sections (office use only)

1-9	0	20-24	15
10-14	0	25-29	5
15-19	0	30 +	0

Kenai Peninsula Borough School District

School/Class Enrollment Count as of the fourth Thursday of September.

Please list your staff and their FTE. Complete the Enrollment section using the enrollment numbers as of the fourth Thursday of September. Don't worry about the totals (areas in

School name **KENAI ALTERNATIVE**

Administration	Employee Name	FTE	Position/Grade	ENROLLMENT #'s (full time students)																
Regular Ed	Certified			Elementary Students Enrolled	Middle/High Students Enrolled per period															
					0	1st	2nd	3rd	4th	5th	6th	7th								
	WILBANKS, GREGG	0.50	PRINCIPAL																	
TOTAL																				
	DEGRAY, THOMAS	1.00	LANGUAGE ARTS / SCIENCE		15	14		76												
	EDWARDS-SMITH, DAWN	1.00	MATH / LA		25	18	19													
	HARDING, KEVIN	0.50	SOCIAL STUDIES			16	17													
	LARSON, ALLISON	1.00	MATH / SCIENCE		19	14	20													
	RONEY, VICKIE	1.00	LANGUAGE ARTS		16	15	30													
	WILBANKS, GREGG	0.50	LANGUAGE ARTS	16																
TOTAL				0	16	75	77	86	76	0	0	0	0	0	0	0	0	0	0	0
				Total Enrollment: 86 <i>(Unduplicated Count)</i>																
Specialists	Certified																			
<i>i.e., counselor, athletic director, librarian (pe & music for elementary schools only)</i>																				
<i>DO NOT include Title I, Migrant, etc.</i>																				
TOTAL																				
GRAND TOTAL																				

<i>(Office Use Only)</i>	
Class Size Average	22.0
Pupil/Teacher Ratio	17.2

Number of Sections <i>(office use only)</i>			
1-9	0	20-24	1
10-14	2	25-29	1
15-19	9	30 +	2

Kenai Peninsula Borough School District

School/Class Enrollment Count as of the fourth Thursday of September.

Please list your staff and their FTE. Complete the Enrollment section using the enrollment numbers as of the fourth Thursday of September. Don't worry about the

School name **KENAI CENTRAL**

	Employee Name	FTE	Position/Grade	
Administration	FIELDS, ALAN	1.00	PRINCIPAL	
	REESE, LOREN	1.00	ASST PRINCIPAL	
TOTAL		2.00		
Regular Ed	Certified			
		ANDERSON, BARBARA	1.00	MATH / SCIENCE
		BAYES, MICHELLE	1.00	SS / LANG ARTS
		BEESON, JIM	1.00	PE
		BERGHOLTZ, CHRISTINE	1.00	SCIENCE
		BOYLE, DAVID	1.00	LANGUAGE ARTS
		BRIGHTON, DAWN	1.00	YRKB / LA
		CARR, JUSTIN	1.00	LANGUAGE ARTS
		DELANEY, TIM	0.60	HEALTH
		FOLEY, KIM	1.00	HOME EC
		FREDERIC, RICK	1.00	SCIENCE
		HENDERSON, RENEE	1.00	MUSIC/PE
		HERRING, KATHLEEN	1.00	MATH
		JOHNSON, CHERYL	1.00	FRENCH / LA
		KIEL, NATE	1.00	SOC STUDE
		LEWIS, SANDRA	1.00	ART / PHOTO
		NABHOLZ, SUSAN	1.00	ENGLISH
		NYQUIST, BRAD	1.00	MATH
		PATAT, DAVID	1.00	SCIENCE
		PEEK, SCOTT	1.00	MATH
		SCHOESSLER, STEVE	0.50	VOC ED
		SIEVERT, LAURA	1.00	SPANISH
		SOUNART, DEBORAH	0.50	MUSIC
WENDT, HEATHER	1.00	PE / COMPUTERS		
WIDAMAN, MATTHEW		VOC ED		
ZORBAS, GREGORY	1.00	SOC STUDE		
TOTAL		22.60		

Elementary Students Enrolled	ENROLLMENT #'s (full time students)						
	Middle/High Students Enrolled per period						
	1st	2nd	3rd	4th	5th	6th	7th
	15	21		30	32	33	
	27	31		30	22	17	
		27	21	33	32	24	
	27	32		26	30	15	
	30	25	29	16	24		
	20	28		31	29	11	
	21	26	27		36	11	
		28	23	33			
		21	22	21	25	25	
	29	29	29	31		31	
	34	33	70	20		51	
	32	29	32	28		29	
	20		29	13	20	14	
	25	27	20		21	24	
		17	20	22	20	24	
	21		20	21	26	30	
	24		17	18	22	18	
	27		34	29	28	25	
	20	26	17	21	25		
	17	16	16				
	30	26	31	1	35	21	
	29		30	32	15	25	
			7	7	11	6	
	26	29		32	31	29	
0	474	471	494	495	484	463	0

Total Enrollment: 495
(Unduplicated Count)

	Employee Name	FTE	Position/Grade	
Specialists	Certified			
		DELANEY, TIM	0.40	AD
		LAWYER, PATTY	0.50	COUNSELOR
	LILLEVIK, JON	1.00	COUNSELOR	
<i>i.e., counselor, athletic director, librarian (pe & music for elementary schools only)</i>				
<i>DO NOT include Title I, Migrant, etc.</i>				
TOTAL		1.90		
GRAND TOTAL		26.50		

(Office Use Only)
Class Size Average 24.8
Pupil/Teacher Ratio 21.9

Number of Sections (office use only)
1-9 **4** 20-24 **29**
10-14 **5** 25-29 **35**
15-19 **13** 30 + **30**

Kenai Peninsula Borough School District

School/Class Enrollment Count as of the fourth Thursday of September.

Please list your staff and their FTE. Complete the Enrollment section using the enrollment numbers as of the fourth Thursday of September. Don't worry about the totals (areas in green).

School name **KENAI MIDDLE**

Administration	Employee Name	FTE	Position/Grade	ENROLLMENT #'s (full time students)												
				Elementary Students Enrolled	Middle/High Students Enrolled per period											
					1st	2nd	3rd	4th	5th	6th	7th	8th	9th			
TOTAL		2.00														
Regular Ed																
Certified	BIRD, ROSEMARY	1.00	MUSIC / DRAMA / ART		24	52	48	25			24	21	23			
	BOYLE, HOLLY	0.50	READING			19	24	15						21		
	BROWN, BRETA	1.00	MATH		21	17	21		23	15			27	26		
	DIXON, JEAN	1.00	LANGUAGE ARTS		32		27	25	23		23	23	27			
	DUFLOTH, JILL	1.00	SCIENCE / SS / COMPUTE		23	26	20	22		19			19			
	FELCHLE, KEN	1.00	SOCIAL STUDIES		28	26		27	28	27			28	28		
	FISCHER, DAVE	1.00	MATH / SCIENCE		24	25	23	20		19			21			
	HOLLINGSWORTH, VICKI	1.00	SS / LANGUAGE ARTS		22	22	21	20		20				18		
	ROSER, KEN	1.00	PE		44	26	42	29					20	23		
	SANDAHL, TIM	1.00	LANGUAGE ARTS		27	26	25		24	27			28	27		
	SOUNART, DEBORAH	0.50	MUSIC						43				34	22		
	STEFFENSEN, STAN	1.00	SCIENCE		26	19		26	30	29			27	24		
	STEWART, TONI	1.00	SS / MATH		23	20	22	22		20			19			
	SUMMER, ROBERT	1.00	SOCIAL STUDIES			22	26	24	25		25	24	24			
	VERKUILEN, DANIEL	1.00	SCIENCE / ART			30	28	25	25		26	24	26			
	WELLS, SUSAN	1.00	SS / LANGUAGE ARTS		21	20	25	27		26			26			
	WEST, SHANNON	1.00	MATH / READING		30	24		27	14		19	26	25			
	ZORBAS, CATHY	1.00	PE / READING		30		24	30	23			25	30			
TOTAL		17.00		0	375	374	376	364	258	202	117	366	370			
				total Enrollmen			375									
				<i>(Unduplicated Count)</i>												
Specialists																
Certified	BARKMAN, KARLA	0.50	LIBRARY													
	MANUEL, MARK	1.00	COUNSELOR													
	<i>i.e., counselor, athletic director, librarian (pe & music for elementary schools only)</i>															
	<i>DO NOT include Title I, Migrant, etc.</i>															
TOTAL		1.50														
GRAND TOTAL		20.50														

<i>(Office Use Only)</i>	
Class Size Average	25.0
Pupil/Teacher Ratio	22.1

Number of Sections <i>(office use only)</i>		
1-9	0	20-24 44
10-14	1	25-29 43
15-19	11	30 + 13

Kenai Peninsula Borough School District
 School/Class Enrollment Count as of the fourth Thursday of September.

Please list your staff and their FTE. Complete the Enrollment section using the enrollment numbers as of the fourth Thursday of September. Don't worry about the

School name MOOSE PASS

	Employee Name	FTE	Position/Grade
Administration	PAUTZ, STEVE	0.20	PRINCIPAL
TOTAL		0.20	
Regular Ed	Certified	BARNETT, ELIZABETH	1.00 GR 4 - 8
		MORRIS, LISA	1.00 GR K - 3
TOTAL		2.00	
Specialists	Certified		
<i>i.e., counselor, athletic director, librarian (pe & music for elementary schools only)</i>			
<i>DO NOT include Title I, Migrant, etc.</i>			
TOTAL		0.00	
GRAND TOTAL		2.20	

Elementary Students Enrolled	ENROLLMENT #'s (full time students)						
	Middle/High Students Enrolled per period						
	1st	2nd	3rd	4th	5th	6th	7th
18							
11							
29	0	0	0	0	0	0	0
Total Enrollment					29		

(Unduplicated Count)

(Office Use Only)
Class Size Average 14.5
Pupil/Teacher Ratio 14.5

Number of Sections *(office use only)*
 1-9 **0** 20-24 **0**
 10-14 **1** 25-29 **0**
 15-19 **1** 30 + **0**

Kenai Peninsula Borough School District

School/Class Enrollment Count as of the fourth Thursday of September.

Please list your staff and their FTE. Complete the Enrollment section using the enrollment numbers as of the fourth Thursday of September. Don't worry about the

School name **NANWALEK**

Administration	Employee Name	FTE	Position/Grade
	SELLERS, MICHAEL	0.50	PRINCIPAL
TOTAL		0.50	
Regular Ed			
Certified			
	BYNAGLE, DEREK	1.00	SECONDARY GENERALI
	BYNAGLE, KATHARINE	1.00	SECONDARY GENERALI
	DEMAs, PAULINE	1.00	GR K - 3
	LAVIGNE, BENJAMIN	0.50	VOCATIONAL
TOTAL		3.50	
Specialists			
Certified			
<i>i.e., counselor, athletic director, librarian (pe & music for elementary schools only)</i>			
<i>DO NOT include Title I, Migrant, etc.</i>			
TOTAL		0.00	
GRAND TOTAL		4.00	

ENROLLMENT #'s (full time students)

Elementary Students Enrolled	Middle/High Students Enrolled per period						
	1st	2nd	3rd	4th	5th	6th	7th
	33	16	18			11	
15			15	18	18		
	17						
15	50	16	33	18	18	11	0

Total Enrollment 65
(Unduplicated Count)

(Office Use Only)
Class Size Average 17.9
Pupil/Teacher Ratio 18.6

Number of Sections (office use only)	
1-9	0
10-14	1
15-19	7
20-24	0
25-29	0
30 +	1

**Kenai Peninsula Borough School District
School/Class Enrollment Count as of 9/22/05**

School name NIKISKI MIDDLE HIGH

The staffing information listed below is what you submitted to the Finance Office in early September.

Please confirm your staff and their FTE and make changes if needed. Please complete the Enrollment section using September 22 enrollment numbers. Don't worry about the totals (areas in green).

Employee Name	FTE	Position/Grade
Administration		
O'BRIEN JOHN G	1.00	PRINCIPAL
CARSTENS DANIEL R	1.00	ASST PRINC
TOTAL	2.00	
Regular Ed		
Certified		
7 - 8 Grade		
ELMORE, THERESA	1.00	READING
GILLIS, BRIDGIT	0.75	CHOIR/BAND
KORNSTAD, VERN A	1.00	MS LA
ROMANS WARD F	1.00	MS HISTORY
HOBART, CHERYL R	1.00	MS PE
KORNSTAD REID A	1.00	MATH/PE
DOWD, JENNIFER	1.00	MS SCIENCE
CHADWICK, LEE	0.10	COMPUTER
KOLIPANO, SHANA	0.10	ART
DIMARZIO, KENNETH	0.10	VOC ED
RIZZO JOSEPH M	0.10	DRAMA
9 - 12 Grade		
BIRD ROBERT M	1.00	HISTORY
KOLIPANO, SHANA	0.40	ART
CHADWICK, LEE	0.90	HEALTH/COMPUTER/PE
CLOOTEN NED M	1.00	SCIENCE
DIMARZIO, KENNETH	0.90	VOC ED
GILLIS, BRIDGIT	0.25	CHOIR/BAND
JENNESS, ELIZABETH CARLA	1.00	LA/YEARBK
PELESS LUCAS A	0.50	LA
MORIN PHILLIP	1.00	SCI/DANCE
RALSTON, LINDA	1.00	MATH
RIZZO JOSEPH M	0.90	ENGL/DRAMA
THOMPSON, WILLIAM	1.00	MATH/PE
ZIMMERMAN, TROY	1.00	HISTORY/SPANISH
TOTAL	7.15	
Specialists		
Certified		
<i>i.e., counselor, athletic director, librarian (pe & music for elementary schools only)</i>		
COX, GRETA	1.00	COUNSELOR
KOLIPANO, SHANA	0.50	LIB
PELESS, LUCAS A	0.50	AD
TOTAL	2.00	
GRAND TOTAL	22.00	

Elementary Students Enrolled	ENROLLMENT #'s (full time students)						
	Middle/High Students Enrolled per period						
	1st	2nd	3rd	4th	5th	6th	7th
	12	12	9	9	9	9	
	22			21		42	12
	25	20	24	17	28	23	
	20	16	25	17	26	17	
	10	20	33	15	27		30
	24	26	22	31	23	28	
	24	25	26	23	20	20	
							25
							24
							25
							26
	28	25	31	30		19	
				30	30		
	26	1	12	27	34		
		19	31	21	28	29	
	23	24		22	23		
		20					
	20	16	33	20		25	
		31	33			31	
	16	15		27	27	31	
	11	26	29		27	20	
	18		21	34	17		
	27	27	19		20	28	
	30	26	24	10		21	
0	137	119	139	133	133	139	142

Total Enrollment 137 Middle School Total
(Unduplicated Count)

(Office Use Only) Middle School
Class Size Average 21.1
Pupil/Teacher Ratio 19.2

Number of Sections (office use) Middle School	
1-9	4
10-14	4
15-19	5
20-24	14
25-29	3
30 +	4

199 230 233 221 206 204
Total Enrollment 242 High School Total

(Office Use Only) High School
Class Size Average 24.1
Pupil/Teacher Ratio 22.3

Number of Sections (office use) High School	
1-9	1
10-14	2
15-19	7
20-24	10
25-29	12
30 +	12

Kenai Peninsula Borough School District

School/Class Enrollment Count as of the fourth Thursday of September.

Please list your staff and their FTE. Complete the Enrollment section using the enrollment numbers as of the fourth Thursday of September. Don't worry about the

School name **NIKISKI NORTH STAR**

Administration	Employee Name	FTE	Position/Grade	ENROLLMENT #'s (full time students)											
	MANION, LORI	1.00	PRINCIPAL												
TOTAL		1.00													
Regular Ed	Certified			Elementary Students Enrolled	Middle/High Students Enrolled per period										
					1st	2nd	3rd	4th	5th	6th	7th				
				ANDERSON, HENRY	1.00	GR 2	25								
				BARNES, KRISTINE	1.00	GR 6	23								
				BOYLE, OWEN	1.00	GR 4	29								
				BURNETT, MICHELLE	1.00	KINDERGARTEN	23								
				DURRANT, TERRY	1.00	GR 5 / 6	25								
				FLOYD, WAYNE	1.00	GR 5	27								
				HEATH, MONICA	1.00	GR 1	24								
				HUFFORD, ELIZABETH	1.00	GR 3	24								
				KENDALL, ANN	1.00	GR 6	24								
				MATSON, SHERRY	1.00	Gr 4 / 5	27								
				OSBORN, KIRSTEN	1.00	KINDERGARTEN	21								
				SHIELDS, JUDITH	1.00	GR 2	25								
				THYE, ROBIN	1.00	GR 1	23								
				ZIMMERMAN, LINDA	1.00	GR 4	29								
				ZINCK, BRIAN	1.00	GR 3	23								
				ZINCK, TERESA	1.00	GR 6	25								
				TOTAL		16.00		397	0	0	0	0	0	0	0
								total Enrollment 397							
				<i>(Unduplicated Count)</i>											
Specialists	Certified														
	COX, DENISE	0.89	MC												
	KELSO, RICHARD	1.00	PE												
	PILATTI, ROSE	1.00	MUSIC												
<i>i.e., counselor, athletic director, librarian (pe & music for elementary schools only)</i>															
<i>DO NOT include Title I, Migrant, etc.</i>															
TOTAL		2.89													
GRAND TOTAL		19.89													

(Office Use Only)
Class Size Average 24.8
Pupil/Teacher Ratio 24.8

Number of Sections (office use only)

1-9	0	20-24	8
10-14	0	25-29	8
15-19	0	30 +	0

Kenai Peninsula Borough School District

School/Class Enrollment Count as of the fourth Thursday of September.

Please list your staff and their FTE. Complete the Enrollment section using the enrollment numbers as of the fourth Thursday of September. Don't worry about the

School name **NIKOLAEVSK**

Administration		Employee Name	FTE	Position/Grade									
		CONLEY, SHARON	0.50	PRINCIPAL									
TOTAL			0.50										
Regular Ed		Certified			ENROLLMENT #'s (full time students)								
					Elementary Students Enrolled		Middle/High Students Enrolled per period						
							1st	2nd	3rd	4th	5th	6th	7th
					13		14	12	19		9	9	
					16		9	9	9	22	22		
					18		22						
TOTAL			4.50		29	23	21	28	40	31	31	0	
Specialists					Total Enrollment		69		(Unduplicated Count)				
Certified		<i>i.e., counselor, athletic director, librarian (pe & music for elementary schools only)</i>			Class Size Average 14.5								
					Pupil/Teacher Ratio 15.3								
		<i>DO NOT include Title I, Migrant, etc.</i>			Number of Sections (office use only)								
TOTAL					0.00								
GRAND TOTAL			5.00										

(Office Use Only)
Class Size Average 14.5
Pupil/Teacher Ratio 15.3

Number of Sections (office use only)
1-9 5 20-24 3
10-14 3 25-29 0
15-19 3 30+ 0

Kenai Peninsula Borough School District

School/Class Enrollment Count as of the fourth Thursday of September.

Please list your staff and their FTE. Complete the Enrollment section using the enrollment numbers as of the fourth Thursday of September. Don't worry about the

School name **NINILCHIK**

Administration	Employee Name	FTE	Position/Grade
	MARTIN, TERRY	1.00	PRINCIPAL
TOTAL		1.00	
Regular Ed			
Certified	BAUM-FJELSTAD, KATE	1.00	7 - 12 ENGLISH
	BOLL, JULIE	1.00	GR K / 1
	BRADY, LINDA	1.00	GR 2 / 3
	BYRNE, GERRY	0.25	PE
	HELVEY, TIM	1.00	SOC STUD
	HILBRINK, JOEL	1.00	IA & T & I
	HOLMAN, KRISTA	1.00	7 - 12 SCIENCE
	NISSLY, LISA	0.50	MUSIC
	SKJOLD, ERIC	1.00	MATH
	WARDES, JENNIFER	1.00	GR 5 / 6
	HAYS, KIM	1.00	GR 4
TOTAL		9.75	
Specialists			
Certified	NISSLY, LISA	0.50	MUSIC
<i>i.e., counselor, athletic director, librarian (pe & music for elementary schools only)</i>			
<i>DO NOT include Title I, Migrant, etc.</i>			
TOTAL		0.50	
GRAND TOTAL		11.25	

ENROLLMENT #'s (full time students)								
Elementary Students Enrolled	Middle/High Students Enrolled per period							
	1st	2nd	3rd	4th	5th	6th	7th	
13	9	16	20	8	11			
16								
	22							
	17	10	12	22	20			
	2		22	25	10	13		
	20	11	13		14	21		
					12	5		
		22	9	4		19		
26								
20								
TOTAL	75	70	59	76	59	67	58	
	Total Enrollment						157	

(Unduplicated Count)

(Office Use Only)	
Class Size Average	15.0
Pupil/Teacher Ratio	16.1

Number of Sections (office use only)			
1-9	6	20-24	9
10-14	10	25-29	2
15-19	4	30 +	0

Kenai Peninsula Borough School District

School/Class Enrollment Count as of the fourth Thursday of September.

Please list your staff and their FTE. Complete the Enrollment section using the enrollment numbers as of the fourth Thursday of September. Don't worry about the

School name **PAUL BANKS**

	Employee Name	FTE	Position/Grade			
Administration	ABRAHAM, BENNY	1.00	PRINCIPAL			
TOTAL 1.00						
Regular Ed	Certified					
				BOONE, REBECCA	1.00	GR 2
				ELLER, KATHY	1.00	GR 1
				GREINER, KARI	1.00	GR 2
				KIRBY, ELIZABETH	1.00	KINDERGARTEN
				MARTIN, LAURIE	1.00	GR 2
				MCDANIEL, SANDRA	1.00	GR 1
				MCLEAN, JERI	1.00	KINDERGARTEN
				SATRE, LINDA	1.00	GR 1
				TODD, WENDY	1.00	GR K - 1
				TOTAL 9.00		
Specialists	Certified					
	HOEFT, TARI	0.50	PE			
<i>i.e., counselor, athletic director, librarian (pe & music for elementary schools only)</i>						
<i>DO NOT include Title I, Migrant, etc.</i>						
TOTAL 0.50						
GRAND TOTAL 10.50						

Elementary Students Enrolled	Middle/High Students Enrolled per period						
	1st	2nd	3rd	4th	5th	6th	7th
22							
21							
23							
21							
21							
22							
22							
22							
22							
22							
196	0	0	0	0	0	0	0

Total Enrollment 196
(Unduplicated Count)

(Office Use Only)
Class Size Average 21.8
Pupil/Teacher Ratio 21.8

Number of Sections (office use only)

1-9	0	20-24	9
10-14	0	25-29	0
15-19	0	30 +	0

Kenai Peninsula Borough School District

School/Class Enrollment Count as of the fourth Thursday of September.

Please list your staff and their FTE. Complete the Enrollment section using the enrollment numbers as of the fourth Thursday of September. Don't worry about the

School name **PORT GRAHAM**

	Employee Name	FTE	Position/Grade
Administration	SELLERS, MICHAEL	0.50	PRINICPAL
TOTAL		0.50	
Regular Ed			
Certified	STANGL, BONNIE	1.00	GENERALIST
TOTAL		1.00	
Specialists			
Certified			
<i>i.e., counselor, athletic director, librarian (pe & music for elementary schools only)</i>			
<i>DO NOT include Title I, Migrant, etc.</i>			
TOTAL		0.00	
GRAND TOTAL		1.50	

Elementary Students Enrolled	ENROLLMENT #'s (full time students)						
	Middle/High Students Enrolled per period						
	1st	2nd	3rd	4th	5th	6th	7th
11	9	9	9	9		9	
11	9	9	9	9	0	9	0
Total Enrollment				20			

(Unduplicated Count)

<i>(Office Use Only)</i>	
Class Size Average	9.3
Pupil/Teacher Ratio	20.0

Number of Sections <i>(office use only)</i>		
1-9	5	20-24 0
10-14	1	25-29 0
15-19	0	30 + 0

Please list your staff and their FTE. Complete the Enrollment section using the enrollment numbers as of the fourth Thursday of September. Don't worry about the

School name **REDOUBT**

Administration	Employee Name	FTE	Position/Grade	ENROLLMENT #'s (full time students)							
				Elementary Students Enrolled	Middle/High Students Enrolled per period						
					1st	2nd	3rd	4th	5th	6th	7th
TOTAL		1.00									
Regular Ed											
Certified	ARTHUR, KRISTA	1.00	GR 6	32							
	COX, JUDY	1.00	GR 2	22							
	DUSEK, LYNN	1.00	GR 2	23							
	GOLDSTEIN, CANDICE	1.00	GR 1	21							
	HAGEN-DELANEY, JANICE	1.00	KINDERGARTEN	18							
	HARDING, HEIDI	1.00	GR 4	23							
	HURST, CINDY	1.00	GR 3	20							
	MILLS, JOHN	1.00	GR 5	26							
	NEILL, RHONDA	1.00	KINDERGARTEN	18							
	ROLPH, LISA	1.00	GR 4	22							
	ROSIN, TARA	1.00	GR 1	20							
	SCHMELZENBACH, KRISTY	1.00	GR 5	27							
	TOMASO, DAVID	1.00	GR 3 / 4	30							
	UTECHT, AMY	1.00	GR 3	20							
	WALKER, PATTY	1.00	GR 2	22							
	WITHROW, TRACEY	1.00	GR 5 / 6	20							
	YOUNG, LORI	1.00	KINDERGARTEN	18							
TOTAL		17.00		382	0	0	0	0	0	0	0
				Total Enrollment 382							
				<i>(Unduplicated Count)</i>							
Specialists											
Certified	BIGG, SUE	1.00	MUSIC								
	CARROW, CATHY	0.50	LIBRARY								
	WITHROW, WILLIAM	1.00	PE								
<i>i.e., counselor, athletic director, librarian (pe & music for elementary schools only)</i>											
<i>DO NOT include Title I, Migrant, etc.</i>											
TOTAL		2.50									
GRAND TOTAL		20.50									

(Office Use Only)
Class Size Average 22.5
Pupil/Teacher Ratio 22.5

Number of Sections (office use only)

1-9	0	20-24	10
10-14	0	25-29	2
15-19	3	30 +	2

Kenai Peninsula Borough School District

School/Class Enrollment Count as of the fourth Thursday of September.

Please list your staff and their FTE. Complete the Enrollment section using the enrollment numbers as of the fourth Thursday of September. Don't worry about the

School name **SEARS**

Administration	Employee Name	FTE	Position/Grade
	COOK, JOHN	1.00	PRINCIPAL
TOTAL		1.00	
Regular Ed			
Certified	ANDERSON, DONNA	1.00	GR 1
	ATKINSON, KATHY	1.00	KINDERGARTEN
	DAVIDSON, KELLIE	1.00	GR 1
	FISCHER, MARY	1.00	KINDERGARTEN
	HANSON, LARAINE	1.00	GR 2
	MILLER, LYNDI	1.00	GR 2
	MOON, LAURIE	1.00	GR 2
	RALSTON, BARBARA	1.00	GR 1
	THOMAS, CINDY	1.00	KINDERGARTEN
TOTAL		9.00	
Specialists			
Certified	LARSON, ELAINE	0.50	MUSIC
	LEGG, SHERI	0.50	MC
	ROMBERG, CYNTHIA	0.50	PE
<i>i.e., counselor, athletic director, librarian (pe & music for elementary schools only)</i>			
<i>DO NOT include Title I, Migrant, etc.</i>			
TOTAL		1.50	
TOTAL		11.50	
GRAND TOTAL			

ENROLLMENT #'s (full time students)							
Elementary Students Enrolled	Middle/High Students Enrolled per period						
	1st	2nd	3rd	4th	5th	6th	7th
20							
24							
20							
23							
23							
23							
22							
20							
24							
199	0	0	0	0	0	0	0

Total Enrollment 199
(Unduplicated Count)

<i>(Office Use Only)</i>	
Class Size Average	22.1
Pupil/Teacher Ratio	22.1

Number of Sections (office use only)			
1-9	0	20-24	9
10-14	0	25-29	0
15-19	0	30 +	0

Kenai Peninsula Borough School District

School/Class Enrollment Count as of the fourth Thursday of September.

Please list your staff and their FTE. Complete the Enrollment section using the enrollment numbers as of the fourth Thursday of September. Don't worry about the

School name SEWARD EL

	Employee Name	FTE	Position/Grade
Administration	KINGSLAND, DAVID	1.00	
TOTAL		1.00	
Regular Ed			
Certified	ALSTON, HOLLY	1.00	GR 5 / 6
	BARNWELL, MARYLYNN	1.00	GR 5 / 6
	BARNWELL, ROBERT	1.00	GR 6
	CAPRA, CYNTHIA	1.00	GR 1 / 2
	CUMMINGS, JILL	1.00	GR 1 / 2
	FISTER, KIM	1.00	GR 3 / 4
	GHCADUS, ANN	1.00	KINDERGARTEN
	Mahalak, LEANNE	1.00	GR 2 / 3
	MCKNIGHT, TERRI	1.00	KINDERGARTEN
	TURNBULL, CATHERINE	1.00	GR 1 / 2
	WOTTLIN, HERBERT	1.00	GR 4 / 5
	ZABALA, THERESA	1.00	GR 3 / 4
TOTAL		12.00	
Specialists			
Certified	GRAAD, MARK	1.00	PE
	HONN, DAPHNE	0.50	LIBRARY
<i>i.e., counselor, athletic director, librarian (pe & music for elementary schools only)</i>	JEZ, STEPHANIE	0.50	MUSIC
<i>DO NOT include Title I, Migrant, etc.</i>			
TOTAL		2.00	
GRAND TOTAL		15.00	

Elementary Students Enrolled	ENROLLMENT #'s (full time students)						
	Middle/High Students Enrolled per period						
	1st	2nd	3rd	4th	5th	6th	7th
26							
26							
27							
21							
21							
23							
17							
26							
17							
22							
24							
22							
272	0	0	0	0	0	0	0
Total Enrollment						272	

(Unduplicated Count)

<i>(Office Use Only)</i>	
Class Size Average	22.7
Pupil/Teacher Ratio	22.7

Number of Sections <i>(office use only)</i>			
1-9	0	20-24	6
10-14	0	25-29	4
15-19	2	30 +	0

Kenai Peninsula Borough School District

School/Class Enrollment Count as of the fourth Thursday of September.

Please list your staff and their FTE. Complete the Enrollment section using the enrollment numbers as of the fourth Thursday of September. Don't worry about the

School name SEWARD HIGH

Administration	Employee Name	FTE	Position/Grade	ENROLLMENT #'s (full time students)													
				Elementary Students Enrolled	Middle/High Students Enrolled per period												
				1st	2nd	3rd	4th	5th	6th	7th							
TOTAL		1.00															
Regular Ed	Certified			CLARK, WAYNE	21	10		28	19	4							
				CRONIN, STEPHANIE	10	25	15		9	21							
				FLEMING, MARTHA	5	3	18	4	3	20							
				HAMMER, ANGELA						13							
				HEMSTOCK, RON	14	16	23	12		22							
				JEZ, STEPHANIE					13								
				JONSSON, SCOTT	2	23	32	27	22	35							
				KING, THERONN	27	2	31	22	24	25							
				KRIER, DANIEL	32	18	21										
				KRIER, LORI	20	25	22	26	3								
				LILJEMARK, MYLA	13	14	15	29	7	1							
				MARSHALL, DANIEL	21	9	12		26	15							
				MCDONALD, JENNIFER		28	18	20	28	20							
				NICHOLS, CARLYN	18	24		21	18	26							
				TOTAL		11.65		0	183	197	207	189	172	202	0		
								total Enrollment 207									
				<i>(Unduplicated Count)</i>													
Specialists	Certified			HONN, DAPHNE													
				FLEMING, MARTHA													
				KRIER, DANIEL													
<i>i.e., counselor, athletic director, librarian (pe & music for elementary schools only)</i>																	
<i>DO NOT include Title I, Migrant, etc.</i>																	
TOTAL		1.50															
GRAND TOTAL		14.15															

(Office Use Only)
Class Size Average 18.0
Pupil/Teacher Ratio 17.8

Number of Sections *(office use only)*
 1-9 **12** 20-24 **17**
 10-14 **9** 25-29 **12**
 15-19 **10** 30 + **4**

Kenai Peninsula Borough School District
 School/Class Enrollment Count as of the fourth Thursday of September.

Please list your staff and their FTE. Complete the Enrollment section using the enrollment numbers as of the fourth Thursday of September. Don't worry about the totals (areas in

School name **SKYVIEW**

Administration	Employee Name	FTE	Position/Grade	ENROLLMENT #'s (full time students)										
	NEIL, RANDALL	1.00	PRINCIPAL	Elementary Students Enrolled	Middle/High Students Enrolled per period									
		ERMOLD, ROBERT	1.00		ASST PRINCIPAL	1st	2nd	3rd	4th	5th	6th	7th		
TOTAL		2.00												
Regular Ed														
Certified	BOHRNSEN, DANIEL	1.00	BUSINESS ED		1	17	18							
	BROWN, ANGELA	0.75	MATH		21	27		10						
	CARLSON, CARL	1.00	VOC ED		12		22	10	21	21				
	CARSON, ROB	1.00	SCIENCE		31	29		28	17	30				
	FAIR, CLARK	1.00	ENGLISH		26	26	26	23	31					
	FISCHER, MATT	1.00	SS	25	19		34	22		30				
	GUILLEMIN, MARYVONNE	1.00	SPANISH / FOOD			29	23	31	33	16				
	HOBBS, RENE	1.00	ART		23		28	21	30	30				
	JONES, DARREN	1.00	COMPUTERS		11	26	1	22	28	30				
	JONES, MEGAN	0.50	ENGLISH				27	29						
	KENNEDY, JOHN	1.00	MATH			25	27	29	32	29				
	MARCUSON, WADE	1.00	SCIENCE		18	29	31		28	29				
	MERKES, RENEE	1.00	MATH		15	29	25	21	22					
	METCALF, RICHARD	1.00	SCIENCE/ MATH/VOC ED		23	19	25		31	22				
	PETERSON, KENT	1.00	BAND/ CHOIR	20	28	20		27		22				
	RAEMAEKER, LINDA	1.00	SS		22	26	20		24	18				
	SCHMIDT, DAVID	1.00	SCIENCE		23	26	19		20	30				
	SPARKS, RANDALL	1.00	MATH		19	22		18	22	26				
	SPARKS, ROB	1.00	SS		30	29	26	23	24					
	TRUESDELL, HEATHER	1.00	ENGLISH		30	21		28	30	30				
	WAISSENBERG, GREGORY	0.60	RUSSIAN / SPANISH				21	24		34				
	WAINWRIGHT, JOANN	1.00	SWIMMING		23	29	33	38	36					
	WHEELER, SUSAN	1.00	ENGLISH		20	22	18	17	14					
	WILLIAMSON, MICHAEL	1.00	MATH		25		29	19	12	18				
	ZOPF, TERRI	1.00	ENGLISH / DRAMA		27	19	23	25	19					
TOTAL		23.85		0	45	447	470	476	465	474	415	0		
						Total Enrollment	447							
						<i>(Unduplicated Count)</i>								
Specialists														
Certified	DOUGHERTY, MARY	1.00	COUNSELOR / LIBRARY											
	LYBRAND, LISA	1.00	COUNSELOR											
	<i>i.e., counselor, athletic director, librarian (pe & music for elementary schools only)</i>													
	<i>DO NOT include Title I, Migrant, etc.</i>													
TOTAL		2.00												
GRAND TOTAL		27.85												

(Office Use Only)
Class Size Average 23.9
Pupil/Teacher Ratio 18.7

Number of Sections (office use only)
 1-9 2 20-24 33
 10-14 6 25-29 36
 15-19 18 30 + 22

Kenai Peninsula Borough School District

School/Class Enrollment Count as of the fourth Thursday of September.

Please list your staff and their FTE. Complete the Enrollment section using the enrollment numbers as of the fourth Thursday of September. Don't worry about the

School name SOLDOTNA EL

Administration		Employee Name	FTE	Position/Grade	ENROLLMENT #'s (full time students)							
		CANNAVA, CAROLYN	1.00	PRINCIPAL								
TOTAL			1.00									
Regular Ed					Elementary Students Enrolled	Middle/High Students Enrolled per period						
Certified						1st	2nd	3rd	4th	5th	6th	7th
		ALLEN, BARBARA	1.00	KINDERGARTEN	21							
		BAKTUIT, SHERRI	1.00	GR 2	19							
		BOBEK, JAN	1.00	GR 5	25							
		BRESSLER, LUANNE	1.00	GR 3 / 4	21							
		BUBEN, GAYLE	1.00	GR 3	19							
		COURTRIGHT, NANCY	1.00	GR 4	23							
		ERWIN, TRACI	1.00	GR K / 1	21							
		MEYERS, KARLENE	1.00	GR 6	26							
		PETTJOHN, DENA	1.00	GR 5 / 6	24							
		THOMPSON, KATHLEEN	1.00	GR 1 / 2	23							
		VASILLIE, KELLY	1.00	GR 1	23							
TOTAL			11.00		245	0	0	0	0	0	0	0
					Total Enrollment		245					
					<i>(Unduplicated Count)</i>							
Specialists												
Certified		JULIUSSEN, LISA	1.00	PE								
<i>i.e., counselor, athletic director, librarian (pe & music for elementary schools only)</i>		SOUTHWICK, ERIN	1.00	MUSIC								
<i>DO NOT include Title I, Migrant, etc.</i>												
TOTAL			2.00									
GRAND TOTAL			14.00									

(Office Use Only)
Class Size Average 22.3
Pupil/Teacher Ratio 22.3

Number of Sections (office use only)

1-9	0	20-24	7
10-14	0	25-29	2
15-19	2	30 +	0

Kenai Peninsula Borough School District

School/Class Enrollment Count as of the fourth Thursday of September.

Please list your staff and their FTE. Complete the Enrollment section using the enrollment numbers as of the fourth Thursday of September. Don't worry about the totals (areas in

School name **SOLDOTNA HIGH**

Administration	Employee Name	FTE	Position/Grade	ENROLLMENT #'s (full time students)																		
	SYVERSON, TODD HOWARD, ALLAN	1.00 1.00	PRINCIPAL ASST PRINCIPAL	Elementary Students Enrolled	Middle/High Students Enrolled per period																	
					1st	2nd	3rd	4th	5th	6th	7th											
TOTAL		2.00																				
Regular Ed																						
Certified	BARKMAN, JAMES	1.00	MATH/ SCIENCE				21	29	24	19	27	20										
	BARTMAN, DONNA	1.00	BUS ED				21	23	4	28	21	19										
	BRANTLEY, GALEN	1.00	HEALTH/SS/PE	18	20	28	23	30	25			17										
	CARLSON, J. WILLIAM	1.00	VOC ED				21	17	21	19	22	17										
	CARVER, JEANNA	1.00	HOME EC				12		21	23	21	25										
	COX, STEPHANIE	1.00	ART				24	25	26		14	25	18									
	DRUCE, MICHAEL	0.80	ENGLISH					27	24	26		21	20									
	EMERY, DAVID	1.00	SCIENCE					29	25	30	26	17	20									
	GORDON, DOUG	1.00	VOC ED				14		25	23	22	24	24									
	HANSON, CHRIS	1.00	SCIENCE / HEALTH / MA				18		19	29	27	22	19									
	HARBISON, DAN	1.00	SS				24	18	33	26	21	26										
	JONES, SARAH	1.00	ENGLISH					23	26	25	19	22	20									
	MAREY, SOHAIL	1.00	PE				21	27	34		27	32	19									
	MATTIYA, RICK	1.00	SS				17	21	27		22	12	20									
	MATTSON, ALISSA	1.00	LA				24	30	21	27		20	16									
	MILLER, SANDY	1.00	MATH				21	32	32	19		24	19									
	MINOGUE, TROY	1.00	MATH				23	22	25	31	29		24									
	NOLDEN, PAT	0.50	SCIENCE				19	29	33				20									
	RIFE, BRUCE	1.00	SCIENCE				18	26		30	26	29	19									
	SCHNEIDER, VERNEL	1.00	MUSIC				23	39			29	22										
	SHIVELY, ROB	1.00	LA				33	11	16	12	19		17									
	SYVERSON, LANA	1.00	SS				29	18	32	1	35	26	24									
	TAPIA, MARIA	1.00	SPANISH				12	31	15	32		35	29	19								
	TRUJILLO, JOSEPH	1.00	MATH				20		21	23	26	14	21									
	WALTON, MATHEW	1.00	ENGLISH				19	25	27	23		23	17									
	WAISSENBERG, GREGORI	0.40	SS				26	19														
	WEAR, TAMARA	0.75	MATH							27	9	20	20									
TOTAL		25.45		0	494	525	518	461	505	494	500											
					Total Enrollment		525															
					<i>(Unduplicated Count)</i>																	
Specialists																						
Certified	NOLDEN, PAT	0.50	AD																			
	DRUCE, LADAWN	1.00	LIBRARY / COUNSELOR																			
	DRUCE, MICHAEL	0.20	AD																			
	MOORE, SARA	1.00	COUNSELOR																			
	<i>i.e., counselor, athletic director, librarian (pe & music for elementary schools only)</i>																					
	<i>DO NOT include Title I, Migrant, etc.</i>																					
TOTAL		2.70																				
GRAND TOTAL		30.15																				

(Office Use Only)
Class Size Average 22.9
Pupil/Teacher Ratio 20.6

Number of Sections (office use only)
 1-9 3 20-24 54
 10-14 8 25-29 40
 15-19 31 30 + 19

Kenai Peninsula Borough School District

School/Class Enrollment Count as of the fourth Thursday of September

Please list your staff and their FTE. Complete the Enrollment section using the enrollment numbers as of the fourth Thursday of September. Don't worry about the

School name **SOLDOTNA MIDDLE**

Administration	Employee Name	FTE	Position/Grade
	MOOCK, SHARON	1.00	PRINCIPAL
	EVELAND, BEN	1.00	ASST PRINCIPAL
TOTAL		2.00	
Regular Ed			
Certified	BLAIR, POLLY	1.00	LA
	BURNS, JOEL	1.00	SCIENCE
	CANNAVA, KRISTIN	1.00	LA
	CARPENTER, DAVE	1.00	SS/PE
	CHRISTENSEN, JOHN	1.00	MATH
	CHURCH, SHELLI	1.00	SS
	EGGLESTON, ANDREA	1.00	ART
	GUSTKEY, MICHAEL	1.00	SS/LA
	HARRO, JOHN	1.00	BUSINESS ED
	HAYES, JEANA	1.00	MATH
	HEPNER, KENNETH	1.00	MATH
	JOHNSON, PAT	1.00	MATH
	KIRCHER, KARL	1.00	READ 180
	MOORE, JEFF	0.50	MUSIC
	MOORE, ROBERT	1.00	SS
	PILLIFANT, LAURA	1.00	SCIENCE/HEALTH
	REIMER, CARLY	1.00	SCIENCE / PE
	STEPHENS, CHARLIE	1.00	PE
	TABOR, JENNIFER	1.00	HOME EC
	TABOR, JOHN	1.00	VOC ED
	TRUESDELL, SARGEANT	1.00	SS/MATH/PE
	WHITNEY, CLARK	1.00	LA
TOTAL		21.50	
Specialists			
Certified	CLARK, KATHY	0.50	LIBRARY
<i>i.e., counselor, athletic director, librarian (pe & music for elementary schools only)</i>	LAWYER, PATTY	0.50	COUNSELOR
	LITZENBERGER, CINDY	1.00	COUNSELOR
<i>DO NOT include Title I, Migrant, etc.</i>			
TOTAL		2.00	
GRAND TOTAL		25.50	

ENROLLMENT #'s (full time students)								
Elementary Students Enrolled	Middle/High Students Enrolled per period							
	1st	2nd	3rd	4th	5th	6th	7th	8th
	17	24	22		25	23	27	18
	17	27		26	24	30	21	23
	17	20	24		27	30	21	24
	18	27	16	16	35	30	28	0
	20	26		26	22	28	25	22
	21		33	25	27	24	29	27
	19	33	26	26		33	24	28
	18		22	25	25	30	23	21
	17	25	30	32	28	25		
	19	22	24	15				
	20	21	20	20	30	29		17
	17	20		22	26	31	33	22
	13	12	12	13	13		12	12
15	17	23	52	64				
	20		25	15	22	24	31	26
	19	21	22	23	21		31	26
	17	25	31	24	36		32	27
	18	32	22	30	19		36	35
	20	34		25	28	29	26	33
	19	20	31	28	23	29		22
	20	20	28		20	22	30	37
	19	27	20		17	31	24	26
0	402	459	460	455	468	448	453	446

total Enrollment 473
(Unduplicated Count)

(Office Use Only)
Class Size Average 24.3
Pupil/Teacher Ratio 22.0

Number of Sections (office use only)
1-9 **0** 20-24 **42**
10-14 **6** 25-29 **33**
15-19 **22** 30 + **27**

Kenai Peninsula Borough School District

School/Class Enrollment Count as of the fourth Thursday of September.

Please list your staff and their FTE. Complete the Enrollment section using the enrollment numbers as of the fourth Thursday of September. Don't worry about the

School name **SOLDOTNA MONTESSORI**

Administration	Employee Name	FTE	Position/Grade	ENROLLMENT #'s (full time students)							
TOTAL		0.00		Elementary Students Enrolled	Middle/High Students Enrolled per period						
Regular Ed					1st	2nd	3rd	4th	5th	6th	7th
Certified	ATCHLEY, LISA	1.00	GR 1-3	23							
	CARTER, TERRI	1.00	GR 4-6	23							
	DEVOLLD, JOHN	1.00	GR 4-6	24							
	HOLT, KATHLEEN	1.00	GR 1 - 3	23							
	LARNED, SUSAN	1.00	GR 1-3	23							
	ROMATZ, CHERYL	1.00	GR 4 - 6	23							
	WATTERS, LINDA	1.00	KINDERGARTEN	22							
TOTAL		7.00		161	0	0	0	0	0	0	0
				Total Enrollment 161							
				<i>(Unduplicated Count)</i>							
Specialists											
Certified	BREWER-FAIR, KAREN	1.00	PE								
	WELLS, STACI	1.00	READING								
<i>i.e., counselor, athletic director, librarian (pe & music for elementary schools only)</i>											
<i>DO NOT include Title I, Migrant, etc.</i>											
TOTAL		2.00									
GRAND TOTAL		9.00									

<i>(Office Use Only)</i>	
Class Size Average	23.0
Pupil/Teacher Ratio	23.0

Number of Sections <i>(office use only)</i>		
1-9	0	20-24 7
10-14	0	25-29 0
15-19	0	30 + 0

Kenai Peninsula Borough School District

School/Class Enrollment Count as of the fourth Thursday of September.

Please list your staff and their FTE. Complete the Enrollment section using the enrollment numbers as of the fourth Thursday of September. Don't worry about the

School name **STERLING**

Administration	Employee Name	FTE	Position/Grade	ENROLLMENT #'s (full time students)											
TOTAL		0.80		Elementary Students Enrolled	Middle/High Students Enrolled per period										
					1st	2nd	3rd	4th	5th	6th	7th				
Regular Ed	Certified														
		BOEHMLER, CAROL	1.00	GR 4	24										
		HOFFMAN, TERI	1.00	GR 6	27										
		JONES, HANA	1.00	GR 5	23										
		LYONS, SANDRA	1.00	GR 1 / 2	24										
		MARTIN, SUZANNE	1.00	KINDERGARTEN	14										
		SEIMS, ED	1.00	GR 3 / 4	25										
		SHAPLEY, ROY	1.00	GR 2 / 3	24										
		STERLING, LORA	1.00	GR 1	19										
TOTAL		8.00		180	0	0	0	0	0	0	0	0	0		
				total Enrollment 180 (Unduplicated Count)											
Specialists	Certified														
		AUDETTE, MICK	0.50	MUSIC											
<i>i.e., counselor, athletic director, librarian (pe & music for elementary schools only)</i>															
<i>DO NOT include Title I, Migrant, etc.</i>															
TOTAL		1.00													
GRAND TOTAL		9.80													

(Office Use Only)
Class Size Average 22.5
Pupil/Teacher Ratio 22.5

Number of Sections (office use only)

1-9	0	20-24	4
10-14	1	25-29	2
15-19	1	30 +	0

Kenai Peninsula Borough School District
 School/Class Enrollment Count as of the fourth Thursday of September.

Please list your staff and their FTE. Complete the Enrollment section using the enrollment numbers as of the fourth Thursday of September. Don't worry about the

School name **SB ENGLISH**

Administration	Employee Name	FTE	Position/Grade	ENROLLMENT #'s (full time students)												
				Elementary Students Enrolled	Middle/High Students Enrolled per period											
	LIBERTY, CURTIS	0.50	PRINCIPAL													
TOTAL				0.50												
Regular Ed	Certified BORNHEIMER, KAREN BURNETT, DAMARA CHISSUS, PAUL HINGLEY, SHERYL LIBERTY, CURTIS WINTERS, TIMOTHY	1.00 0.50 0.60 1.00 0.50 1.00	GR K / 4 LA VOC ED GR 4 / 8 ART/ SS/ LA SCIENCE/ MATH	21												
								12	14							
						17	10	20								
					20											
							1	7	2	2	16					
						12	17		15	13	13					
TOTAL				4.60	41	29	28	27	29	29	29	0				
					Total Enrollment 66 (Unduplicated Count)											
Specialists	Certified <i>i.e., counselor, athletic director, librarian (pe & music for elementary schools only)</i> <i>DO NOT include Title I, Migrant, etc.</i>															
TOTAL				0.00												
GRAND TOTAL				5.10												

<i>(Office Use Only)</i>	
Class Size Average	12.5
Pupil/Teacher Ratio	14.3

Number of Sections <i>(office use only)</i>			
1-9	4	20-24	3
10-14	6	25-29	0
15-19	4	30 +	0

Kenai Peninsula Borough School District

School/Class Enrollment Count as of the fourth Thursday of September.

Please list your staff and their FTE. Complete the Enrollment section using the enrollment numbers as of the fourth Thursday of September. Don't worry about the

School name **WEST HOMER**

Administration	Employee Name		FTE	Position/Grade	ENROLLMENT #'s (full time students)								
	Regular Ed				Elementary Students Enrolled	Middle/High Students Enrolled per period							
					1st	2nd	3rd	4th	5th	6th	7th		
	WALSWORTH, CHARLES		1.00	PRINCIPAL									
TOTAL				1.00									
Regular Ed													
Certified		BRASS, SUSAN	1.00	GR 6	28								
		BUCHER, VIRGINIA	1.00	GR 3	19								
		DEMERS, CAROL	1.00	GR 4	21								
		GRIBBLE, SHIRLIE	1.00	GR 6	30								
		HEIMBUCH, FRANCES ANN	1.00	GR 5	25								
		KIRKHAM, MARILYN	1.00	GR 4	19								
		LEDGER, SUSAN	1.00	GR 3	18								
		MASLOW, CAROLYN	1.00	GR 3	19								
		MORETH, PATRICIA	1.00	GR 5	25								
		STEPHENS, BENJAMIN	1.00	GR 4	19								
TOTAL				10.00	223	0	0	0	0	0	0	0	0
					Total Enrollment			223					
					<i>(Unduplicated Count)</i>								
Specialists													
Certified		WHIP, LISA	0.50	LIBRARY									
		WISE, TINA	0.50	MUSIC									
<i>i.e., counselor, athletic director, librarian (pe & music for elementary schools only)</i>													
<i>DO NOT include Title I, Migrant, etc.</i>													
TOTAL				1.00									
GRAND TOTAL				12.00									

<i>(Office Use Only)</i>	
Class Size Average	22.3
Pupil/Teacher Ratio	22.3

Number of Sections <i>(office use only)</i>		
1-9	0	20-24 1
10-14	0	25-29 3
15-19	5	30 + 1



KENAI PENINSULA BOROUGH SCHOOL DISTRICT

Finance

Melody Douglas, Chief Financial Officer
148 North Binkley Street Soldotna, Alaska 99669-7553
Phone (907) 714-8888 Fax (907) 262-5867
Email mdouglas@kpbsd.k12.ak.us

October 29, 2006

MEMORANDUM

TO: Board of Education

FROM: Melody Douglas, CFO *MDouglas*

SUBJECT: Elected Officials Withdrawal from PERS

Copies of previously submitted information on this topic are attached for your reference.

A clarifying letter from Kathy Lea, Retirement Manager with the Alaska Division of Retirement and Benefits, is attached along with the requested legal opinion from Andrena Stone, Attorney at Law with Jermain, Dunnagan & Owens, P. C.

Please note that, although the District's liability is limited under the defined contribution system, the risk comes with not knowing what employment history an individual has when elected to the Board. The District's actual liability would be determined on a case-by-case basis for each newly elected board member. Unless the Board opts out of PERS, people with prior PERS service will be able to earn PERS credit as an elected official.

The Public Employees Retirement System requires a resolution and a Participation Agreement be submitted to the Division of Retirement and Benefits should the Board of Education elect to withdraw from the PERS system.

STATE OF ALASKA

DEPARTMENT OF ADMINISTRATION DIVISION OF RETIREMENT AND BENEFITS

FRANK H. MURKOWSKI, GOVERNOR

PO BOX 110203
JUNEAU, AK 99811-0203
TDD: (907) 465-2805
FAX: (907) 465-3086
PHONE: (907) 465-4460
TOLL-FREE 1-800-821-2251

October 26, 2006

Melody Douglas
Chief Financial Officer
Kenai Peninsula Borough School District
148 N. Binkley
Soldotna, Alaska 99669

Re: Participation Amendment

Dear Melody:

This letter is in response to the questions you posed regarding amendment of participation agreements in the Public Employees' Retirement System (PERS) in your email today. You asked:

1. Would you please provide me with the statutes, regulations, etc., relative to the steps a governing board would take to opt out of the Public Employees' Retirement System (PERS)?

The statutory references regarding amendment of participation agreements in the PERS are contained in AS 39.35.615.

AS 39.35.615 (a) Requires that a request from an employer to terminate coverage of a group be submitted to the Division of Retirement and Benefits only after the adoption of a resolution by the legislative body of the political subdivision, in this case your Board of Education. The request must also be signed by the person required by law to approve the resolution or directed by the Board to sign if no specific requirement exists in your governing laws. The request must be submitted in amendment form to the Division for approval by the Plan Administrator (Traci Carpenter).

Participation amendments are effective the first of the month following acceptance by the Plan Administrator, following the same procedure in AS 39.35.580 as outlined for initial participation.

2. A specific question from the Board is 'Do they have the legal authorization to act on something that affects them personally'; in other words isn't such a situation a conflict of interest? What is the status of non-vested Board members once a resolution to opt out of PERS is enacted?

As 39.35.550 and AS 39.35.615 designate the legislative or governing body of a political subdivision as the entity with the legal authorization to initiate participation in the system and amend or terminate the participation agreement. There has been no case law establishing that this creates a conflict of interest.

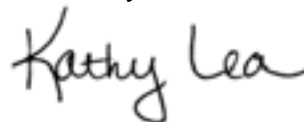
Once an amendment removing a group or classification, in this case your Board of Education members, is received and accepted by the Plan Administrator, the Board members will no longer participate in the PERS. They will not make contributions to the system nor accrue any service after the effective date of group termination. The PERS has no provision to allow existing members of an affected group to continue participation after an amendment has removed them from coverage.

3. What is the district's liability for an elected official under the defined contribution system?

The liability for employees in the PERS/TRS DCR Plan differs from the liability for defined benefit employees. Employers pay the required contributions for the defined contribution account, the Health Reimbursement Arrangement, and for reduced medical and death and disability plans. There is currently no unfunded liability associated with the PERS/TRS DCR Plan.

Melody, I apologize for the inaccurate information you received during your first request to the division and hope this letter will help make the steps and affects of the proposed amendment clear to all. If you have other questions, please don't hesitate to contact me at 1-800-821-2251 or directly at (907) 465-3226.

Sincerely,



Kathy Lea
Retirement Manager

cc: Traci Carpenter
Director
Division of Retirement and Benefits
Department of Administration



Jermain Dunnagan & Owens, P.C.

LAW OFFICES

3000 A STREET, SUITE 900
ANCHORAGE, ALASKA 99503-4087

TELEPHONE (907) 563-8844
FAX (907) 563-7322
E-MAIL info@jdoaw.com

WILLIAM K. JERMAIN
CHARLES A. DUNNAGAN
BRADLEY D. OWENS
RANDALL G. SIMPSON
HOWARD S. TRICKLEY
GARY C. SLEEPER
SALI R. FRIEDMAN

DANE F. VALLENTINE
W. MICHAEL STEPHENSON
ANDRENA L. STONE
EUGENIA G. SLEEPER
MARK R. MELCHERT
SARAH E. JOSEPHSON

ERIC J. BROWN
MATTHEW SINGER
RAYMOND E. BOGGS, JR.
MICHELLE L. BOUTIN
CHERYL MANDALA
CAROLINE P. WASHMAKER
THOMAS A. BALLANTINE

SERVING ALASKANS SINCE 1978

October 31, 2006

VIA FAX AND U.S. MAIL

Fax No.: 907-262-2309

Melody Douglas, Chief Financial Officer
Kenai Peninsula Borough School District
148 North Binkley Street
Soldotna, AK 99669-7598

Re: PERS / School Board Members

Dear Ms. Douglas:

The School Board has requested a legal opinion relating to the Board's participation in PERS. School Board members have been entitled to participate in PERS since 1988 when the District, acting through the Board, elected to permit Board members to participate. The Board is now considering whether it should terminate that participation. Since such action must be taken by the Board, the Board has asked whether members of the Board have a conflict of interest which precludes them from voting to withdraw the Board from PERS. Additionally, the Board has asked whether or not it can later opt back into the PERS system if the Board decides to withdraw its members from PERS. These questions are addressed below.

Conflict of Interest

While the financial interests of individual Board members may be affected by this vote, the Board is the only entity authorized to take action to opt its members out of PERS. Conflict of interest laws are not intended to prohibit a Board from taking action that only it is permitted to take. Additionally, the law recognizes the right of the Board to set its own compensation, which would include benefits.

Conflict of interest laws may prohibit an elected official from voting on any matter in which he or she has a direct or indirect financial interest. The District's Policy Manual explains that a Board member should not deliberate or vote on a decision "when it is reasonably possible that the Board member or a family member may benefit personally or financially from the decision." BB 9270. Board members are also required to refrain

Melody Douglas, Chief Financial Officer
October 31, 2006
Page 2

from voting in any matter where the member's interest could create an appearance of impropriety.

However, there are lawful exceptions to the general conflict of interest prohibition. Of importance here is the state statute authorizing School Board members to receive compensation "if the compensation is authorized by resolution adopted by the school board." AS 14.14.140. Of equal importance is the statutory scheme under which the Board may opt out of PERS. Both participation in PERS for elected officials, and termination of that participation, requires action of the Board. AS 39.35.550; AS 39.35.615. Specifically, termination of PERS coverage requires that such action be taken only "after adoption of a resolution by the legislative body of the political subdivision ... or, in the case of a public organization, after adoption of a resolution by the governing body of that public organization." AS 39.35.615.

Thus, in two cases where Board members do have a personal financial interest, the legislature has nonetheless granted express authority for the School Board to take action. Given the authorization in AS 14.14.140 for the Board to set the compensation of its members, and the specific statutory requirement that any decision of the Board to opt out of PERS can only be undertaken by Board resolution, Board members do not have a conflict of interest which would prohibit them from voting to withdraw the Board from the PERS system.

Future Ability to Opt Back Into the PERS System

The Board additionally asked for guidance as to whether it can later opt itself back in as a group once it elects to terminate participation in PERS. Opting back into PERS is expressly permitted by AS 39.35.615(f). The statute provides:

... (f) Termination of coverage of a department, group, or other classification of employees does not bar future coverage of that department, group, or other classification. If coverage of a department, group, or other classification is terminated under (a) of this section and the employer later amends its participation agreement to provide the renewed coverage of that department, group, or classification, an affected employee may be credited only with future service.

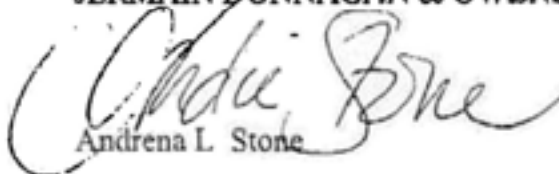
In order to elect coverage in the future, the Board would need to adopt a resolution to participate pursuant to AS 39.35.550. Such a resolution could take the form of the January 2001 resolution utilized by the Board to continue coverage for its members.

Melody Douglas, Chief Financial Officer
October 31, 2006
Page 3

I hope this information answers the questions of the Board. If I can be of further assistance, please let me know.

Sincerely,

JERMAIN DUNNAGAN & OWENS, P.C.



Andrena L. Stone

ALS/jmh
134621

KENAI PENINSULA BOROUGH SCHOOL DISTRICT

RESOLUTION 06-07-2

A RESOLUTION AUTHORIZING THE EXCLUSION OF ELECTED OFFICIALS OF THE KENAI PENINSULA BOROUGH SCHOOL DISTRICT IN THE PUBLIC EMPLOYEES' RETIREMENT SYSTEM OF ALASKA PURSUANT TO AS 39.35.

WHEREAS, the Kenai Peninsula Board of Education wishes to amend the participation agreement with the Public Employees' Retirement System (PERS) to exclude elected officials as a classification participating in the retirement system.

NOW, THEREFORE, BE IT RESOLVED:

1. Pursuant to AS 39.35 et seq., the Board of Education of the Kenai Peninsula Borough School District hereby requests permission to allow exclusion of elected officials in the Public Employees' Retirement System of Alaska.
2. The Kenai Peninsula Borough School District Board of Education further requests that exclusion of elected officials in the Public Employees' Retirement System of Alaska be made effective November 6, 2006.
3. The Superintendent of the Kenai Peninsula Borough School District is authorized and directed:
 - (1) To take any and all steps necessary to exclude elected officials from participating in the Public Employees' Retirement System.
 - (2) To initiate a Participation Agreement Amendment between the Kenai Peninsula Borough School District, and the State of Alaska, Department of Administration.
4. The political subdivision agrees that all eligible employees of the Kenai Peninsula Borough School District, except in the following designated category, will participate in the Public Employees' Retirement System of Alaska:
 - (1) All Elected Officials

PASSED BY THE KENAI PENINSULA BOARD OF EDUCATION, this 6th day of November, 2006.

Debra Mullins, President
Kenai Peninsula Borough School District
Board of Education

ATTEST: _____
Sally Tachick
Notary Public, State of Alaska
My Commission Expires 07/25/09

PUBLIC EMPLOYEES' RETIREMENT SYSTEM

Division of Retirement and Benefits
PO Box 110203 Juneau, AK 99811-0203
Phone: (907) 465-4460
Fax: (907) 465-3086

PARTICIPATION AGREEMENT AMENDMENT NO. _____

The Public Employees' Retirement System (PERS) Participation Agreement entered into between the State of Alaska (hereafter referred to as the State) and the Kenai Peninsula Borough School (employer name)

District on November 6, 2006, and approved by the State on _____ (date) (date)

is amended effective _____, by changing subparagraph 2 (date)

on page 2 to read as follows (type text of new subparagraph):

2. The political subdivision agrees that all eligible employees except in the following designated category will participate in the Retirement System:

All Elected Officials

Authorized Representative Signature

Dr. Donna Peterson
Authorized Representative Name (please type/print)

Superintendent
Authorized Representative's Title

Approved:

Administrator

Date



KENAI PENINSULA BOROUGH SCHOOL DISTRICT

Finance

Melody Douglas, Chief Financial Officer
148 North Binkley Street Soldotna, Alaska 99669-7553
Phone (907) 714-8888 Fax (907) 262-5867
Email mdouglas@kpbsd.k12.ak.us

September 25, 2006

MEMORANDUM

TO: Board of Education

FROM: Melody Douglas, CFO

SUBJECT: Elected Officials Withdrawal from PERS

A copy of the memo presented at the September 4, 2006 Board work session on this topic is attached for your reference.

There were two requests resulting from this work session:

1. How does PERS service affect someone who is a retired teacher? There is a conditional benefits section of State Statute 39.35.385 that states that a retired teacher serving as an elected official for two years or more shall have PERS service added and calculated against TRS salary and be eligible for health insurance resulting from PERS service. In essence, this would result in the elected official having health insurance under TRS and PERS.
2. Which Kenai Peninsula governmental entities have withdrawn from PERS? The City of Homer passed a resolution in 2005 excluding elected officials from PERS and the City of Seward passed a resolution in March, 2006 excluding elected officials from PERS. A similar resolution for the City of Kenai was withdrawn when it was presented earlier this year. It is my understanding this issue will again be addressed by the Kenai City Council later this year.

The Public Employees Retirement System requires a resolution and a Participation Agreement be submitted to the Division of Retirement and Benefits should the Board of Education elect to withdraw from this system.



KENAI PENINSULA BOROUGH SCHOOL DISTRICT

Finance

Melody Douglas, Chief Financial Officer
148 North Binkley Street Soldotna, Alaska 99669-7553
Phone (907) 714-8888 Fax (907) 262-5867
Email mdouglas@kpbsd.k12.ak.us

September 25, 2006

MEMORANDUM

TO: Board of Education

FROM: Melody Douglas, CFO

SUBJECT: Elected Officials Withdrawal from PERS

A copy of the memo presented at the September 4, 2006 Board work session on this topic is attached for your reference.

There were two requests resulting from this work session:

3. How does PERS service affect someone who is a retired teacher? There is a conditional benefits section of State Statute 39.35.385 that states that a retired teacher serving as an elected official for two years or more shall have PERS service added and calculated against TRS salary and be eligible for health insurance resulting from PERS service. In essence, this would result in the elected official having health insurance under TRS and PERS.
4. Which Kenai Peninsula governmental entities have withdrawn from PERS? The City of Homer passed a resolution in 2005 excluding elected officials from PERS and the City of Seward passed a resolution in March, 2006 excluding elected officials from PERS. A similar resolution for the City of Kenai was withdrawn when it was presented earlier this year. It is my understanding this issue will again be addressed by the Kenai City Council later this year.

The Public Employees Retirement System requires a resolution and a Participation Agreement be submitted to the Division of Retirement and Benefits should the Board of Education elect to withdraw from this system.



KENAI PENINSULA BOROUGH SCHOOL DISTRICT

Finance

Melody Douglas, Chief Financial Officer
148 North Binkley Street Soldotna, Alaska 99669-7553
Phone (907) 714-8888 Fax (907) 262-5867
Email mdouglas@kpbsd.k12.ak.us

September 25, 2006

MEMORANDUM

TO: Board of Education

FROM: Melody Douglas, CFO

SUBJECT: Elected Officials Withdrawal from PERS

A copy of the memo presented at the September 4, 2006 Board work session on this topic is attached for your reference.

There were two requests resulting from this work session:

5. How does PERS service affect someone who is a retired teacher? There is a conditional benefits section of State Statute 39.35.385 that states that a retired teacher serving as an elected official for two years or more shall have PERS service added and calculated against TRS salary and be eligible for health insurance resulting from PERS service. In essence, this would result in the elected official having health insurance under TRS and PERS.
6. Which Kenai Peninsula governmental entities have withdrawn from PERS? The City of Homer passed a resolution in 2005 excluding elected officials from PERS and the City of Seward passed a resolution in March, 2006 excluding elected officials from PERS. A similar resolution for the City of Kenai was withdrawn when it was presented earlier this year. It is my understanding this issue will again be addressed by the Kenai City Council later this year.

The Public Employees Retirement System requires a resolution and a Participation Agreement be submitted to the Division of Retirement and Benefits should the Board of Education elect to withdraw from this system.



KENAI PENINSULA BOROUGH SCHOOL DISTRICT

Finance

Melody Douglas, Chief Financial Officer
148 North Binkley Street Soldotna, Alaska 99669-7553
Phone (907) 714-8888 Fax (907) 262-5867
Email mdouglas@kpbsd.k12.ak.us

September 25, 2006

MEMORANDUM

TO: Board of Education

FROM: Melody Douglas, CFO

SUBJECT: Elected Officials Withdrawal from PERS

A copy of the memo presented at the September 4, 2006 Board work session on this topic is attached for your reference.

There were two requests resulting from this work session:

7. How does PERS service affect someone who is a retired teacher? There is a conditional benefits section of State Statute 39.35.385 that states that a retired teacher serving as an elected official for two years or more shall have PERS service added and calculated against TRS salary and be eligible for health insurance resulting from PERS service. In essence, this would result in the elected official having health insurance under TRS and PERS.
8. Which Kenai Peninsula governmental entities have withdrawn from PERS? The City of Homer passed a resolution in 2005 excluding elected officials from PERS and the City of Seward passed a resolution in March, 2006 excluding elected officials from PERS. A similar resolution for the City of Kenai was withdrawn when it was presented earlier this year. It is my understanding this issue will again be addressed by the Kenai City Council later this year.

The Public Employees Retirement System requires a resolution and a Participation Agreement be submitted to the Division of Retirement and Benefits should the Board of Education elect to withdraw from this system.



KENAI PENINSULA BOROUGH SCHOOL DISTRICT

Finance

Melody Douglas, Chief Financial Officer
148 North Binkley Street Soldotna, Alaska 99669-7553
Phone (907) 714-8888 Fax (907) 262-5867
Email mdouglas@kpbsd.k12.ak.us

September 4, 2006

MEMORANDUM

TO: Board of Education
FROM: Melody Douglas, CFO
SUBJECT: PERS for Elected Officials

Attached is information to assist the Board during the work session scheduled September 11, 2006 to discuss the Board withdrawing from the Public Employees Retirement System. These documents are:

- a recap on Estimated Organization Liability for Elected Officials in PERS prepared by Representative Seaton's office
- copy of KPBSD Resolution 00-01-9
- PERS Amendment Document for Elected Officials
- Peninsula Clarion article "Elected officials' pension benefits cost thousands"

Of the nine sitting Board Members, four (4) are vested in PERS, three (3) are not involved in PERS and two (2) are not vested.

The majority of the liability is generated from the medical benefit provided by PERS. Representative Seaton estimates this to be \$368,545, but it could range up to \$450,000 depending on the related variables per elected official retiring from PERS.

The defined benefit PERS system is designed for an employee and employer to each pay a retirement contribution rate designed to accumulate sufficient assets for an employee while working, to pay out over the retirement period. Board stipends are relatively low, therefore, the amount they pay into the system is relatively small. The District must make up the difference between the total cost of benefits and the amount a board member contributes.

Another element of consideration for this discussion is the potential of an elected official taking a regular salaried position for a PERS employer. When this happens the cost of pension benefits is apportioned strictly by the number of years of service at each employer. For example, if a board member served for 12 years (at a low stipend) then went to work for a PERS employer (at a high salary) for 4 years, the District would be liable for 75% (12/16) of the pension liability.

Please note that the District is liable for vested board members regardless of withdrawing from the PERS system.

Estimated Organization Liability for Elected Officials in PERS

Assumptions:

- Retirement for member begins in 2006.
- Medical costs are based on actuarial assumptions predicting medical costs to increase between 11 and 5% annually over the next 22 years.
- Benefits are based on retiring at age 60 and living to 82.
- Assumes contribution on member's behalf while they were an elected official is negligible.

ORGANIZATIONS'S LIABILITY:

Retiree is an elected official for 7 years and a regular PERS employee for 3 years. Benefits based on 10 years of service.

Post elected official position	High 3-year average salary (high 5 year average for Tier III)	Annual pension*	Organization's annual pension liability	Organization's pension liability over lifespan of retiree (22 years)	Total liability for medical over lifespan of retiree (22 years)***	Organization's liability for medical (22 years)	Organization's total liability
Entry level school janitor	26,496	5,299	3,709	81,607 33,600**	368,545	257,981	339,588
Beginning DOT grader operator	41,335	8,267	5,786	127,311 52,850**	368,545	257,981	385,292
Special Assistant to Governor	70,848	14,169	9,918	218,211 84,140**	368,545	257,981	476,192

*does not include annual automatic COLA at ¼ the Anchorage CPI, nor the additional 10% COLA if retiree lives in Alaska

**estimated present value at time of retirement

***actual liability may range up to \$450,000 depending upon variables

ORGANIZATION'S LIABILITY: 10 years only Organization council service. (For service starting after July 1, 2006 Tier IV applies)

Pre elected official position	High 3 year average salary	Annual pension *	Organization's annual pension liability	Organization's pension liability over lifespan of retiree (22 years)	Total liability for medical over lifespan of retiree (22 years)***	Organization's liability for medical (22 years)	Organization's total liability
Organization council only	600	3,000	3,000	66,000 25,000**	368,545	368,545	434,545

*minimum pension payment is \$25/month per year of service; does not include Automatic COLA at ¼ the Anchorage CPI, nor the additional 10% COLA if retiree lives in Alaska

**estimated present value at time of retirement

***actual liability may range up to \$450,000 depending upon variables

Estimated Organization Liability for Elected Officials in PERS

Retiree is a regular PERS employee for 15 years and an elected official for 5 years. Benefits based on 20 years of service.

Pre elected official position	High 3 year average salary (high 5 year average for Tier III)	Annual pension*	Organization's annual pension liability	Organization's pension liability over lifespan of retiree (22 years)	Total liability for medical over lifespan of retiree (22 years)***	Organization's liability for medical (22 years)	Organization's total liability
Head school janitor	47,000	21,150	5,287	116,325 59,815**	368,545	92,136	208,461
Senior DOT grader operator	55,500	24,975	6,243	137,362 70,632**	368,545	92,136	229,498
Special Assistant to governor	\$70,848	29,025	7,256	159,637 82,062**	368,545	92,136	251,773

*does not include annual automatic COLA at ¼ the Anchorage CPI, nor the additional 10% COLA if retiree lives in Alaska

**estimated present value at time of retirement

***actual liability may range up to \$450,000 depending upon variables

Tier I: 1/1/61 – 6/30/86

Tier II: 7/1/86 – 6/30/96

Tier III: 7/1/96 – 6/30/2006

Tier IV: 7/1/2006 on or after

Organizations = any organization of elected officials that are eligible for PERS membership, ie School Board, City Council or Borough Assembly.

Prepared by the office of Rep. Paul Seaton



KENAI PENINSULA BOROUGH SCHOOL DISTRICT

Office of Superintendent

Dr. Donna Peterson, Superintendent of Schools
148 North Binkley Street Soldotna, Alaska 99669-7553
Phone (907) 714-8888 Fax (907) 262-9132

Oct. 30, 2006

To: Board of Education

A handwritten signature in cursive script that reads "Donna Peterson".

From: Donna Peterson, Superintendent

Subject: Kenai Conversations

Attached is the document that has been provided to Site Council and Academic Policy Committee meetings regarding the Kenai Conversations. The written feedback is due by November 3. At the worksession on November 6, the compiled feedback will be available to you. This will provide an opportunity to review it before the public meeting on Tuesday, November 7, 7:00pm at Kenai Central High School.

Kenai Conversation

Issue:

Kenai has fewer students that are spread out among more educational options.

Background:

District-wide enrollment declines have been about 2% per year. In Kenai area neighborhood schools, the enrollment decline has also been impacted by changes in Nikiski area schools and the opening of private and charter schools. Transferring teachers who have been teaching in buildings for several years as well as transferring teachers after school begins because projections were not met have occurred more frequently in Kenai than in any other area of the peninsula. Significant public comment has been made about the reasons and subsequent actions of KPBSD administration to address issues of transferring teachers and housing of charter schools. Directed by the Board of Education, and in line with the community based model for addressing issues, Superintendent Peterson is charged with conducting conversations with Kenai residents about the future of education in their community. It is assumed that collaborative conversations with those most affected will result in recommendations based on the needs of the Kenai students and a recognition of the wishes of the community.

Process:

1. Gather data about Kenai demographics and community trends.
2. Frame the conversations by addressing questions:
 - Are there too many transitions between our traditional schools?
 - How can each school be considered as the "best show in town" so that parents have quality options for educating their students in the public system?
 - How do we develop an educational system where every student can reach his/her highest personal potential?
 - Is there such a thing as a neighborhood/traditional school in the working parent society of today?
 - Should/how can the school role be expanded as the learning hub of the community?
3. Share a "situation paper/process" and refine prior to meeting with community
 - with Kenai principals
 - with leadership team
 - with Board of Education

4. Finalize process for community conversations and communicate
 - a. meet first with site councils/parents at school sites to share statistics and data
 - b. Meet with Real Estate agents
 - c. Presentation to:
 - Chamber Board
 - Kenai City Council
 - Child Study Team
 - Pastor group
 - d. Communicate with site councils, parent groups to finalize information on providing feedback
5. Schedule and conduct public meeting
 - a. take testimony
 - b. provide opportunities for written feedback

Outcomes:

Short term:

In spring 2007, the School Board will be looking for a recommendation from the District Administration regarding housing of Charter School student growth for Kaleidoscope School. At this time, it appears that space is available at Mountain View Elementary. The concerns about Kaleidoscope being housed on two campuses and about sharing facilities should be addressed.

The option of combining the neighborhood schools of Mountain View and Sears into one building and allowing Kaleidoscope School to have responsibility for the costs associated with Sears Elementary facility should also be explored. The questions of "do they fit" and "what will the District do if/when the numbers are too big for the one school" need to be addressed.

Long term:

Unknown, but a conversation will hopefully result in additional ways to create a vibrant learning community. Kenai has many strengths such as unparalleled community support and behavioral norms/expectations for children. It is a more "traditional" community than most on the Peninsula. Students have outstanding opportunities for involvement in sports, music, and service learning. Partnerships with outside entities flourish and leadership opportunities and mentorships abound. The expectation is that the strengths can be the foundation for designing and embracing a future educational system that addresses the needs of the students and wishes of the community.

Public Input:

- Letters from site council/APCs
 - Written after site discussion
 - Weighed heavily
 - Must be on school letterhead
 - Received by superintendent by November 3
- Written Comments/letters from individuals and groups
 - Via email to superintendent and Board at dpeterson@kpbsd.k12.ak.us
 - Via fax at 262-9132
 - Via US mail to 148 N. Binkley, Soldotna, Alaska 99669
 - Received by superintendent by November 3
- Oral comment
 - Public meeting November 7, at 7 p.m. at KCHS
 - To give information beyond written statements
 - 3-minute time limit
 - At any school Board meeting during Public Presentations.

Kenai Peninsula Borough School District Board of Education Meeting Minutes

October 23, 2006 – 7:00 p.m.
Regular Meeting

Borough Administration Building
148 N. Binkley, Soldotna, Alaska

SCHOOL BOARD MEMBERS:	Mrs. Debra Mullins Mrs. Sammy Crawford Mrs. Lynn Hohl Mr. Marty Anderson Dr. Nels Anderson Mrs. Debbie Brown Mrs. Liz Downing Mr. Bill Hatch Mrs. Sunni Hilts Miss Lydia Ames, Student Representative	
STAFF PRESENT:	Dr. Donna Peterson, Superintendent of Schools Mrs. Melody Douglas, Chief Financial Officer Mr. Sam Stewart, Assistant Superintendent Mr. Glen Szymoniak, Assistant Superintendent	
OTHERS PRESENT:	Mr. Mick Wykis Mr. Mark Larson Mrs. Elaine Larson Ms. Linda Watters Mr. Dave Spence Mrs. Laurie Olson Mrs. Cathy Carrow Mrs. Susan Larned Mr. Joe Nicks	Mr. Phil Hermenak Mr. Tony Lewis Mrs. Sherry Nauta Mr. Larry Nauta Mr. Tim Peterson Mrs. Patty Rich Mr. Sean Dusek Ms. Mo Sanders Mrs. Doris Cannon
	Others present not identified.	
CALL TO ORDER: <i>(7:01:12 PM)</i>	Mrs. Mullins called the meeting to order at 7:01 p.m.	
PLEDGE OF ALLEGIANCE: <i>(PM)</i>	Mrs. Mullins invited those present to participate in the Pledge of Allegiance.	
OATH OF OFFICE: <i>(7:01:36 PM)</i>	The Oath of Office was administered to newly elected School Board members Mrs. Lynn Hohl, Mrs. Liz Downing, Mr. Bill Hatch and Mr. Marty Anderson by notary public, Mrs. Sally Tachick.	
ROLL CALL: <i>(7:04:57 PM)</i>	Mrs. Debra Mullins Mrs. Sammy Crawford Mrs. Lynn Hohl Mr. Marty Anderson Dr. Nels Anderson Mrs. Debbie Brown Mrs. Liz Downing Mr. Bill Hatch Mrs. Sunni Hilts Miss Lydia Ames	Present Present Present Present Present Present Present Present Present Present

APPROVAL OF AGENDA:
(7:05:36 PM)

The agenda was approved as written. Mrs. Tachick clarified that the Finance Report and Quarterly Budget Transfer Report should be numbered as Items 9a and 9b. respectively.

REORGANIZATION OF BOARD:
(7:05:44 PM)

Mrs. Mullins announced that a reorganization of the Board was in order.

MOTION

Mrs. Crawford nominated Mrs. Mullins as president of the Board. Mrs. Hilts requested that nominations for president be closed. Mrs. Crawford seconded.

Motion carried unanimously.

MOTION

Dr. Anderson nominated Mrs. Sammy Crawford as vice president of the Board. Mrs. Hilts requested that nominations for vice president be closed. Mr. Hatch seconded.

Motion carried unanimously.

MOTION

Dr. Anderson nominated Mrs. Liz Downing as clerk of the Board. Mrs. Hilts requested that nominations for clerk be closed. Mrs. Lynn Hohl seconded.

Motion carried unanimously.

MOTION

Dr. Anderson nominated Mr. Marty Anderson as treasurer of the Board. Mrs. Crawford requested that nominations for treasurer be closed. Mr. seconded.

Motion carried unanimously.

ESTABLISH MEETING TIME, DATE AND PLACE:
(7:08:07 PM)

Mrs. Crawford moved the Board set its meeting time, date and place for 7:00 p.m. on the first and third Monday of each month (unless otherwise noted) at the Borough Administration Building, Soldotna (unless otherwise noted) and that one meeting be scheduled in Homer and one meeting in Seward in the fall and spring.

MOTION

VOTE:

Advisory Vote: NO
YES – Downing, M. Anderson, Crawford, Hohl, Hatch, Hilts, N. Anderson, Mullins
NO – Brown

Motion carried.

APPROVAL OF MINUTES:
(7:10:22 PM)

The School Board Minutes of October 2, 2006, were approved as printed.

SCHOOL REPORT:*(7:13:22 PM)*

Mr. Mick Wykis, Kaleidoscope Charter School administrator, gave a PowerPoint presentation highlighting thematic units, collaboration among teachers, staff training, parent involvement, assessment information, and the Willow facility. Mrs. Misty Hamilton, APC Chairperson, reported on Board training provided by AASB. Mrs. Elaine Larson directed several students in songs titled, *In Alaska* and *This Land is Your Land*. Miss Alex Bergholtz, Mr. Logan Boyle, Miss Harly Olson, and Mr. Isaac Lewis, students, spoke about the year-long theme, science lessons, the arts, and lifelong guidelines and the brain.

RECESS:*(7:30:44 PM)*

At 7:30 p.m. Mrs. Mullins called a recess.

RECONVENE AFTER**RECESS:***(7:37:14 PM)*

At 7:37 p.m., the Board reconvened in regular session.

PUBLIC PRESENTATIONS:*(7:37:21 PM)*

Mrs. Jenny Hammond asked the Board for additional teachers to lower the pupil/teacher ratio and two portable classrooms for Nikiski North Star Elementary. She stated that during the next legislative session she will ask legislators for more funding for education.

COMMUNICATIONS AND**PETITIONS:***(7:40:33 PM)*

Dr. Peterson reported that she has received Kenai Conversation correspondence and noted that comments are due in her office on November 3. She noted that the Kenai Conversation public meeting is scheduled for November 7 at 7:00 pm, at Kenai Central High. She announced that in a press release copied to the Board Sammy Crawford was selected to receive the Alaska Association of School Administrators Don McKinnon Educational Excellence and Human Recognition Award. She noted that copies of the nomination application for the National School Board Association Magma Award were given to the Board.

**ADVISORY COMMITTEE,
SITE COUNCIL AND/OR
P.T.A., K.P.A.A., K.P.E.A.,
K.P.E.S.A, BOROUGH
ASSEMBLY:***(7:41:32 PM)*

Mrs. Carrow, KPEA president, noted the executive board has made an effort to visit schools and classrooms and are hearing positive comments regarding the bargaining process, the new contract and the new language arts curriculum.

**SUPERINTENDENT'S
REPORT:***(7:43:34 PM)*

Dr. Peterson reported that schools in Seward, Nikolaevsk, Tyonek, and Hope are participating in polycom classes in AP English, accounting, high school qualifying exam math, and AP calculus. She noted that Mrs. Douglas is well respected throughout state, country, and world and was evidenced during a recent trip to the ASBO International Conference in Pittsburgh, Pennsylvania.

FINANCIAL REPORT:*(7:44:55 PM)*

Mrs. Douglas presented the financial report of the District for the period ending September 30, 2006.

**QUARTERLY BUDGET
TRANSFER REPORT:***(7:45:29 PM)*

Mrs. Douglas reported on budget transfers Numbers 1 through 47 for various schools and departments within the District.

BOARD REPORTS:

(7:46:10 PM)

Mr. Anderson reported that the Charter School Oversight Committee reviewed the three reapplications. He reported that the group discussed space requirements and the various aspects involving two schools housed in one building. He reported that the Committee recommends that:

1. The Fireweed Charter application be approved but action should be postponed on the request for additional space until after the Site Council and Committee meetings in Homer are completed. The Board should approve the Aurora Borealis Charter and Soldotna Montessori Charter applications as proposed.
2. Action on the growth and request for additional space by Fireweed be taken by November 20.

Mrs. Hilts reported that she attended the National Indian Education Convention in Anchorage and attended many excellent presentations. She noted that the top priority of American Indians is language revitalization and are working to keep their children from being invisible. She stated that she was impressed with a session on learning styles.

Mrs. Crawford reported that she accepted the Don McKinnon Award at the Alaska Council of School Administrators Fall Conference in Fairbanks.

Mrs. Downing reported that she visited West Homer Elementary and that she discussed facility use by the school and charter school with Kiki Abrahamson, Charlie Walsworth, and Benny Abraham.

Mrs. Mullins reported that the Policy Review Committee reviewed Section 7000 and other policies and added that the proposed revisions will be brought to the Board for review at a later date.

BOARD WORKSESSION REPORT:

(7:55:02 PM)

Mrs. Mullins reported that the Board discussed School Board meeting dates and times, the District Improvement Plan, the math curriculum, parallel block scheduling and heard a busing update.

CONSENT AGENDA:

(8:01:58 PM)

Items presented on the Consent Agenda were Approval of Request for Leave of Absence-Certified, New Teacher Assignments, Budget Transfer, KPSAA High School Handbook Revisions, and Resignation.

REQUEST FOR LEAVE OF ABSENCE-CERTIFIED:

Mr. Szymoniak recommended the Board approve an unpaid leave of absence request for Tania Trejo, science teacher, Voznesenka School, for the 2007-2008 school year.

NEW TEACHER ASSIGNMENTS:

Mr. Szymoniak recommended the Board approve teaching assignments for Gabe Evins, generalist-teacher/advisor, Connections Program; Nine Dodge, (.50 FTE temporary/.50 FTE permanent) French teacher, Homer High; and Sheryl A. Hingley, Grades 4-8 generalist, Susan B. English Elementary/High.

BUDGET TRANSFER:

Mrs. Douglas recommended the Board approve budget transfer Number 50 for \$425,000 by the Transportation Department to allocate fuel costs for the Home-to-School bus routes.

**KPSAA HIGH SCHOOL
HANDBOOK REVISIONS:**

Mr. Szymoniak recommended the Board approve an ASAA proposal to raise the soccer season game limit from 12 to 16 games.

RESIGNATION:

Mr. Szymoniak recommended the Board approve the resignation of Cheryl Hobart-Verkuilen, physical education teacher, Nikiski Middle/High, effective January 16, 2007.

MOTION

Mrs. Crawford moved the Board approve Consent Agenda Items Numbers 1 through 5. Mr. Hatch seconded.

Motion carried unanimously.

**FIREWEED ACADEMY
CHARTER SCHOOL
REAPPLICATION:**

(8:02:58 PM)

Mr. Glen Szymoniak presented Fireweed Academy Charter School's request for reapplication.

Ms. Kiki Abrahamson, Fireweed Academy Charter School teacher, reported that a recent fundraiser earned \$12,000 to pay for field trips, and other expenses. She reported that requests from parents have prompted the request to expand to Kindergarten through Grade 2 and Grades 7 through 10. She recommended a book titled, *A Mind At a Time* and read an excerpt regarding honoring the diversity of minds.

Mr. Tony Lewis, Kaleidoscope parent, asked the Board to approve all three charter school reapplications. He expressed concern for serious problems with student demographics within charter schools and suggested that policies be developed that encourage the same demographics in all schools.

Mrs. Patty Rich, Soldotna Elementary custodian and parent, asked about funding of charter schools and disagreed with the amount of money set aside to pay for the services in support charter schools. She suggested that charter schools be required to pay actual costs of services.

Mr. Szymoniak noted that Fireweed Charter School and West Homer Elementary School is a model for shared facilities. He stated that site councils need to be involved in the formulation of a shared facility situation and noted that the Homer Middle School Site Council has not had a chance to consider Fireweed's request to share the facility. He suggested that the Board postpone action until discussions with the Homer Middle Site Council and approve the Fireweed Charter School reapplication with the stipulation that acceptance does not obligate the Board on numbers and space.

MOTION

Mr. Anderson moved the Board approve the Fireweed Charter School reapplication and to postpone action on the decision of additional space and grade levels until November 20. Dr. Anderson seconded.

**FIREWEED ACADEMY
CHARTER SCHOOL
REAPPLICATION:**

(continued)

Mrs. Downing explained that the charter reapplication process does not commit the Board to specific facilities or the expansion of the program but allows the Fireweed Charter School to exist for another five years. She explained that facility space is negotiated each year and if Fireweed Charter chooses to expand beyond third through eighth grade, the Board will have to take action. She reported that the Charter School Oversight Committee will meet with Homer Middle School community members prior to November and will bring a recommendation back to the Board.

Mr. Szymoniak explained that a one-year addendum to the charter school contract contains expansion language that is negotiated each year and added that the contract is only a management tool. Mr. Szymoniak explained that a second addendum to the Fireweed Charter School will address shared space at Homer Middle School.

Motion carried unanimously.

**AURORA BOREALIS
CHARTER SCHOOL
REAPPLICATION:**

(8:26:09 PM)

Mr. Glen Szymoniak presented Aurora Borealis Charter School's request for reapplication.

Mr. Larry Semmens, Aurora Borealis Charter School Academic Policy Committee chairperson, stated that he is proud of the charter school and pleased with the education his children have received. He stated that he is thankful for the District's vision of charter schools and recognized the hard work that has been put in to developing policies.

Mr. Tony Lewis, Kaleidoscope Charter School Academic Policy Committee chairperson, expressed concern for the Aurora Borealis Charter School discipline policy and the process for student expulsion and stated that it should be the responsibility of the Board.

Mr. Everett Atkins asked whether charter schools are receiving the money that they are entitled to.

MOTION

Mr. Anderson moved the Board approve the Aurora Borealis Charter School reapplication. Mrs. Crawford seconded.

Motion carried unanimously.

**SOLDOTNA MONTESSORI
CHARTER SCHOOL
REAPPLICATION:**

(8:30:04 PM)

MOTION

Mr. Glen Szymoniak presented Soldotna Montessori Charter School's request for reapplication.

Mrs. Downing moved the Board approve the Soldotna Montessori Charter School reapplication. Mr. Hatch seconded.

Motion carried unanimously.

**2007 LEGISLATIVE
PRIORITIES:**

(8:32:29 PM)

Dr. Peterson recommended the Board approve the list of 2007 state and federal legislative priorities.

**2007 LEGISLATIVE
PRIORITIES:**

(continued)

MOTION

Mrs. Hilts recommended the Board approve the 2007 state and federal legislative priorities. Mr. Anderson seconded.

MOTION

Mrs. Brown moved the Board approve a division of the question. Mrs. Hohl seconded.

VOTE:

Advisory Vote – ABSTAIN

YES – Brown, Hohl

NO – Downing, N. Anderson, Hatch, M. Anderson, Hilts, Crawford, Mullins

Motion failed.

MOTION

Mrs. Brown moved the Board delete the paragraph titled, Providing Accountability for all School Age Children of the State, on the 2007 state legislative priorities list. Motion died for lack of a second.

VOTE ON MAIN MOTION:

Advisory Vote – YES

YES – Hilts, M. Anderson, Crawford, Downing, Hatch, N. Anderson, Hohl, Mullins

NO – Brown

Motion carried.

**PUBLIC PRESENTATIONS/
COMMENTS:**

(8:42:12 PM)

Mrs. Mullins recognized former Board member, Susan Larned.

Mrs. Jenny Hammond expressed support for the legislative priority of requiring educational accountability for all school-aged children and the state and federal priority of health care for all children.

Mr. Larry Semmens expressed support for the legislative priorities especially the priority addressing the Alaska unfunded PERS and TRS liability. He introduced himself as a member of the Alaska Retirement Management Board (ARM) and reviewed escalating retirement costs and the work of the ARM Board.

Mr. Everett Atkins, Ridgeway resident, suggested that state and federal employees on the Social Security system pay part of the retirement costs. He asked the Board to remove the teaching of the Darwin Theory from the District curriculum.

BOARD COMMENTS:*(8:51:10 PM)*

Mrs. Brown thanked Mr. Atkins for his comments and suggested the Board consider the Darwin Theory issue when the science curriculum is reviewed in the 2007-2008 school year. She stated that she is pleased that the District is continuing to support charter schools. She expressed concern for the brevity of the Board minutes and asked how the public can access an audio record of previously held meetings. She asked for the cost charged to the public for a copy of the meeting audio. She stated that the 2007 State and Federal Legislative Priorities have serious flaws and deal with topics that the Board has no business addressing. She stated that she also disagrees with AASB Resolutions.

Dr. Anderson stated that he encourages educational accountability because all students deserve the right to an education. He expressed caution for teaching religion and science. He stated that medicine is not and never will be a free enterprise system and that society will not solve the problem of escalating medical costs through free enterprise.

Mrs. Downing suggested that Mrs. Brown discuss the issue of the minutes with other Board members and administration to understand how the decision was made since she was unable to attend the meeting in which the topic was discussed. She recommended the book titled, *A Mind at a Time*, and added that it is a wonderful book that provides an understanding how minds are all different at different times. She thanked Mrs. Doris Cannon and Mr. Sam Stewart for accelerating the math curriculum review.

Mrs. Hohl provided a report of the PTA Legislative Issues Conference and noted that she attended sessions regarding obesity, land trusts, parent involvement, and the group chose legislative priorities. She noted that the delegate from Hope mentioned teleconferencing or webcasting.

Miss Ames noted that \$865,857 was saved by cutting thirteen buses since the 2003-2004 school year. She stated that the parallel block scheduling system seems to be good for elementary students because of the small class sizes and the integration of the different groups of schools. She expressed support for the educational accountability is a good legislative priority. She stated that she was pleased to see the public interest and community support in District schools as evidenced by the testimony provided at the meeting.

Mr. Anderson thanked Kaleidoscope Charter School staff for the presentation. He welcomed Mrs. Hohl to the Board. He expressed support for the health care and educational accountability legislative priorities approved by the Board. He thanked the Sterling and Funny River area voters for reelecting him to the Board for another term.

BOARD COMMENTS:*(continued)*

Mrs. Hilts thanked Mr. Semmens for his comments regarding the Alaska retirement system and added that without financial assistance from somewhere, the Board will not be able to lower pupil/teacher ratio. She stated that Indian students nationwide are underperforming, but much work is being done to provide a solution and added that the nation is dealing with NCLB mandates and are trying to raise test scores. She encouraged those present to do more to help Indian students.

Mr. Hatch stated that there is a compelling need for all Alaskan children to get a good education and that there must be accountability on all fronts. He reported on visits to Mt. View Elementary, Soldotna Elementary, Nikiski Elementary and Nikiski North Star Elementary schools, and added that he is proud to be associated with the KPBSD because all students are on task and happily learning. He thanked District teachers for doing an excellent job.

Mrs. Crawford congratulated all returning Board members and new Board member, Mrs. Hohl. She congratulated Mrs. Douglas for the national recognition and thanked Dr. Peterson for being a presenter at the ASBO International Conference. She thanked Dr. Peterson for nominating the District for the NSBA Magna Award. She thanked Mr. Wykis for the Kaleidoscope Charter School presentation. She thanked the charter school staff members and parents for their testimony. She stated that school visitations are exciting and added that she is proud to be a Board member. She encouraged Board members to begin their scheduled school visits. She explained that AASB resolutions are developed by member districts throughout Alaska and do not come from office staff. She noted that she has received several calls and letters regarding substitute pay and added that she would like to discuss the matter during the budget process.

Mrs. Mullins appointed herself to the Secondary Language Arts Curriculum Committee and Dr. Anderson to the Math K-12 Curriculum Committee.

Mrs. Mullins thanked those present for testifying at the Board meeting. She expressed appreciation for the presentations and questions. She reported that she attended the Association of School Business Officials International Conference in Pittsburgh, Pennsylvania. She reported that many of the conference sessions were germane to school board work. She reported that Mrs. Douglas is highly respected. She attended a session provided by Dr. Peterson. She commended Dr. Peterson and Mrs. Douglas for a job well done.

ADJOURN:
(9:13:24 PM)

At 9:13 p.m., Dr. Anderson moved the School Board Meeting be adjourned. Mr. Hatch seconded.

Motion carried unanimously.

Respectfully submitted,

Mrs. Debra Mullins, President

Mrs. Liz Downing, Clerk

The Minutes of October 23, 2006,
have not been approved as of
October 25, 2006.




KENAI PENINSULA BOROUGH SCHOOL DISTRICT

148 North Binkley Street
Phone (907) 714-8888

Soldotna, Alaska 99669
Fax (907) 262-9645

November 6, 2006

TO: Board of Education

FROM: Tim Peterson, Director, Human Resources 

THROUGH: Glen Szymoniak, Assistant Superintendent

SUBJECT: Approval of Substitute Contracts – Item 10 a (1)

The Administration recommends the following long term substitute contracts be approved:

Laurie Kempf	Special Ed, Resource	Sears Elementary
Zada Friedersdorff	Language Arts	Soldotna Middle School
Linda Vroman	Special Ed, Resource	Sterling Elementary



SEARS ELEMENTARY SCHOOL

John Cook, Principal

549 N. Forest Drive

Kenai, Alaska 99611

Date: October 31, 2006

To: KPBSD School Board Members

From: John Cook
Principal, Sears Elementary School

RE: Long Term Contract

Laurie Kempf has been subbing for Jennifer Harvey Kindred for more than 20 consecutive days. The 20th day was on October 19th. At this time I am requesting a long term contract for Laurie Kempf.

Respectfully,

John Cook
Principal, Sears Elementary School
549 N. Forest Drive
Kenai, Alaska 99611
283-4826



Sterling Elementary School
A NASA Explorer School

PO Drawer 89
Sterling, Alaska 99672
Phone: 907-262-4944
Fax: 907-262-5128
Email: cernold@kpsbd.k12.ak.us

October 12, 2006

To: Julie Holland

From: Christine Ermold

C. Ermold

Re: Long Term Sub Contract

Please prepare a long term substitute contract for Linda Vroman. She has been substituting for Gail Frasher, who is out on FMLA leave for the birth of her daughter. Linda's first day was September 15, 2006.



Julie Holland
27 Oct 06



Soldotna Middle School
426 W. Redoubt Avenue
Soldotna, AK 99669
(907) 262-4344 phone
(907) 262-7036 fax



TO: Tim Peterson

FROM: Sharon Moock *SM*

DATE: October 10, 2006

RE: Long Term Certified Substitute
Pay Increase & Account Reimbursement



September 13, 2006 was Zada Friedersdorff [REDACTED], first day of substituting for Polly Blair [REDACTED]. October 9th was her 19th day, please increase Zada's pay rate to the appropriate amount. Zada subbed for Mrs. Blair while she was on sick/medical leave.

Please credit Soldotna Middle School account number 100-12-4100-0000-3171.
Thank you for your assistance.

Tim Peterson
20 Oct 06



KENAI PENINSULA BOROUGH SCHOOL DISTRICT

148 North Binkley Street
Phone (907) 714-8888

Soldotna, Alaska 99669
Fax (907) 262-9645

DATE: November 6, 2006
TO: Board of Education
FROM: Tim Peterson, Director, Human Resources
THROUGH: Glen Szymoniak, Assistant Superintendent
SUBJECT: Approval of Resignations-- Item 10 a (2)

It is recommended the following resignations be approved effective at the end of the 2006-07 school year:

Dan Roach	Grade 1	Aurora Borealis Charter School
Marsha Gustkey	Grade 3	Mountain View Elementary
Sandra J. Miller	Algebra/Geography	Soldotna High School

October 23, 2006

Tim Peterson
Director, Human Resources
Kenai Peninsula Borough School District

Dear Tim,

Please be advised that I will be retiring from my teaching position at the end of the 2006-2007 school year. Thank you very much.

Sincerely,

Dan Roach

Dan Roach



Tim Peterson
27 Oct 06

October 20, 2006
Mr. Syverson and Dr. Peterson
Kenai Peninsula School District
148 North Binkley Street
Soldotna, Alaska
99669

Dear Mr. Syverson and Dr. Peterson

I have been a teacher at Soldotna High School for twenty-two years and have taught elsewhere for an additional eleven years. I have loved this occupation and the students I have taught over the years, but it is time to move on.

This letter is to inform you of my intent to retire from the Kenai Peninsula School District at the end of this school year. I intend to notify the state and begin the process as soon as possible.

I wish you all the best and will continue to pray for students, administrators and staff.

Sincerely,

Sandra J. Miller

Sandra J. Miller



Syverson
20 Oct 06

October 30, 2006

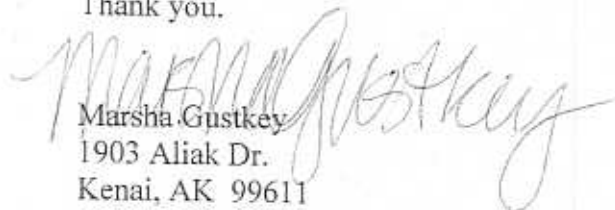
Board of Education
Kenai Peninsula Borough School District
148 N. Binkley
Soldotna, AK 99669



Personnel Department

I plan to retire at the end of the 2006-2007 school year. Per the negotiated agreement, please extend my contract four days at my per diem rate, in exchange for four personal days. I have discussed this with Jim Dawson, principal at Mt View Elementary.

Thank you.


Marsha Gustkey
1903 Aliak Dr.
Kenai, AK 99611
907-283-3049

cc Jim Dawson


31 Oct 06

Kenai Peninsula Borough School District

School/Class Enrollment Count as of the fourth Thursday of September.

Please list your staff and their FTE. Complete the Enrollment section using the enrollment number as of the fourth Thursday of September. Don't worry about the totals (areas in green).

School name **AURORA BOREALIS**

Administration	Employee Name	FTE	Position/Grade	ENROLLMENT #'s (full time students)											
TOTAL		0.00													
Regular Ed	Certified			Elementary Students Enrolled	Middle/High Students Enrolled per period										
					1st	2nd	3rd	4th	5th	6th	7th				
					ANDERSON, SCOTT	1.00	LANGUAGE ARTS		14	14	12	14	14		
				24	BALL, JULIE	1.00	KINDERGARTEN								
				22	DRURY, DON	1.00	THIRD GRADE								
				22	HAGEN, JOY	1.00	FIFTH GRADE								
					MOORE, LEE	1.00	LATIN				6		14		
				20	PALM, EUGENE	1.00	SIXTH GRADE								
					PHILLIPS, SUZANNE	1.00	LANGUAGE ARTS /RDG/ MATH/ SCIENCE		14	14	16	8	14	14	
				23	ROACH, DANIEL	1.00	FIRST GRADE								
				17	SEVERSON, WILLIAM	1.00	FOURTH GRADE								
				22	UPONEN, LORI	1.00	SECOND GRADE								
TOTAL		10.00		150	28	28	28	28	28	28	0				
				Total Enrollment 178											
				<i>(Unduplicated Count)</i>											
Specialists	Certified			<i>(Office Use Only)</i>											
				Class Size Average 15.9				Pupil/Teacher Ratio 17.8							
<i>i.e., counselor, athletic director, librarian (pe & music for elementary schools only)</i>	BURNS, PAMELA	0.50	PE												
	UPONEN, JOHN D	1.00	.50 ART/ .50 MUSIC												
<i>DO NOT include Title I, Migrant, etc.</i>															
TOTAL		1.50													
GRAND TOTAL		11.50													
				Number of Sections (office use only)											
				1-9	2	20-24	6								
				10-14	10	25-29	0								
				15-19	2	30 +	0								

Kenai Peninsula Borough School District

School/Class Enrollment Count as of the fourth Thursday of September.

Please list your staff and their FTE. Complete the Enrollment section using the enrollment number the fourth Thursday of September. Don't worry about the totals (areas in green).

School name **CHAPMAN**

Administration	Employee Name	FTE	Position/Grade	ENROLLMENT #'s (full time students)							
TOTAL				Elementary Students Enrolled	Middle/High Students Enrolled per period						
Regular Ed	Certified				1st	2nd	3rd	4th	5th	6th	7th
	CONLEY, SHARON	0.5	PRINCIPAL								
		0.50									
	AUSTIN, DONNA	1.00	KINDERGARTEN	19							
	CRUM, CHRISTINE	1.00	FIFTH GRADE	19							
	HAUGH, JENNIFER	1.00	FOURTH GRADE	13							
	JOHNSON, KIMBERLY	1.00	FIRST/SECOND GRADE	27							
	SHAW, JULIE	1.00	SECOND/THIRD GRADE	16							
	VAN HOOSER, GARY	0.50	SCIENCE/ GEOGRAPHY/ HIST		22	22					
	HIPBSHMAN, LORRAINE	1.00	SIXTH GRADE	9	6						
TOTAL		6.50		103	22	22	22	0	0	0	0
				Total Enrollment				125			
				<i>(Unduplicated Count)</i>							
Specialists	Certified										
	VAN HOOSER, GARY	0.50	PE / MUSIC								
	WINDOW, CAROLYN	0.50	MUSIC								
<i>i.e., counselor, athletic director, librarian (pe & music for elementary schools only)</i>											
<i>DO NOT include Title I, Migrant, etc.</i>											
TOTAL		1.00									
GRAND TOTAL		8.00									

<i>(Office Use Only)</i>	
Class Size Average	16.9
Pupil/Teacher Ratio	19.2

Number of Sections <i>(office use only)</i>			
1-9	2	20-24	2
10-14	1	25-29	1
15-19	4	30 +	0

Please list your staff and their FTE. Complete the Enrollment section using the enrollment number the fourth Thursday of September. Don't worry about the totals (areas in green).

School name COOPER LANDING

	Employee Name	FTE	Position/Grade
Administration	ERMOLD, CHRISTINE	0.2	PRINCIPAL
TOTAL		0.20	
Regular Ed			
 Certified	GOSSARD, THOMAS	1.00	GENERALIST K - 8
TOTAL		1.00	
SPECIALISTS			
 Certified			
<i>i.e., counselor, athletic director, librarian (pe & music for elementary schools only)</i>			
<i>DO NOT include Title I, Migrant, etc.</i>			
TOTAL		0.00	
GRAND TOTAL		1.20	

Elementary Students Enrolled	ENROLLMENT #'s (full time students)						
	Middle/High Students Enrolled per period						
	1st	2nd	3rd	4th	5th	6th	7th
11							
11	0	0	0	0	0	0	0

Total Enrollment 11
 (Unduplicated Count)

(Office Use Only)
Class Size Average 11.0
Pupil/Teacher Ratio 11.0

Number of Sections (office use only)

1-9	0	20-24	0
10-14	1	25-29	0
15-19	0	30 +	0

Kenai Peninsula Borough School District

School/Class Enrollment Count as of the fourth Thursday of September.

Please list your staff and their FTE. Complete the Enrollment section using the enrollment number the fourth Thursday of September. Don't worry about the totals (areas in green).

School name **FIREWEED ACADEMY**

Administration	Employee Name	FTE	Position/Grade	ENROLLMENT #'s (full time students)							
				Elementary Students Enrolled	Middle/High Students Enrolled per period						
TOTAL		0.00			1st	2nd	3rd	4th	5th	6th	7th
Regular Ed											
Certified	ABRAHAMSON, CHRIS	1.00	LA/SS GRADES 3 - 8	17							
	FINE, KAREN	1.00	GRADES 3 - 6	16							
	OWENS, KRISTINA	1.00	SCIENCE/MATH GR 3 - 8	17							
	ZUNIGA, STEPHANIE	1.00	GRADES 3 - 6	16							
TOTAL		4.00		66	0	0	0	0	0	0	0
				Total Enrollment 66							
				(Unduplicated Count)							
Specialists											
Certified											
<i>i.e., counselor, athletic director, librarian (pe & music for elementary schools only)</i>											
<i>DO NOT include Title I, Migrant, etc.</i>											
TOTAL		0.00									
GRAND TOTAL		4.00									

<i>(Office Use Only)</i>	
Class Size Average	16.5
Pupil/Teacher Ratio	16.5

Number of Sections <i>(office use only)</i>			
1-9	0	20-24	0
10-14	0	25-29	0
15-19	4	30 +	0

Kenai Peninsula Borough School District

School/Class Enrollment Count as of the fourth Thursday of September.

Please list your staff and their FTE. Complete the Enrollment section using the enrollment number the fourth Thursday of September. Don't worry about the totals (areas in green).

School name **HOMER FLEX**

	Employee Name	FTE	Position/Grade
Administration	WESSEL, KAREN	0.50	PRINCIPAL
TOTAL		0.50	
Regular Ed			
Certified	RASMUSSEN, HAROLD	0.50	GENERALIST/SOC STUD
	SZARAI, JEFF	1.00	GENERALIST/MATH/SCI
	VAIT, NANCY	1.00	READING/ LANG ARTS
	WESSEL, KAREN	0.50	TEACHER
TOTAL		3.00	
Specialists			
Certified			
	<i>i.e., counselor, athletic director, librarian (pe & music for elementary schools only)</i>		
	<i>DO NOT include Title I, Migrant, etc.</i>		
TOTAL		0.00	
GRAND TOTAL		3.50	

Elementary Students Enrolled	ENROLLMENT #'s (full time students)						
	Middle/High Students Enrolled per period						
	1st	2nd	3rd	4th	5th	6th	7th
		14	8				
	21	12	17	18	7	7	2
	10	11	11	14	16	7	
				1	2	4	2
0	31	37	36	33	25	18	4
Total Enrollment					37		

(Unduplicated Count)

(Office Use Only)	
Class Size Average	9.7
Pupil/Teacher Ratio	12.3

Number of Sections (office use only)			
1-9	9	20-24	1
10-14	6	25-29	0
15-19	3	30 +	0

Kenai Peninsula Borough School District

School/Class Enrollment Count as of the fourth Thursday of September.

Please list your staff and their FTE. Complete the Enrollment section using the enrollment number the fourth Thursday of September. Don't worry about the totals (areas in green).

School name **HOMER HIGH**

Administration	Employee Name	FTE	Position/Grade
	KEFFER, RON	1.00	PRINCIPAL
	NEWMILLER, RAYNA	1.00	
TOTAL		2.00	
Regular Ed			
Certified	AKERS, SCOT	1.00	MATH
	CAMPBELL, SEAN	1.00	LANGUAGE ARTS
	CASSERI, MARK	1.00	MATH
	DODGE, NINE	1.00	GOV / FRENCH/WORK COOP
	FOGG, PAM	1.00	MATH
	HALSETH, ELLEN	1.00	ENGLISH
	JACOBSON, DEBBIE	0.50	SCIENCE
	JACOBSON, TIMOTHY	1.00	YRBOOK/WELDING/CON
	JANNETTA, MEYGAN	1.00	ART
	JAY, PATTY	1.00	GOV/ AP HISTORY
	LOWE, VICKI	1.00	BIOLOGY
	NISSLY, JASON	0.75	BAND
	PERK, CHRIS	0.50	HEALTH
	PITZMAN, GORDON	1.00	SPANISH
	ROBERTS, FRANCES	1.00	MATH
	ROBINSON, MARK	0.75	MUSIC
	SHIELDS, PAT	1.00	VOC.ED/ SCIENCE
	SPENCE-CHORMAN, DIANNE	1.00	SOC STUD
	STINEFF, MATTHEW	1.00	SCIENCE
	THOMAS-WOLF, MARIAH	1.00	LANGUAGE ARTS
	THOMPSON, SHARON	1.00	SCIENCE
	TODD, MICKEY	1.00	PE
	WEBB, ESTHER	1.00	LANGUAGE ARTS
	WYATT, CAMRON	1.00	HISTORY/STAGECRAFT
TOTAL		22.50	
Specialists			
Certified	HAMPSON, LINDA	1.00	COUNSELOR
	LEE, MARCIA	0.50	LIBRARY
	PERK, CHRIS	0.50	AD
<i>i.e., counselor, athletic director, librarian (pe & music for elementary schools only)</i>			
<i>DO NOT include Title I, Migrant, etc.</i>			
TOTAL		2.00	
GRAND TOTAL		26.50	

ENROLLMENT #'s (full time students)							
EARLY CLASSES	Middle/High Students Enrolled per period						
	1st	2nd	3rd	4th	5th	6th	7th
	29	12	24	26	22		
	24	29	29		23	27	
	11	27	28	31		8	
	28		17	15	9	13	
	26	13	18	22	25		
	30	23		17	27	24	
					19	18	
	19	22	22	25	24		
	24	26	24	28	25		
		19	21	28	36	20	
	27		23	18	31	16	
28	42	37					
		26	34				
	30	31	15		19	30	
	16		20	23	13	35	
19	33	75					
		19	21	21	27	33	
	14	20	29	16		27	
	22		19	24	16	29	
	24	26	13	23		29	
	26		27	30	25	21	
	24	27	39	26	35		
	20	13	20		19	22	
	21	23		30	18	21	
47	490	468	443	403	413	373	0

Total Enrollment 490
(Unduplicated Count)

(Office Use Only)
Class Size Average 24.0
Pupil/Teacher Ratio 21.8

Number of Sections (office use only)

1-9	2	20-24	32
10-14	8	25-29	30
15-19	20	30 +	18

Kenai Peninsula Borough School District

School/Class Enrollment Count as of the fourth Thursday of September.

Please list your staff and their FTE. Complete the Enrollment section using the enrollment number the fourth Thursday of September. Don't worry about the totals (areas in green).

School name **HOMER MIDDLE**

Administration	Employee Name	FTE	Position/Grade
	BECK, DAN	1.00	PRINCIPAL
TOTAL			1.00
Regular Ed			
Certified	BLANDING, MARGARET	1.00	MATH / SCIENCE
	CALHOUN, DAN	1.00	MATH
	DAUGHARTY, TIMOTHY	1.00	PE
	HAINES, SUZANNE	.25	SS
	HUDSON, SAUNDRA	1.00	SOC STUD/ TECH
	KANE PATRICIA	1.00	LANG ARTS / SOC STUD
	NEACE, HAL	1.00	SCIENCE
	NISSLY, JASON	0.25	BAND
	PARLOW, TONIA	1.00	LANG ARTS
	ROBINSON, MARK	0.25	MUSIC
	ROURKE, LINDA	1.00	ART / ENGLISH
TOTAL			8.50
Specialists			
Certified	MOORE, SUSAN	1.00	COUNSELOR
<i>i.e., counselor, athletic director, librarian (pe & music for elementary schools only)</i>			
<i>DO NOT include Title I, Migrant, etc.</i>			
TOTAL			1.00
GRAND TOTAL			10.50

ENROLLMENT #'s (full time students)								
Elementary Students Enrolled	Middle/High Students Enrolled per period							
	1st	2nd	3rd	4th	5th	6th	7th	
	25	28	18			25	29	
	24	20	31			35	25	
	28	29	23			22	25	
							27	
	21	28	27			26	26	
	27	24	27			28	23	
	27	26	28			24	29	
				41	38			
	28	25	27			24	25	
				61	64			
	26	27	26			23		
TOTAL	0	206	207	207	102	102	207	209

Total Enrollment 214
(Unduplicated Count)

(Office Use Only)
Class Size Average 28.2
Pupil/Teacher Ratio 25.2

Number of Sections (office use only)

1-9	0	20-24	10
10-14	0	25-29	27
15-19	1	30 +	6

Kenai Peninsula Borough School District

School/Class Enrollment Count as of the fourth Thursday of September

Please list your staff and their FTE. Complete the Enrollment section using the enrollment numbers as of the fourth Thursday of September. Don't worry about the totals (areas in green).

School name **HOPE**

	Employee Name	FTE	Position/Grade
Administration	HALVERSON, KEN	0.2	PRINCIPAL
TOTAL		0.20	
Regular Ed			
Certified	YOTER, ELENA	1.00	K - 12
TOTAL		1.00	
Specialists			
Certified			
<i>i.e., counselor, athletic director, librarian (pe & music for elementary schools only)</i>			
<i>DO NOT include Title I, Migrant, etc.</i>			
TOTAL		0.00	
GRAND TOTAL		1.20	

Elementary Students Enrolled	ENROLLMENT #'s (full time students)						
	Middle/High Students Enrolled per period						
	1st	2nd	3rd	4th	5th	6th	7th
9	6	6	6	6	6	6	6
9	6	6	6	6	6	6	0
Total Enrollment							15

(Unduplicated Count)

<i>(Office Use Only)</i>		
Class Size Average		15.0
Pupil/Teacher Ratio		15.0

Number of Sections <i>(office use only)</i>		
1-9	7	20-24 0
10-14	0	25-29 0
15-19	0	30 + 0

Kenai Peninsula Borough School District

School/Class Enrollment Count as of the fourth Thursday of September.

Please list your staff and their FTE. Complete the Enrollment section using the enrollment number the fourth Thursday of September. Don't worry about the totals (areas in green).

School name **KACHEMAK SELO**

Administration	Employee Name		FTE	Position/Grade	ENROLLMENT #'s (full time students)							
					Elementary Students Enrolled	Middle/High Students Enrolled per period						
						1st	2nd	3rd	4th	5th	6th	7th
TOTAL			0.50									
Regular Ed												
Certified	BISHOP, SUZANNE		1.00	JUNIOR HIGH GENERALIST		17		19	17	18	17	
	CREAMER, RANDY		0.50	GRADES 4-5	15							
	ROTHENBERGER, ANDREW		1.00	GENERALIST			18	17	18	17	18	
	STENGER, MICHELLE		1.00	GRADES K - 1	18							
	STOCKBURGER, JEAN		1.00	GRADES 2 - 3	13							
	WHITE, STAN		0.50	RUSSIAN		19	17					
TOTAL			5.00		46	36	35	36	35	35	35	0
						Total Enrollment 88						
						(Unduplicated Count)						
Specialists												
Certified												
	<i>i.e., counselor, athletic director, librarian (pe & music for elementary schools only)</i>											
	<i>DO NOT include Title I, Migrant, etc.</i>											
TOTAL			0.00									
GRAND TOTAL			5.50									

(Office Use Only)

Class Size Average	17.2
Pupil/Teacher Ratio	17.6

Number of Sections *(office use only)*

1-9	0	20-24	0
10-14	1	25-29	0
15-19	14	30 +	0

Kenai Peninsula Borough School District

School/Class Enrollment Count as of the fourth Thursday of September.

Please list your staff and their FTE. Complete the Enrollment section using the enrollment numbers as of the fourth Thursday of September. Don't worry about the totals (areas in green).

School name KALEIDOSCOPE

Administration	Employee Name	FTE	Position/Grade	ENROLLMENT #'s (full time students)								
TOTAL				Elementary Students Enrolled	Middle/High Students Enrolled per period							
					1st	2nd	3rd	4th	5th	6th	7th	
Regular Ed												
Certified	BOERSMA, SARA	1.00	GRADES 2 /3	24								
	BRYSON, EILEEN	1.00	GRADES K	21								
	CASIANO, CHRISTINE	1.00	GRADE 1 / 2	26								
	KNUDSEN, MARY	1.00	GRADE 2	24								
	LAFFERTY, NANCY	1.00	GRADE K / 1	22								
	SHELDON, NICOLE	1.00	GRADE 3 / 4	21								
	STROH, KELLI	1.00	GRADE 3 / 4	21								
TOTAL		7.00		159	0	0	0	0	0	0	0	0
				Total Enrollment			161					
				<i>(Unduplicated Count)</i>								
Specialists												
Certified	LARSON, ELAINE	0.50	MUSIC									
	ROMBERG, CYNTHIA	0.50	PE									
	COWGILL, LAURIE	1.00	LIBRARY/SCIENCE									
<i>i.e., counselor, athletic director, librarian (pe & music for elementary schools only)</i>												
<i>DO NOT include Title I, Migrant, etc.</i>												
TOTAL		2.00										
GRAND TOTAL		9.00										

<i>(Office Use Only)</i>	
Class Size Average	22.7
Pupil/Teacher Ratio	23.0

Number of Sections <i>(office use only)</i>		
1-9	0	20-24 6
10-14	0	25-29 1
15-19	0	30 + 0

Kenai Peninsula Borough School District

School/Class Enrollment Count as of the fourth Thursday of September.

Please list your staff and their FTE. Complete the Enrollment section using the enrollment number the fourth Thursday of September. Don't worry about the totals (areas in green).

School name KALIFORNISKY BEACH

	Employee Name	FTE	Position/Grade	ENROLLMENT #'s (full time students)							
Administration	STAVOLA, MELISSA	1	PRINCIPAL								
TOTAL				1.00							
Regular Ed				Elementary Students Enrolled	Middle/High Students Enrolled per period						
					1st	2nd	3rd	4th	5th	6th	7th
Certified	CHAMBERS, LISA	1.00	GRADE 5	27							
	DANIELS, JASON	1.00	GRADE 4	21							
	DAVIS, SANDRA	1.00	GRADE 5	26							
	ERWIN, TANYA	1.00	GRADE 6	26							
	FARIS, MATTHEW	1.00	GRADE 3 / 4	23							
	FELCHLE, KRISTI	1.00	GRADE 1	20							
	FURLONG, SHELLI	1.00	GRADE 3	23							
	KAUFMAN, APRIL	1.00	KINDERGARTEN	22							
	KLABEN, SUZANNE	1.00	GRADE 4	22							
	KNECHT, KIMBERLY	1.00	GRADE 1	20							
	KRIEGER, TINA	1.00	KINDERGARTEN	22							
	LARSON-SWEENEY, GLORIA	1.00	GRADE 1	22							
	MCBEE, DIANE	1.00	GRADE 3	22							
	MCCOY, PAULA	1.00	GRADE 2	21							
	MCCUBBINS, AUDRA	1.00	KINDERGARTEN	21							
	MURPHY, LESLIE	1.00	GRADE 6	27							
	PETERSON, IRMA	1.00	GRADE 2	21							
	VEDDERS, BILL	1.00	GRADE 5	28							
	WORSFOLD, SHELLIE	1.00	GRADE 4	21							
	YOUNG, LINDA	1.00	GRADE 2	20							
TOTAL				455	0	0	0	0	0	0	0
				Total Enrollment 455							
				<i>(Unduplicated Count)</i>							
Specialists											
Certified	BAGLEY, GRETCHEN	1.00	PE								
	CLARK, KATHY	0.50	LIBRARY								
	HOUGLUM, TOM	1.00	MUSIC								
<i>i.e., counselor, athletic director, librarian (pe & music for elementary schools only)</i>											
<i>DO NOT include Title I, Migrant, etc.</i>											
TOTAL				2.50							
GRAND TOTAL				23.50							

(Office Use Only)

Class Size Average	22.8
Pupil/Teacher Ratio	22.8

Number of Sections *(office use only)*

1-9	0	20-24	15
10-14	0	25-29	5
15-19	0	30 +	0

Kenai Peninsula Borough School District
 School/Class Enrollment Count as of the fourth Thursday of September.

Please list your staff and their FTE. Complete the Enrollment section using the enrollment numbers as of fourth Thursday of September. Don't worry about the totals (areas in green).

School name **KENAI ALTERNATIVE**

	Employee Name	FTE	Position/Grade
Administration	WILBANKS, GREGG	0.50	PRINCIPAL
TOTAL		0.50	
Regular Ed			
Certified	DEGRAY, THOMAS	1.00	LANGUAGE ARTS / SCIE
	EDWARDS-SMITH, DAWN	1.00	MATH / LA
	HARDING, KEVIN	0.50	SOCIAL STUDIES
	LARSON, ALLISON	1.00	MATH / SCIENCE
	RONEY, VICKIE	1.00	LANGUAGE ARTS
	WILBANKS, GREGG	0.50	LANGUAGE ARTS
TOTAL		5.00	
SPECIALISTS			
Certified			
<i>i.e., counselor, athletic director, librarian (pe & music for elementary schools only)</i>			
<i>DO NOT include Title I, Migrant, etc.</i>			
TOTAL		0.00	
GRAND TOTAL		5.50	

Elementary Students Enrolled	ENROLLMENT #'s (full time students)							
	Middle/High Students Enrolled per period							
	0	1st	2nd	3rd	4th	5th	6th	7th
		15	14		76			
		25	18	19				
			16	17				
		19	14	20				
		16	15	30				
	16							
0	16	75	77	86	76	0	0	0

Total Enrollment 86
(Unduplicated Count)

(Office Use Only)
Class Size Average 22.0
Pupil/Teacher Ratio 17.2

Number of Sections (office use only)
 1-9 **0** 20-24 **1**
 10-14 **2** 25-29 **1**
 15-19 **9** 30+ **2**

Kenai Peninsula Borough School District

School/Class Enrollment Count as of the fourth Thursday of September.

Please list your staff and their FTE. Complete the Enrollment section using the enrollment number the fourth Thursday of September. Don't worry about the totals (areas in green).

School name **KENAI CENTRAL**

	Employee Name	FTE	Position/Grade	
Administration	FIELDS, ALAN	1.00	PRINCIPAL	
	REESE, LOREN	1.00	ASST PRINCIPAL	
TOTAL		2.00		
Regular Ed	Certified			
		ANDERSON, BARBARA	1.00	MATH / SCIENCE
		BAYES, MICHELLE	1.00	SS / LANG ARTS
		BEESON, JIM	1.00	PE
		BERGHOLTZ, CHRISTINE	1.00	SCIENCE
		BOYLE, DAVID	1.00	LANGUAGE ARTS
		BRIGHTON, DAWN	1.00	YRKB / LA
		CARR, JUSTIN	1.00	LANGUAGE ARTS
		DELANEY, TIM	0.60	HEALTH
		FOLEY, KIM	1.00	HOME EC
		FREDERIC, RICK	1.00	SCIENCE
		HENDERSON, RENEE	1.00	MUSIC/PE
		HERRING, KATHLEEN	1.00	MATH
		JOHNSON, CHERYL	1.00	FRENCH / LA
		KIEL, NATE	1.00	SOC STUDE
		LEWIS, SANDRA	1.00	ART / PHOTO
		NABHOLZ, SUSAN	1.00	ENGLISH
		NYQUIST, BRAD	1.00	MATH
		PATAT, DAVID	1.00	SCIENCE
		PEEK, SCOTT	1.00	MATH
		SCHOESSLER, STEVE	0.50	VOC ED
		SIEVERT, LAURA	1.00	SPANISH
		SOUNART, DEBORAH	0.50	MUSIC
WENDT, HEATHER	1.00	PE / COMPUTERS		
WIDAMAN, MATTHEW		VOC ED		
ZORBAS, GREGORY	1.00	SOC STUDE		
TOTAL		22.60		
Specialists	Certified			
		DELANEY, TIM	0.40	AD
<i>i.e., counselor, athletic director, librarian (pe & music for elementary schools only)</i>				
	LAWYER, PATTY	0.50	COUNSELOR	
	LILLEVIK, JON	1.00	COUNSELOR	
<i>DO NOT include Title I, Migrant, etc.</i>				
TOTAL		1.90		
GRAND TOTAL		26.50		

ENROLLMENT #'s (full time students)							
Elementary Students Enrolled	Middle/High Students Enrolled per period						
	1st	2nd	3rd	4th	5th	6th	7th
	15	21		30	32	33	
	27	31		30	22	17	
		27	21	33	32	24	
	27	32		26	30	15	
	30	25	29	16	24		
	20	28		31	29	11	
	21	26	27		36	11	
		28	23	33			
		21	22	21	25	25	
	29	29	29	31		31	
	34	33	70	20		51	
	32	29	32	28		29	
	20		29	13	20	14	
	25	27	20		21	24	
		17	20	22	20	24	
	21		20	21	26	30	
	24		17	18	22	18	
	27		34	29	28	25	
	20	26	17	21	25		
	17	16	16				
	30	26	31	1	35	21	
	29		30	32	15	25	
			7	7	11	6	
	26	29		32	31	29	
0	474	471	494	495	484	463	0
Total Enrollment					520		

(Unduplicated Count)

<i>(Office Use Only)</i>	
Class Size Average	24.8
Pupil/Teacher Ratio	23.0

Number of Sections (office use only)			
1-9	4	20-24	29
10-14	5	25-29	35
15-19	13	30 +	30

Kenai Peninsula Borough School District

School/Class Enrollment Count as of the fourth Thursday of September.

Please list your staff and their FTE. Complete the Enrollment section using the enrollment numbers as of the Thursday of September. Don't worry about the totals (areas in green).

School name **KENAI MIDDLE**

	Employee Name	FTE	Position/Grade	
Administration	SORENSEN, PAUL	1.00	PRINCIPAL	
	DOSKO, VAUGHN	1.00	ASST PRINCIPAL	
TOTAL		2.00		
Regular Ed	Certified			
		BIRD, ROSEMARY	1.00	MUSIC / DRAMA / ART
		BOYLE, HOLLY	0.50	READING
		BROWN, BRETA	1.00	MATH
		DIXON, JEAN	1.00	LANGUAGE ARTS
		DUFLOTH, JILL	1.00	SCIENCE / SS / COMPUT
		FELCHLE, KEN	1.00	SOCIAL STUDIES
		FISCHER, DAVE	1.00	MATH / SCIENCE
		HOLLINGSWORTH, VICKI	1.00	SS / LANGUAGE ARTS
		ROSER, KEN	1.00	PE
		SANDAHL, TIM	1.00	LANGUAGE ARTS
		SOUNART, DEBORAH	0.50	MUSIC
		STEFFENSEN, STAN	1.00	SCIENCE
		STEWART, TONI	1.00	SS / MATH
		SUMMER, ROBERT	1.00	SOCIAL STUDIES
		VERKUILEN, DANIEL	1.00	SCIENCE / ART
		WELLS, SUSAN	1.00	SS / LANGUAGE ARTS
		WEST, SHANNON	1.00	MATH / READING
		ZORBAS, CATHY	1.00	PE / READING
		TOTAL		17.00
SPECIALISTS				
Certified	BARKMAN, KARLA	0.50	LIBRARY	
	MANUEL, MARK	1.00	COUNSELOR	
<i>i.e., counselor, athletic director, librarian (pe & music for elementary schools only)</i>				
<i>DO NOT include Title I, Migrant, etc.</i>				
TOTAL		1.50		
GRAND TOTAL		20.50		

Elementary Students Enrolled	ENROLLMENT #'s (full time students)									
	Middle/High Students Enrolled per period									
	1st	2nd	3rd	4th	5th	6th	7th	8th	9th	
	24	52	48	25			24	21	23	
		19	24	15					21	
	21	17	21		23	15		27	26	
	32		27	25	23		23	23	27	
	23	26	20	22		19		19		
	28	26		27	28	27		28	28	
	24	25	23	20		19		21		
	22	22	21	20		20			18	
	44	26	42	29				20	23	
	27	26	25		24	27		28	27	
					43			34	22	
	26	19		26	30	29		27	24	
	23	20	22	22		20		19		
		22	26	24	25		25	24	24	
		30	28	25	25		26	24	26	
	21	20	25	27		26			26	
	30	24		27	14		19	26	25	
	30		24	30	23			25	30	
0	375	374	376	364	258	202	117	366	370	
Total Enrollment					386					
<i>(Unduplicated Count)</i>										

<i>(Office Use Only)</i>	
Class Size Average	25.0
Pupil/Teacher Ratio	22.7

Number of Sections <i>(office use only)</i>			
1-9	0	20-24	44
10-14	1	25-29	43
15-19	11	30 +	13

Kenai Peninsula Borough School District

School/Class Enrollment Count as of the fourth Thursday of September.

Please list your staff and their FTE. Complete the Enrollment section using the enrollment number the fourth Thursday of September. Don't worry about the totals (areas in green).

School name **MCNEIL CANYON**

	Employee Name	FTE	Position/Grade
Administration	SWANSON, PETER	0.50	PRINCIPAL
TOTAL		0.50	
Regular Ed			
Certified	HUNTER, MINDY	1.00	GR 3
	NOOMAH, WILLIAM	0.50	GR 4
	PATCH, DIANE	1.00	KINDERGARTEN
	PIPER, DEBORAH	1.00	GR 2
	PURCELL, MARY ELLEN	1.00	GR 1
	SOTELO, SHERYL	1.00	GR 5 - 6
TOTAL		5.50	
Specialists			
Certified	NOOMAH, WILLIAM	0.50	
<i>i.e., counselor, athletic director, librarian (pe & music for elementary schools only)</i>			
<i>DO NOT include Title I, Migrant, etc.</i>			
TOTAL		0.50	
GRAND TOTAL		6.50	

Elementary Students Enrolled	ENROLLMENT #'s (full time students)						
	Middle/High Students Enrolled per period						
	1st	2nd	3rd	4th	5th	6th	7th
22							
18							
16							
18							
21							
27							
122	0	0	0	0	0	0	0

Total Enrollment 122
(Unduplicated Count)

(Office Use Only)
Class Size Average 20.3
Pupil/Teacher Ratio 22.2

Number of Sections (office use only)

1-9	0	20-24	2
10-14	0	25-29	1
15-19	3	30 +	0

Kenai Peninsula Borough School District

School/Class Enrollment Count as of the fourth Thursday of September.

Please list your staff and their FTE. Complete the Enrollment section using the enrollment number the fourth Thursday of September. Don't worry about the totals (areas in green).

School name **MOOSE PASS**

Administration	Employee Name	FTE	Position/Grade
	PAUTZ, STEVE	0.20	PRINCIPAL
TOTAL		0.20	
Regular Ed			
Certified	BARNETT, ELIZABETH	1.00	GR 4 - 8
	MORRIS, LISA	1.00	GR K - 3
TOTAL		2.00	
Specialists			
Certified	i.e., counselor, athletic director, librarian (pe & music for elementary schools only)		
DO NOT include Title I, Migrant, etc.			
TOTAL		0.00	
GRAND TOTAL		2.20	

Elementary Students Enrolled	ENROLLMENT #'s (full time students)						
	Middle/High Students Enrolled per period						
	1st	2nd	3rd	4th	5th	6th	7th
18							
11							
29	0	0	0	0	0	0	0
					Total Enrollment	29	
(Unduplicated Count)							

(Office Use Only)

Class Size Average	14.5
Pupil/Teacher Ratio	14.5

(office use only)

1-9	0	20-24	0
10-14	1	25-29	0
15-19	1	30 +	0

Kenai Peninsula Borough School District

School/Class Enrollment Count as of the fourth Thursday of September.

Please list your staff and their FTE. Complete the Enrollment section using the enrollment numbers as of the fourth Thursday of September. Don't worry about the totals (areas in green).

School name MT VIEW

	Employee Name	FTE	Position/Grade
Administration	DAWSON, JAMES	1.00	PRINCIPAL
TOTAL		1.00	
Regular Ed			
Certified	CRAMER, TERRY	1.00	GR 3
	DANIEL, DAVID	1.00	GR 5
	DIKES, MARTINE	1.00	GR 5
	GUSTKEY, MARSHA	1.00	GR 5
	KEATING, ROSEANNE	1.00	GR 5
	KNUDSEN, DAVE	1.00	GR 4
	STEPHENS, JULIE	1.00	GR 4
	WANNAMAHER, KELLIE	1.00	GR 3
	WENSLEY, BERNADETTE	1.00	GR 4
	WENSLEY, JOHN	1.00	GR 4
TOTAL		10.00	
Specialists			
Certified	DIMICK, ROB	1.00	PE
	ROSS, ELIZABETH	0.50	MUSIC
<i>i.e., counselor, athletic director, librarian (pe & music for elementary schools only)</i>			
<i>DO NOT include Title I, Migrant, etc.</i>			
TOTAL		1.50	
GRAND TOTAL		12.50	

ENROLLMENT #'s (full time students)							
Elementary Students Enrolled	Middle/High Students Enrolled per period						
	1st	2nd	3rd	4th	5th	6th	7th
25							
28							
25							
22							
27							
18							
24							
24							
19							
23							
235	0	0	0	0	0	0	0
Total Enrollment							235
<i>(Unduplicated Count)</i>							

<i>(Office Use Only)</i>	
Class Size Average	23.5
Pupil/Teacher Ratio	23.5

Number of Sections <i>(office use only)</i>			
1-9	0	20-24	4
10-14	0	25-29	4
15-19	2	30 +	0

**Kenai Peninsula Borough School District
School/Class Enrollment Count as of 9/22/05**

The staffing information listed below is what you submitted to the Finance Office in early September. Please confirm your staff and their FTE and make changes if needed. Please complete the Enrollment section using September 22 enrollment numbers. Don't worry about the totals (areas in green).

School name **NIKISKI MIDDLE HIGH**

	Employee Name	FTE	Position/Grade
Administration	O'BRIEN JOHN G	1.00	PRINCIPAL
	CARSTENS DANIEL R	1.00	ASST PRINC
TOTAL		2.00	
Regular Ed			
Certified			
			7 - 8 Grade
	ELMORE, THERESA	1.00	READING
	GILLIS, BRIDGIT	0.75	CHOIR/BAND
	KORNSTAD, VERN A	1.00	MS LA
	ROMANS WARD F	1.00	MS HISTORY
	HOBART, CHERYL R	1.00	MS PE
	KORNSTAD REID A	1.00	MATH/PE
	DOWD, JENNIFER	1.00	MS SCIENCE
	CHADWICK, LEE	0.10	COMPUTER
	KOLIPANO, SHANA	0.10	ART
	DIMARZIO, KENNETH	0.10	VOC ED
	RIZZO JOSEPH M	0.10	DRAMA
			9 - 12 Grade
	BIRD ROBERT M	1.00	HISTORY
	KOLIPANO, SHANA	0.40	ART
	CHADWICK, LEE	0.90	HEALTH/COMPUTER/PE
	CLOOTEN NED M	1.00	SCIENCE
	DIMARZIO, KENNETH	0.90	VOC ED
	GILLIS, BRIDGIT	0.25	CHOIR/BAND
	JENNESS, ELIZABETH CARLA	1.00	LA/YEARBK
	PELESS LUCAS A	0.50	LA
	MORIN PHILLIP	1.00	SCI/DANCE
	RALSTON, LINDA	1.00	MATH
	RIZZO JOSEPH M	0.90	ENGL/DRAMA
	THOMPSON, WILLIAM	1.00	MATH /PE
	ZIMMERMAN, TROY	1.00	HISTORY/SPANISH
TOTAL		7.15	
Specialists			
Certified			
<i>i.e., counselor, athletic director, librarian (pe & music for elementary schools only)</i>	COX, GRETA	1.00	COUNSELOR
	KOLIPANO, SHANA	0.50	LIB
	PELESS, LUCAS A	0.50	AD
TOTAL		2.00	
GRAND TOTAL		22.00	

Elementary Students Enrolled	ENROLLMENT #'s (full time students)						
	Middle/High Students Enrolled per period						
	1st	2nd	3rd	4th	5th	6th	7th
	12	12	9	9	9	9	
	22			21		42	12
	25	20	24	17	28	23	
	20	16	25	17	26	17	
	10	20	33	15	27		30
	24	26	22	31	23	28	
	24	25	26	23	20	20	
							25
							24
							25
							26
	28	25	31	30		19	
				30	30		
	26	1	12	27	34		
		19	31	21	28	29	
	23	24		22	23		
				20		25	
		31	33			31	
	16	15		27	27	31	
	11	26	29		27	20	
	18		21	34	17		
	27	27	19		20	28	
	30	26	24	10		21	
0	137	119	139	133	133	139	142

Total Enrollment 137 Middle School Total
(Unduplicated Count)

(Office Use Only) Middle School	
Class Size Average	21.1
Pupil/Teacher Ratio	19.2

Number of Sections (office use only) Middle School		
1-9	4	20-24 14
10-14	4	25-29 3
15-19	5	30 + 4

199	230	233	221	206	204
Total Enrollment				242	High School Total

(Office Use Only) High School	
Class Size Average	24.1
Pupil/Teacher Ratio	22.3

Number of Sections (office use only) High School		
1-9	1	20-24 10
10-14	2	25-29 12
15-19	7	30 + 12

Kenai Peninsula Borough School District

School/Class Enrollment Count as of the fourth Thursday of September.

Please list your staff and their FTE. Complete the Enrollment section using the enrollment number the fourth Thursday of September. Don't worry about the totals (areas in green).

School name NIKISKI NORTH STAR

Administration		Employee Name	FTE	Position/Grade	ENROLLMENT #'s (full time students)							
		MANION, LORI	1.00	PRINCIPAL								
TOTAL			1.00									
Regular Ed					Elementary Students Enrolled	Middle/High Students Enrolled per period						
Certified						1st	2nd	3rd	4th	5th	6th	7th
		ANDERSON, HENRY	1.00	GR 2	25							
		BARNES, KRISTINE	1.00	GR 6	23							
		BOYLE, OWEN	1.00	GR 4	29							
		BURNETT, MICHELLE	1.00	KINDERGARTEN	23							
		DURRANT, TERRY	1.00	GR 5 / 6	25							
		FLOYD, WAYNE	1.00	GR 5	27							
		HEATH, MONICA	1.00	GR 1	24							
		HUFFORD, ELIZABETH	1.00	GR 3	24							
		KENDALL, ANN	1.00	GR 6	24							
		MATSON, SHERRY	1.00	Gr 4 / 5	27							
		OSBORN, KIRSTEN	1.00	KINDERGARTEN	21							
		SHIELDS, JUDITH	1.00	GR 2	25							
		THYE, ROBIN	1.00	GR 1	23							
		ZIMMERMAN, LINDA	1.00	GR 4	29							
		ZINCK, BRIAN	1.00	GR 3	23							
		ZINCK, TERESA	1.00	GR 6	25							
TOTAL			16.00		397	0	0	0	0	0	0	0
					Total Enrollment		397					
					(Unduplicated Count)							
Specialists												
Certified												
i.e., counselor, athletic director, librarian (pe & music for elementary schools only)		COX, DENISE	0.89	MC								
		KELSO, RICHARD	1.00	PE								
		PILATTI, ROSE	1.00	MUSIC								
DO NOT include Title I, Migrant, etc.												
TOTAL			2.89									
GRAND TOTAL			19.89									

<i>(Office Use Only)</i>	
Class Size Average	24.8
Pupil/Teacher Ratio	24.8

Number of Sections (office use only)			
1-9	0	20-24	8
10-14	0	25-29	8
15-19	0	30 +	0

Kenai Peninsula Borough School District
School/Class Enrollment Count as of the fourth Thursday of September.

Please list your staff and their FTE. Complete the Enrollment section using the enrollment numbers as of the fourth Thursday of September. Don't worry about the totals (areas in green).

School name **NIKOLAEVSK**

	Employee Name	FTE	Position/Grade
Administration	CONLEY, SHARON	0.50	PRINCIPAL
TOTAL		0.50	
Regular Ed			
Certified	KLAICH, STEVE	1.00	MATH / SCIENCE
	NORMANDIN, CHRISTINE	1.00	GR 3 - 5
	PANCRATZ, HEATHER	1.00	K - 8 GENERALIST
	SCHMIDT, DEBRA	1.00	GR K - 2
	TYSON, PAVLA	0.50	PE / RUSSIAN
TOTAL		4.50	
Specialists			
Certified			
<i>i.e., counselor, athletic director, librarian (pe & music for elementary schools only)</i>			
<i>DO NOT include Title I, Migrant, etc.</i>			
TOTAL		0.00	
GRAND TOTAL		5.00	

ENROLLMENT #'s (full time students)								
Elementary Students Enrolled	Middle/High Students Enrolled per period							0
	1st	2nd	3rd	4th	5th	6th	7th	
	14	12	19		9	9		
13								
	9	9	9	22	22			
16								
				18		22		
TOTAL	29	23	21	28	40	31	31	0
Total Enrollment					69			

(Unduplicated Count)

(Office Use Only)	
Class Size Average	14.5
Pupil/Teacher Ratio	15.3

Number of Sections (office use only)		
1-9	5	20-24 3
10-14	3	25-29 0
15-19	3	30+ 0

Kenai Peninsula Borough School District

School/Class Enrollment Count as of the fourth Thursday of September.

Please list your staff and their FTE. Complete the Enrollment section using the enrollment numbers as of the fourth Thursday of September. Don't worry about the totals (areas in green).

School name **NINILCHIK**

Administration	Employee Name	FTE	Position/Grade	ENROLLMENT #'s (full time students)											
	MARTIN, TERRY	1.00	PRINCIPAL												
TOTAL		1.00													
Regular Ed	Certified			Elementary Students Enrolled	Middle/High Students Enrolled per period										
					1st	2nd	3rd	4th	5th	6th	7th				
					BAUM-FJELSTAD, KATE	1.00	7 - 12 ENGLISH		9	16	20	8	11		
				13	BOLL, JULIE	1.00	GR K / 1								
				16	BRADY, LINDA	1.00	GR 2 / 3								
					BYRNE, GERRY	0.25	PE		22						
					HELVEY, TIM	1.00	SOC STUD		17	10	12	22	20		
					HILBRINK, JOEL	1.00	IA & T & I		2		22	25	10	13	
					HOLMAN, KRISTA	1.00	7 - 12 SCIENCE		20	11	13		14	21	
					NISSLY, LISA	0.50	MUSIC						12	5	
				26	SKJOLD, ERIC	1.00	MATH			22	9	4		19	
				20	WARDES, JENNIFER	1.00	GR 5 / 6								
					HAYS, KIM	1.00	GR 4								
				TOTAL		9.75		75	70	59	76	59	67	58	0
								Total Enrollment 157 (Unduplicated Count)							
Specialists	Certified			(Office Use Only)											
				Class Size Average 15.0				Pupil/Teacher Ratio 16.1							
	NISSLY, LISA	0.50	MUSIC												
				Number of Sections (office use only)											
				1-9	6	20-24	9								
				10-14	10	25-29	2								
				15-19	4	30 +	0								
TOTAL		0.50													
GRAND TOTAL		11.25													

i.e., counselor, athletic director, librarian (pe & music for elementary schools only)

DO NOT include Title I, Migrant, etc.

Kenai Peninsula Borough School District
 School/Class Enrollment Count as of the fourth Thursday of September.

Please list your staff and their FTE. Complete the Enrollment section using the enrollment numbers as of the fourth Thursday of September. Don't worry about the totals (areas in green).

School name **PAUL BANKS**

	Employee Name	FTE	Position/Grade
Administration	ABRAHAM, BENNY	1.00	PRINCIPAL
TOTAL		1.00	
Regular Ed			
Certified	BOONE, REBECCA	1.00	GR 2
	ELLER, KATHY	1.00	GR 1
	GREINER, KARI	1.00	GR 2
	KIRBY, ELIZABETH	1.00	KINDERGARTEN
	MARTIN, LAURIE	1.00	GR 2
	MCDANIEL, SANDRA	1.00	GR 1
	MCLEAN, JERI	1.00	KINDERGARTEN
	SATRE, LINDA	1.00	GR 1
	TODD, WENDY	1.00	GR K - 1
TOTAL		9.00	
Specialists			
Certified	HOEFT, TARI	0.50	PE
<i>i.e., counselor, athletic director, librarian (pe & music for elementary schools only)</i>			
<i>DO NOT include Title I, Migrant, etc.</i>			
TOTAL		0.50	
GRAND TOTAL		10.50	

ENROLLMENT #'s (full time students)							
Elementary Students Enrolled	Middle/High Students Enrolled per period						
	1st	2nd	3rd	4th	5th	6th	7th
22							
21							
23							
21							
21							
22							
22							
22							
22							
196	0	0	0	0	0	0	0

Total Enrollment 196
 (Unduplicated Count)

<i>(Office Use Only)</i>	
Class Size Average	21.8
Pupil/Teacher Ratio	21.8

Number of Sections <i>(office use only)</i>			
1-9	0	20-24	9
10-14	0	25-29	0
15-19	0	30 +	0

Kenai Peninsula Borough School District

School/Class Enrollment Count as of the fourth Thursday of September.

Please list your staff and their FTE. Complete the Enrollment section using the enrollment numbers as of the fourth Thursday of September. Don't worry about the totals (areas in green).

School name **PORT GRAHAM**

	Employee Name	FTE	Position/Grade
Administration	SELLERS, MICHAEL	0.50	PRINICIPAL
TOTAL		0.50	
Regular Ed			
Certified	STANGL, BONNIE	1.00	GENERALIST
TOTAL		1.00	
Specialists			
Certified			
<i>i.e., counselor, athletic director, librarian (pe & music for elementary schools only)</i> <i>DO NOT include Title I, Migrant, etc.</i>			
TOTAL		0.00	
GRAND TOTAL		1.50	

ENROLLMENT #'s (full time students)							
Elementary Students Enrolled	Middle/High Students Enrolled per period						
	1st	2nd	3rd	4th	5th	6th	7th
11	9	9	9	9			9
11	9	9	9	9	0	9	0
Total Enrollment					20		

(Unduplicated Count)

<i>(Office Use Only)</i>	
Class Size Average	9.3
Pupil/Teacher Ratio	20.0

Number of Sections <i>(office use only)</i>			
1-9	5	20-24	0
10-14	1	25-29	0
15-19	0	30 +	0

Kenai Peninsula Borough School District
 School/Class Enrollment Count as of the fourth Thursday of September.

Please list your staff and their FTE. Complete the Enrollment section using the enrollment numbers as of the fourth Thursday of September. Don't worry about the totals (areas in green).

School name **REDOUBT**

	Employee Name	FTE	Position/Grade
Administration	POTHAST, JOHN	1.00	PRINCIPAL
TOTAL		1.00	
Regular Ed			
Certified	ARTHUR, KRISTA	1.00	GR 6
	COX, JUDY	1.00	GR 2
	DUSEK, LYNN	1.00	GR 2
	GOLDSTEIN, CANDICE	1.00	GR 1
	HAGEN-DELANEY, JANICE	1.00	KINDERGARTEN
	HARDING, HEIDI	1.00	GR 4
	HURST, CINDY	1.00	GR 3
	MILLS, JOHN	1.00	GR 5
	NEILL, RHONDA	1.00	KINDERGARTEN
	ROLPH, LISA	1.00	GR 4
	ROSIN, TARA	1.00	GR 1
	SCHMELZENBACH, KRISTY	1.00	GR 5
	TOMASO, DAVID	1.00	GR 3 / 4
	UTECHT, AMY	1.00	GR 3
	WALKER, PATTY	1.00	GR 2
	WITHROW, TRACEY	1.00	GR 5 / 6
	YOUNG, LORI	1.00	KINDERGARTEN
TOTAL		17.00	
Specialists			
Certified	BIGG, SUE	1.00	MUSIC
	CARROW, CATHY	0.50	LIBRARY
	WITHROW, WILLIAM	1.00	PE
<i>i.e., counselor, athletic director, librarian (pe & music for elementary schools only)</i>			
<i>DO NOT include Title I, Migrant, etc.</i>			
TOTAL		2.50	
GRAND TOTAL		20.50	

Elementary Students Enrolled	ENROLLMENT #'s (full time students)						
	Middle/High Students Enrolled per period						
	1st	2nd	3rd	4th	5th	6th	7th
32							
22							
23							
21							
18							
23							
20							
26							
18							
22							
20							
27							
30							
20							
22							
20							
18							
382	0	0	0	0	0	0	0

Total Enrollment 382
 (Unduplicated Count)

(Office Use Only)
Class Size Average 22.5
Pupil/Teacher Ratio 22.5

Number of Sections (office use only)

1-9	0	20-24	10
10-14	0	25-29	2
15-19	3	30 +	2

Kenai Peninsula Borough School District

School/Class Enrollment Count as of the fourth Thursday of September.

Please list your staff and their FTE. Complete the Enrollment section using the enrollment numbers as of the fourth Thursday of September. Don't worry about the totals (areas in green).

School name **SEARS**

Administration	Employee Name	FTE	Position/Grade	ENROLLMENT #'s (full time students)								
				Elementary Students Enrolled	Middle/High Students Enrolled per period							
					1st	2nd	3rd	4th	5th	6th	7th	
TOTAL		1.00										
Regular Ed												
Certified	ANDERSON, DONNA	1.00	GR 1	20								
	ATKINSON, KATHY	1.00	KINDERGARTEN	24								
	DAVIDSON, KELLIE	1.00	GR 1	20								
	FISCHER, MARY	1.00	KINDERGARTEN	23								
	HANSON, LARAINÉ	1.00	GR 2	23								
	MILLER, LYNDI	1.00	GR 2	23								
	MOON, LAURIE	1.00	GR 2	22								
	RALSTON, BARBARA	1.00	GR 1	20								
	THOMAS, CINDY	1.00	KINDERGARTEN	24								
TOTAL		9.00		199	0	0	0	0	0	0	0	0
				Total Enrollment		199						
				<i>(Unduplicated Count)</i>								
Specialists												
Certified	LARSON, ELAINE	0.50	MUSIC									
	LEGG, SHERI	0.50	MC									
<i>i.e., counselor, athletic director, librarian (pe & music for elementary schools only)</i>	ROMBERG, CYNTHIA	0.50	PE									
<i>DO NOT include Title I, Migrant, etc.</i>		1.50										
TOTAL		11.50										
GRAND TOTAL												

<i>(Office Use Only)</i>	
Class Size Average	22.1
Pupil/Teacher Ratio	22.1

Number of Sections (office use only)		
1-9	0	20-24 9
10-14	0	25-29 0
15-19	0	30 + 0

Kenai Peninsula Borough School District

School/Class Enrollment Count as of the fourth Thursday of September.

Please list your staff and their FTE. Complete the Enrollment section using the enrollment numbers as of the fourth Thursday of September. Don't worry about the totals (areas in green).

School name **SEWARD EL**

Employee Name	FTE	Position/Grade	ENROLLMENT #'s (full time students)							
Administration	KINGSLAND, DAVID	1.00		Elementary Students Enrolled		Middle/High Students Enrolled per period				
	Regular Ed			1st	2nd	3rd	4th	5th	6th	7th
TOTAL	1.00									
Certified	ALSTON, HOLLY	1.00	GR 5 / 6	26						
	BARNWELL, MARYLYNN	1.00	GR 5 / 6	26						
	BARNWELL, ROBERT	1.00	GR 6	27						
	CAPRA, CYNTHIA	1.00	GR 1 / 2	21						
	CUMMINGS, JILL	1.00	GR 1 / 2	21						
	FISTER, KIM	1.00	GR 3 / 4	23						
	GHCADUS, ANN	1.00	KINDERGARTEN	17						
	Mahalak, LEANNE	1.00	GR 2 / 3	26						
	MCKNIGHT, TERRI	1.00	KINDERGARTEN	17						
	TURNBULL, CATHERINE	1.00	GR 1 / 2	22						
	WOTTLIN, HERBERT	1.00	GR 4 / 5	24						
	ZABALA, THERESA	1.00	GR 3 / 4	22						
TOTAL	12.00			272	0	0	0	0	0	0
Specialists	Certified			Total Enrollment 272						
	GRAAD, MARK	1.00	PE	<i>(Unduplicated Count)</i>						
	HONN, DAPHNE	0.50	LIBRARY							
	JEZ, STEPHANIE	0.50	MUSIC							
<i>i.e., counselor, athletic director, librarian (pe & music for elementary schools only)</i>										
<i>DO NOT include Title I, Migrant, etc.</i>										
TOTAL	2.00									
GRAND TOTAL	15.00									

<i>(Office Use Only)</i>	
Class Size Average	22.7
Pupil/Teacher Ratio	22.7

Number of Sections <i>(office use only)</i>		
1-9	0	20-24 6
10-14	0	25-29 4
15-19	2	30 + 0

Kenai Peninsula Borough School District

School/Class Enrollment Count as of the fourth Thursday of September.

Please list your staff and their FTE. Complete the Enrollment section using the enrollment numbers as of the fourth Thursday of September. Don't worry about the totals (areas in green).

School name **SEWARD HIGH**

	Employee Name	FTE	Position/Grade
Administration	BLACKMON, GINGER	1.00	PRINCIPAL
TOTAL		1.00	
Regular Ed			
 Certified	CLARK, WAYNE	1.00	LA / SPANISH
	CRONIN, STEPHANIE	1.00	MATH
	FLEMING, MARTHA	0.50	PE / STAGECRAFT/OJT
	HAMMER, ANGELA	0.40	PE / MATH
	HEMSTOCK, RON	1.00	VOC ED
	JEZ, STEPHANIE	0.25	MUSIC
	JONSSON, SCOTT	1.00	ART
	KING, THERONN	1.00	BUSINESS ED / MATH
	KRIER, DANIEL	0.50	SCIENCE
	KRIER, LORI	1.00	LA
	LILJEMARK, MYLA	1.00	MATH / SS
	MARSHALL, DANIEL	1.00	LA / PHOTO
	MCDONALD, JENNIFER	1.00	SS / LA
	NICHOLS, CARLYN	1.00	SCIENCE
TOTAL		11.65	
Specialists			
 Certified	HONN, DAPHNE	0.50	LIBRARY
	FLEMING, MARTHA	0.50	COUNSELOR
	KRIER, DANIEL	0.50	ATHLETIC DIRECTOR
<i>i.e., counselor, athletic director, librarian (pe & music for elementary schools only)</i>			
<i>DO NOT include Title I, Migrant, etc.</i>			
TOTAL		1.50	
GRAND TOTAL		14.15	

Elementary Students Enrolled	ENROLLMENT #'s (full time students)						
	Middle/High Students Enrolled per period						
	1st	2nd	3rd	4th	5th	6th	7th
	21	10		28	19	4	
	10	25	15		9	21	
	5	3	18	4	3	20	
						13	
	14	16	23	12		22	
					13		
	2	23	32	27	22	35	
	27	2	31	22	24	25	
	32	18	21				
	20	25	22	26	3		
	13	14	15	29	7	1	
	21	9	12		26	15	
		28	18	20	28	20	
	18	24		21	18	26	
TOTAL	0	183	197	207	189	172	202

Total Enrollment 207
(Unduplicated Count)

<i>(Office Use Only)</i>	
Class Size Average	18.0
Pupil/Teacher Ratio	17.8

Number of Sections <i>(office use only)</i>		
1-9	12	20-24 17
10-14	9	25-29 12
15-19	10	30 + 4

Kenai Peninsula Borough School District

School/Class Enrollment Count as of the fourth Thursday of September.

Please list your staff and their FTE. Complete the Enrollment section using the enrollment numbers as of the fourth Thursday of September. Don't worry about the totals (areas in green).

School name **SEWARD MIDDLE**

	Employee Name	FTE	Position/Grade
Administration	PAUTZ, STEVE	0.80	PRINCIPAL
TOTAL		0.80	
Regular Ed			
Certified	BECK, LAURA	1.00	SOC STUD / LANG ART
	FISCHER, NAOMI	1.00	SCIENCE / MATH
	HAMMER, ANGELA	0.60	PE
	JEZ, STEPHANI	0.25	MUSIC
	RICHARDS, MICHAEL	1.00	SCIENCE / MATH
	WALFOORT, ANTHONY	1.00	LANG ART / SS / PE
TOTAL		4.85	
Specialists			
Certified			
<i>i.e., counselor, athletic director, librarian (pe & music for elementary schools only)</i>			
<i>DO NOT include Title I, Migrant, etc.</i>			
TOTAL		0.00	
GRAND TOTAL		5.65	

ENROLLMENT #'s (full time students)								
Elementary Students Enrolled	Middle/High Students Enrolled per period							
	1st	2nd	3rd	4th	5th	6th	7th	
	22		24	22	23	23		
	23	22		24	23	23		
		25	23	27				
						22		
	16	13	27		27	24		
	27	27	13	17	18			
0	88	87	87	90	91	92	0	0

Total Enrollment 90
(Unduplicated Count)

<i>(Office Use Only)</i>		
Class Size Average	22.3	
Pupil/Teacher Ratio	18.6	

Number of Sections <i>(office use only)</i>		
1-9	0	20-24 13
10-14	2	25-29 6
15-19	3	30 + 0

Please list your staff and their FTE. Complete the Enrollment section using the enrollment numbers as of the fourth Thursday of September. Don't worry about the totals (areas in green).

School name **SKYVIEW**

Administration	Employee Name	FTE	Position/Grade	ENROLLMENT #'s (full time students)									
				Elementary Students Enrolled	Middle/High Students Enrolled per period								
TOTAL				0	45	447	470	476	465	474	415	0	
Regular Ed	Certified	1.00	PRINCIPAL										
		1.00	ASST PRINCIPAL										
			BOHRNSEN, DANIEL	1.00	BUSINESS ED		1	17	18				
			BROWN, ANGELA	0.75	MATH		21	27		10			
			CARLSON, CARL	1.00	VOC ED		12		22	10	21	21	
			CARSON, ROB	1.00	SCIENCE		31	29		28	17	30	
			FAIR, CLARK	1.00	ENGLISH			26	26	26	23	31	
			FISCHER, MATT	1.00	SS	25	19		34	22		30	
			GUILLEMIN, MARYVONNE	1.00	SPANISH / FOOD			29	23	31	33	16	
			HOBBS, RENE	1.00	ART		23		28	21	30	30	
			JONES, DARREN	1.00	COMPUTERS		11	26	1	22	28	30	
			JONES, MEGAN	0.50	ENGLISH				27	29			
			KENNEDY, JOHN	1.00	MATH			25	27	29	32	29	
			MARCUSON, WADE	1.00	SCIENCE		18	29	31		28	29	
			MERKES, RENEE	1.00	MATH		15	29	25	21	22		
			METCALF, RICHARD	1.00	SCIENCE/ MATH/VOC E		23	19	25		31	22	
			PETERSON, KENT	1.00	BAND/ CHOIR	20	28	20		27		22	
			RAEMAEKER, LINDA	1.00	SS		22	26	20		24	18	
			SCHMIDT, DAVID	1.00	SCIENCE		23	26	19		20	30	
			SPARKS, RANDALL	1.00	MATH		19	22		18	22	26	
			SPARKS, ROB	1.00	SS		30	29	26	23	24		
	TRUESDELL, HEATHER	1.00	ENGLISH		30	21		28	30	30			
	WAISSENBERG, GREGORY	0.60	RUSSIAN / SPANISH				21	24		34			
	WAINWRIGHT, JOANN	1.00	SWIMMING		23	29	33	38	36				
	WHEELER, SUSAN	1.00	ENGLISH		20	22	18	17	14				
	WILLIAMSON, MICHAEL	1.00	MATH		25		29	19	12	18			
	ZOPF, TERRI	1.00	ENGLISH / DRAMA		27	19	23	25	19				
TOTAL				0	45	447	470	476	465	474	415	0	
				Total Enrollment 491 (Unduplicated Count)									
Specialists	Certified	1.00	COUNSELOR / LIBRARY										
		1.00	COUNSELOR										
<i>i.e., counselor, athletic director, librarian (pe & music for elementary schools only)</i>													
<i>DO NOT include Title I, Migrant, etc.</i>													
TOTAL				2.00									
GRAND TOTAL				27.85									

(Office Use Only)	
Class Size Average	23.9
Pupil/Teacher Ratio	20.6

Number of Sections (office use only)			
1-9	2	20-24	33
10-14	6	25-29	36
15-19	18	30 +	22

Kenai Peninsula Borough School District

School/Class Enrollment Count as of the fourth Thursday of September.

Please list your staff and their FTE. Complete the Enrollment section using the enrollment numbers as of the fourth Thursday of September. Don't worry about the totals (areas in green).

School name **SOLDOTNA EL**

Administration	Employee Name	FTE	Position/Grade
	CANNAVA, CAROLYN	1.00	PRINCIPAL
TOTAL		1.00	
Regular Ed			
Certified	ALLEN, BARBARA	1.00	KINDERGARTEN
	BAKTUIT, SHERRI	1.00	GR 2
	BOBEK, JAN	1.00	GR 5
	BRESSLER, LUANNE	1.00	GR 3 / 4
	BUBEN, GAYLE	1.00	GR 3
	COURTRIGHT, NANCY	1.00	GR 4
	ERWIN, TRACI	1.00	GR K / 1
	MEYERS, KARLENE	1.00	GR 6
	PETTIJOHN, DENA	1.00	GR 5 / 6
	THOMPSON, KATHLEEN	1.00	GR 1 / 2
	VASILLIE, KELLY	1.00	GR 1
TOTAL		11.00	
Specialists			
Certified	JULIUSSEN, LISA	1.00	PE
	SOUTHWICK, ERIN	1.00	MUSIC
TOTAL		2.00	
GRAND TOTAL		14.00	

ENROLLMENT #'s (full time students)							
Elementary Students Enrolled	Middle/High Students Enrolled per period						
	1st	2nd	3rd	4th	5th	6th	7th
21							
19							
25							
21							
19							
23							
21							
26							
24							
23							
23							
245	0	0	0	0	0	0	0
Total Enrollment						245	

(Unduplicated Count)

<i>(Office Use Only)</i>	
Class Size Average	22.3
Pupil/Teacher Ratio	22.3

Number of Sections <i>(office use only)</i>		
1-9	0	20-24 7
10-14	0	25-29 2
15-19	2	30 + 0

*i.e., counselor, athletic director, librarian (pe & music for elementary schools only)**DO NOT include Title I, Migrant, etc.*

Kenai Peninsula Borough School District

School/Class Enrollment Count as of the fourth Thursday of September.

Please list your staff and their FTE. Complete the Enrollment section using the enrollment numbers as of the fourth Thursday of September. Don't worry about the totals (areas in green).

School name **SOLDOTNA HIGH**

	Employee Name	FTE	Position/Grade		
Administration	SYVERSON, TODD	1.00	PRINCIPAL		
	HOWARD, ALLAN	1.00	ASST PRINCIPAL		
TOTAL		2.00			
Regular Ed	Certified				
		BARKMAN, JAMES	1.00	MATH/ SCIENCE	
		BARTMAN, DONNA	1.00	BUS ED	
		BRANTLEY, GALEN	1.00	HEALTH/SS/PE	
		CARLSON, J. WILLIAM	1.00	VOC ED	
		CARVER, JEANNA	1.00	HOME EC	
		COX, STEPHANIE	1.00	ART	
		DRUCE, MICHAEL	0.80	ENGLISH	
		EMERY, DAVID	1.00	SCIENCE	
		GORDON, DOUG	1.00	VOC ED	
		HANSON, CHRIS	1.00	SCIENCE / HEALTH / MA	
		HARBISON, DAN	1.00	SS	
		JONES, SARAH	1.00	ENGLISH	
		MAREY, SOHAIL	1.00	PE	
		MATIYA, RICK	1.00	SS	
		MATTSON, ALISSA	1.00	LA	
		MILLER, SANDY	1.00	MATH	
		MINOGUE, TROY	1.00	MATH	
		NOLDEN, PAT	0.50	SCIENCE	
		RIFE, BRUCE	1.00	SCIENCE	
		SCHNEIDER, VERNEL	1.00	MUSIC	
		SHIVELY, ROB	1.00	LA	
		SYVERSON, LANA	1.00	SS	
		TAPIA, MARIA	1.00	SPANISH	
		TRUJILLO, JOSEPH	1.00	MATH	
		WALTON, MATHEW	1.00	ENGLISH	
		WAISSENBERG, GREGORI	0.40	SS	
		WEAR, TAMARA	0.75	MATH	
		TOTAL		25.45	
		Specialists	Certified <i>i.e., counselor, athletic director, librarian (pe & music for elementary schools only)</i>		
				NOLDEN, PAT	0.50
DRUCE, LADAWN	1.00			LIBRARY / COUNSELOR	
DRUCE, MICHAEL	0.20			AD	
	MOORE, SARA	1.00	COUNSELOR		
TOTAL		2.70			
GRAND TOTAL		30.15			

ENROLLMENT #'s (full time students)							
Elementary Students Enrolled	Middle/High Students Enrolled per period						
	1st	2nd	3rd	4th	5th	6th	7th
		21	29	24	19	27	20
		21	23	4	28	21	19
18	20	28	23	30	25		17
	21	17		21	19	22	17
	12		21	23	23	21	25
	24	25	26		14	25	18
		27	24	26		21	20
		29	25	30	26	17	20
	14		25	23	22	24	24
	18		19	29	27	22	19
	24	18		33	26	21	26
			23	26	25	19	22
	21	27	34		27	32	19
	17	21	27		22	12	20
	24	30	21	27		20	16
	21	32	32	19		24	19
	23	22	25	31	29		24
	19	29	33				20
	18	26		30	26	29	19
23	39	39			29	22	
	33	11	16	12	19		17
	29	18	32	1	35	26	24
12	31	15	32		35	29	19
	20		21	23	26	14	21
	19	25	27	23		23	17
	26	19					
				27	9	20	20
0	494	525	518	461	505	494	500

Total Enrollment 555
(Unduplicated Count)

(Office Use Only)
Class Size Average 22.9
Pupil/Teacher Ratio 21.8

Number of Sections (office use only)
1-9 **3** 20-24 **54**
10-14 **8** 25-29 **40**
15-19 **31** 30 + **19**

Kenai Peninsula Borough School District

School/Class Enrollment Count as of the fourth Thursday of September.

Please list your staff and their FTE. Complete the Enrollment section using the enrollment numbers as of the fourth Thursday of September. Don't worry about the totals (areas in

School name **SOLDOTNA MIDDLE**

	Employee Name	FTE	Position/Grade			
Administration	MOOCK, SHARON	1.00	PRINCIPAL			
	EVELAND, BEN	1.00	ASST PRINCIPAL			
TOTAL		2.00				
Regular Ed	Certified					
		BLAIR, POLLY	1.00	LA		
		BURNS, JOEL	1.00	SCIENCE		
		CANNAVA, KRISTIN	1.00	LA		
		CARPENTER, DAVE	1.00	SS/PE		
		CHRISTENSEN, JOHN	1.00	MATH		
		CHURCH, SHELLI	1.00	SS		
		EGGLESTON, ANDREA	1.00	ART		
		GUSTKEY, MICHAEL	1.00	SS/LA		
		HARRO, JOHN	1.00	BUSINESS ED		
		HAYES, JEANA	1.00	MATH		
		HEPNER, KENNETH	1.00	MATH		
		JOHNSON, PAT	1.00	MATH		
		KIRCHER, KARL	1.00	READ 180		
		MOORE, JEFF	0.50	MUSIC		
		MOORE, ROBERT	1.00	SS		
		PILLIFANT, LAURA	1.00	SCIENCE/HEALTH		
		REIMER, CARLY	1.00	SCIENCE / PE		
		STEPHENS, CHARLIE	1.00	PE		
		TABOR, JENNIFER	1.00	HOME EC		
		TABOR, JOHN	1.00	VOC ED		
		TRUESDELL, SARGEANT	1.00	SS/MATH/PE		
		WHITNEY, CLARK	1.00	LA		
		TOTAL		21.50		
		Specialists	Certified			
				CLARK, KATHY	0.50	LIBRARY
				LAWYER, PATTY	0.50	COUNSELOR
				LITZENBERGER, CINDY	1.00	COUNSELOR
<i>i.e., counselor, athletic director, librarian (pe & music for elementary schools only)</i>						
<i>DO NOT include Title I, Migrant, etc.</i>						
TOTAL		2.00				
GRAND TOTAL		25.50				

ENROLLMENT #'s (full time students)									
Elementary Students Enrolled	Middle/High Students Enrolled per period								8th
	1st	2nd	3rd	4th	5th	6th	7th	8th	
	17	24	22		25	23	27	18	
	17	27		26	24	30	21	23	
	17	20	24		27	30	21	24	
	18	27	16	16	35	30	28	0	
	20	26		26	22	28	25	22	
	21		33	25	27	24	29	27	
	19	33	26	26		33	24	28	
	18		22	25	25	30	23	21	
	17	25	30	32	28	25			
	19	22	24	15					
	20	21	20	20	30	29		17	
	17	20		22	26	31	33	22	
		13	12	12	13	13		12	12
15	17	23	52	64					
	20		25	15	22	24	31	26	
	19	21	22	23	21		31	26	
	17	25	31	24	36		32	27	
	18	32	22	30	19		36	35	
	20	34		25	28	29	26	33	
	19	20	31	28	23	29		22	
	20	20	28		20	22	30	37	
	19	27	20		17	31	24	26	
0	402	459	460	455	468	448	453	446	

Total Enrollment 488
(Unduplicated Count)

(Office Use Only)
Class Size Average 24.3
Pupil/Teacher Ratio 22.7

Number of Sections (office use only)
1-9 **0** 20-24 **42**
10-14 **6** 25-29 **33**
15-19 **22** 30 + **27**

Kenai Peninsula Borough School District

School/Class Enrollment Count as of the fourth Thursday of September.

Please list your staff and their FTE. Complete the Enrollment section using the enrollment numbers as of the fourth Thursday of September. Don't worry about the totals (areas in green).

School name **SOLDOTNA MONTESSORI**

Administration		Employee Name	FTE	Position/Grade
TOTAL			0.00	
Regular Ed				
	Certified			
		ATCHLEY, LISA	1.00	GR 1-3
		CARTER, TERRI	1.00	GR 4-6
		DEVOLLD, JOHN	1.00	GR 4-6
		HOLT, KATHLEEN	1.00	GR 1 - 3
		LARNED, SUSAN	1.00	GR 1-3
		ROMATZ, CHERYL	1.00	GR 4 - 6
		WATTERS, LINDA	1.00	KINDERGARTEN
TOTAL			7.00	
Specialists				
	Certified			
		BREWER-FAIR, KAREN	1.00	PE
		WELLS, STACI	1.00	READING
<i>i.e., counselor, athletic director, librarian (pe & music for elementary schools only)</i>				
<i>DO NOT include Title I, Migrant, etc.</i>				
TOTAL			2.00	
GRAND TOTAL			9.00	

Elementary Students Enrolled	ENROLLMENT #s (full time students)						
	Middle/High Students Enrolled per period						
	1st	2nd	3rd	4th	5th	6th	7th
23							
23							
24							
23							
23							
23							
22							
161	0	0	0	0	0	0	0
Total Enrollment		161					
<i>(Unduplicated Count)</i>							

<i>(Office Use Only)</i>	
Class Size Average	23.0
Pupil/Teacher Ratio	23.0

Number of Sections <i>(office use only)</i>		
1-9	0	20-24 7
10-14	0	25-29 0
15-19	0	30+ 0

Kenai Peninsula Borough School District

School/Class Enrollment Count as of the fourth Thursday of September.

Please list your staff and their FTE. Complete the Enrollment section using the enrollment numbers as of the fourth Thursday of September. Don't worry about the totals (areas in green).

School name **SPRING CREEK**

Administration	Employee Name	FTE	Position/Grade	ENROLLMENT #'s (full time students)									
	YOUNG, WAYNE	0.50	PRINCIPAL										
TOTAL		0.50											
Regular Ed	Certified	FTE	Position/Grade	Elementary Students Enrolled	Middle/High Students Enrolled per period								
					1st	2nd	3rd	4th	5th	6th	7th		
	LAU, CHRISTOPHER	1.00	GENERALIST		9	10	10						
	BLOUNT, GARY	1.00	GENERALIST		10	10	6						
	BLOUNT, MARY ALICE	1.00	GENERALIST		9	6	11						
	YOUNG, WAYNE	0.50	GENERALIST		8	7	8						
TOTAL		3.50		36	36	33	35	0	0	0	0	0	0
				Total Enrollment 36									
				<i>(Unduplicated Count)</i>									
Specialists	Certified	FTE	Position/Grade										
	<i>i.e., counselor, athletic director, librarian (pe & music for elementary schools only)</i>												
	<i>DO NOT include Title I, Migrant, etc.</i>												
TOTAL		0.00											
GRAND TOTAL		4.00											

<i>(Office Use Only)</i>		
Class Size Average		12.0
Pupil/Teacher Ratio		10.3

Number of Sections (office use only)			
1-9	7	20-24	0
10-14	5	25-29	0
15-19	0	30 +	0

Kenai Peninsula Borough School District

School/Class Enrollment Count as of the fourth Thursday of September.

Please list your staff and their FTE. Complete the Enrollment section using the enrollment numbers as of the fourth Thursday of September. Don't worry about the totals (areas in green).

School name **STERLING**

Administration	Employee Name	FTE	Position/Grade
	ERMOLD, CHRISTINE	0.80	PRINCIPAL
TOTAL		0.80	
Regular Ed			
Certified	BOEHLER, CAROL	1.00	GR 4
	HOFFMAN, TERI	1.00	GR 6
	JONES, HANA	1.00	GR 5
	LYONS, SANDRA	1.00	GR 1 / 2
	MARTIN, SUZANNE	1.00	KINDERGARTEN
	SEIMS, ED	1.00	GR 3 / 4
	SHAPLEY, ROY	1.00	GR 2 / 3
	STERLING, LORA	1.00	GR 1
TOTAL		8.00	
Specialists			
Certified	AUDETTE, MICK	0.50	MUSIC
	CHASE, MIKE	0.50	PE
<i>i.e., counselor, athletic director, librarian (pe & music for elementary schools only)</i>			
<i>DO NOT include Title I, Migrant, etc.</i>			
TOTAL		1.00	
GRAND TOTAL		9.80	

Elementary Students Enrolled	ENROLLMENT #'s (full time students)						
	Middle/High Students Enrolled per period						
	1st	2nd	3rd	4th	5th	6th	7th
24							
27							
23							
24							
14							
25							
24							
19							
180	0	0	0	0	0	0	0

Total Enrollment 180
(Unduplicated Count)

<i>(Office Use Only)</i>	
Class Size Average	22.5
Pupil/Teacher Ratio	22.5

Number of Sections (office use only)			
1-9	0	20-24	4
10-14	1	25-29	2
15-19	1	30 +	0

Kenai Peninsula Borough School District

School/Class Enrollment Count as of the fourth Thursday of September.

Please list your staff and their FTE. Complete the Enrollment section using the enrollment number the fourth Thursday of September. Don't worry about the totals (areas in green).

School name **SB ENGLISH**

	Employee Name	FTE	Position/Grade
Administration	LIBERTY, CURTIS	0.50	PRINCIPAL
TOTAL		0.50	
Regular Ed			
Certified	BORNHEIMER, KAREN	1.00	GR K / 4
	BURNETT, DAMARA	0.50	LA
	CHISSUS, PAUL	0.60	VOC ED
	HINGLEY, SHERYL	1.00	GR 4 / 8
	LIBERTY, CURTIS	0.50	ART/ SS/ LA
	WINTERS, TIMOTHY	1.00	SCIENCE/ MATH
TOTAL		4.60	
Specialists			
Certified			
	<i>i.e., counselor, athletic director, librarian (pe & music for elementary schools only)</i>		
	<i>DO NOT include Title I, Migrant, etc.</i>		
TOTAL		0.00	
GRAND TOTAL		5.10	

Elementary Students Enrolled	ENROLLMENT #'s (full time students)						
	Middle/High Students Enrolled per period						
	1st	2nd	3rd	4th	5th	6th	7th
21				12	14		
20	17	10	20				
		1	7	2	2	16	
	12	17		15	13	13	
41	29	28	27	29	29	29	0

Total Enrollment 66
(Unduplicated Count)

(Office Use Only)

Class Size Average	12.5
Pupil/Teacher Ratio	14.3

Number of Sections (office use only)			
1-9	4	20-24	3
10-14	6	25-29	0
15-19	4	30 +	0

Kenai Peninsula Borough School District

School/Class Enrollment Count as of the fourth Thursday of September.

Please list your staff and their FTE. Complete the Enrollment section using the enrollment number the fourth Thursday of September. Don't worry about the totals (areas in green).

School name **TUSTUMENA**

Administration	Employee Name	FTE	Position/Grade
	HALVERSON, KENNETH	0.80	PRINCIPAL
TOTAL		0.80	
Regular Ed			
Certified	BALISE, KELLY	1.00	GR 6
	BLOSSOM, KATIE	1.00	KINDERGARTEN
	BOSICK, MARINA	1.00	GR 2
	COWANS, CHRISTOPHER	1.00	GR 5
	HOPKINS, SHARON	1.00	GR 1
	KNOBF, GAIL	1.00	GR 6
	MICHAEL, DAVID	1.00	GR 3 / 4
TOTAL		7.00	
Specialists			
Certified	AUDETTE, MICK	0.50	MUSIC
	CHASE, MIKE	0.50	PE
<i>i.e., counselor, athletic director, librarian (pe & music for elementary schools only)</i>			
<i>DO NOT include Title I, Migrant, etc.</i>			
TOTAL		1.00	
GRAND TOTAL		8.80	

Elementary Students Enrolled	ENROLLMENT #'s (full time students)						
	Middle/High Students Enrolled per period						
	1st	2nd	3rd	4th	5th	6th	7th
29							
26							
23							
24							
20							
25							
24							
171	0	0	0	0	0	0	0
Total Enrollment					171		

<i>(Office Use Only)</i>	
Class Size Average	24.4
Pupil/Teacher Ratio	24.4

Number of Sections <i>(office use only)</i>			
1-9	0	20-24	4
10-14	0	25-29	3
15-19	0	30 +	0

Kenai Peninsula Borough School District

School/Class Enrollment Count as of the fourth Thursday of September.

Please list your staff and their FTE. Complete the Enrollment section using the enrollment number the fourth Thursday of September. Don't worry about the totals (areas in green).

School name **VOZNESENKA**

	Employee Name	FTE	Position/Grade
Administration	HILLMAN, RAY	0.60	PRINCIPAL
TOTAL		0.60	
Regular Ed			
Certified	CHALUP, ELAINE	1.00	GR 5 / 6
	ETZWILER, KRISTA	1.00	GR 1 / 2
	HOUGHTON, MICHAEL	1.00	7 - 12 MATH
	ETZWILER, LINDA	1.00	KINDERGARTEN
	ROBERTSON, CINDY	1.00	SS
	SERGE, KATHERINE	1.00	LA GR 7 - 12
	SZAJKOWSKI, JOHN	1.00	GR 3 / 4
	TREJO, TANIA	1.00	SCIENCE GR 7 - 12
	WHITE, STAN	0.50	RUSSIAN
TOTAL		8.50	
Specialists			
Certified			
<i>i.e., counselor, athletic director, librarian (pe & music for elementary schools only)</i>			
<i>DO NOT include Title I, Migrant, etc.</i>			
TOTAL		0.00	
GRAND TOTAL		9.10	

Elementary Students Enrolled	ENROLLMENT #'s (full time students)						
	Middle/High Students Enrolled per period						
	1st	2nd	3rd	4th	5th	6th	7th
22	1			1			
16	1						
	11	14	18	13		26	
12	1						
	26		8	20	6	8	
	15	17	13	14	13		
19			1				
	1	26	18	10	13	6	
					26	18	
69	56	57	58	58	58	58	0

Total Enrollment 126
(Unduplicated Count)

(Office Use Only)	
Class Size Average	12.9
Pupil/Teacher Ratio	14.8

Number of Sections (office use only)			
1-9	10	20-24	2
10-14	9	25-29	4
15-19	7	30 +	0

Kenai Peninsula Borough School District

School/Class Enrollment Count as of the fourth Thursday of September.

Please list your staff and their FTE. Complete the Enrollment section using the enrollment number the fourth Thursday of September. Don't worry about the totals (areas in green).

School name **WEST HOMER**

	Employee Name	FTE	Position/Grade
Administration	WALSWORTH, CHARLES	1.00	PRINCIPAL
TOTAL		1.00	
Regular Ed			
Certified	BRASS, SUSAN	1.00	GR 6
	BUCHER, VIRGINIA	1.00	GR 3
	DEMERS, CAROL	1.00	GR 4
	GRIBBLE, SHIRLIE	1.00	GR 6
	HEIMBUCH, FRANCES ANN	1.00	GR 5
	KIRKHAM, MARILYN	1.00	GR 4
	LEDGER, SUSAN	1.00	GR 3
	MASLOW, CAROLYN	1.00	GR 3
	MORETH, PATRICIA	1.00	GR 5
	STEPHENS, BENJAMIN	1.00	GR 4
TOTAL		10.00	
Specialists			
Certified	WHIP, LISA	0.50	LIBRARY
	WISE, TINA	0.50	MUSIC
<i>i.e., counselor, athletic director, librarian (pe & music for elementary schools only)</i> <i>DO NOT include Title I, Migrant, etc.</i>			
TOTAL		1.00	
GRAND TOTAL		12.00	

ENROLLMENT #'s (full time students)

Elementary Students Enrolled	Middle/High Students Enrolled per period						
	1st	2nd	3rd	4th	5th	6th	7th
28							
19							
21							
30							
25							
19							
18							
19							
18							
19							
25							
19							
223	0	0	0	0	0	0	0

Total Enrollment 223
(Unduplicated Count)

<i>(Office Use Only)</i>	
Class Size Average	22.3
Pupil/Teacher Ratio	22.3

Number of Sections (office use only)			
1-9	0	20-24	1
10-14	0	25-29	3
15-19	5	30 +	1