


General Information Items for the Board of Education





Contact: Pegge Erkeneff
Communications Specialist
Phone: (907) 714-8888
Fax: (907) 262-5867
Pegge@kpbsd.org

148 N. Binkley
Soldotna, AK 99669
[Communications blog](http://www.kpbsd.k12.ak.us)
www.kpbsd.k12.ak.us

KENAI PENINSULA BOROUGH SCHOOL DISTRICT

NEWS RELEASE

KPBSD School Board receives 2011 Outstanding School Board of the Year Award

Soldotna, November 7, 2011—The Association of Alaska School Boards (AASB) bestows the KPBSD school board with the “2011 Outstanding School Board of the Year” award for their contributions to the Kenai Peninsula Borough School District.

The award was announced during the 58th annual AASB conference in Anchorage, November 3–6, 2011, with more than 400 people in attendance. Fifty-three school districts serve the great state of Alaska, and competition this year included very engaged school boards from Kodiak, Sitka, and Bristol Bay, among others.

Superintendent Dr. Steve Atwater was present at the award presentation and said,

“I am thrilled that our board is being recognized in this way, it was great to see them receive this in front of school board members from across the state. Their dedication to the students of the Kenai is unwavering—they deserve this accolade.”

Five criteria are necessary to receive Outstanding Alaska School Board of the Year. The KPBSD school board demonstrates excellence in:

1. Community Engagement
2. Level of AASB/UAF Boardsmanship Academy
3. Demonstrated evidence of leadership as measured against AASB School Board Standards
4. Participation in State and National Activities
5. Evidence of growth in student achievement

Nine elected members serve on the KPBSD school board, together with one high school student representative: Joe Arness, President; Liz Downing, Vice President; Penny Vadla, Clerk; Lynn Hohl, Treasurer; Marty Anderson; Sammy Crawford; Sunni Hilts; Bill Holt; Tim Navarre; and Annaleah Ernst, Student representative.

“This recognition that our District is, in fact, a leader in education as measured by academic progress compared with other Districts is not so much an endorsement of the Board itself, but instead recognizes the strides which our District has made over the past few years.” – Joe Arness, President

“It was such an honor for our board to receive recognition from the Association. Listening to our board and district accomplishments during the presentations, I was struck by the realization that this was an effort truly shared with all past board members, administrators, teachers, staff, students, and families who have contributed over the years to make this such a wonderful school district.” – Liz Downing, Vice-President

Liz Downing, school board vice-president, was awarded the 2011 “National Distinguished Board Member” by the National School Boards Association (NSBA) during the AASB conference. Ten Alaskans receive this honor each year.

2011-2012 BOROUGH ASSEMBLY AND ADMINISTRATION



Gary Knopp, President
50465 Patrick Drive
Kenai, Alaska 99611
Phone: 283-9494
Fax: 283-9800
E-mail: gknopp@borough.kenai.ak.us
District: 1-Kalifornsky
Term Expires: 2012



Sue A. McClure
P. O. Box 3686
Seward, Alaska 99664
Phone: 224-6784
E-mail: smcclure@borough.kenai.ak.us
District: 6-East Peninsula
Term Expires: 2012



Harold Smalley
105 Linwood Lane
Kenai, Alaska 99611
Phone: 283-7469
E-mail: hsmalley@borough.kenai.ak.us
District: 2-Kenai
Term Expires: 2014



Brent Johnson
20773 Porcupine Lane
Clam Gulch, Alaska 99568
Phone: 262-4763
Fax: 260-5367
E-mail: bjohnson@borough.kenai.ak.us
District: 7-Central
Term Expires: 2013



Ray Tauriainen
P. O. Box 8678
Nikiski, Alaska 99635
Phone: 776-8885
E-mail: rtauriainen@borough.kenai.ak.us
District: 3-Nikiski
Term Expires: 2013



Bill Smith
P.O. Box 150
Homer, Alaska 99603
Phone: 235-8932
E-mail: bsmith@borough.kenai.ak.us
District: 8-Homer
Term Expires: 2014



Linda Murphy
P.O. Box 4124
Soldotna, Alaska 99669
Phone: 262-1686
Fax: 262-8485
E-mail: lmurphy@borough.kenai.ak.us
District: 4-Soldotna
Term Expires: 2013



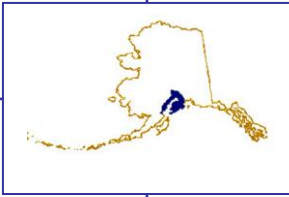
Mako Haggerty
P. O. Box 2001
Homer, Alaska 99603
Phone: 235-5104
E-mail: mhaggerty@borough.kenai.ak.us
District: 9-South Peninsula
Term Expires: 2012



Charlie Pierce, Vice President
144 N. Binkley Street
Soldotna, Alaska 99669
Phone: 260-6647
E-mail: cpierce@borough.kenai.ak.us
District: 5-Sterling/Funny River
Term Expires: 2014



Mike Navarre, Borough Mayor
144 N. Binkley Street
Soldotna, Alaska 99669
Phone: 714-2150
Fax: 262-8616
E-mail: mnavarre@borough.kenai.ak.us
Term Expires: 2014



KENAI PENINSULA BOROUGH SCHOOL DISTRICT

Office of Superintendent

Dr. Steve Atwater, Superintendent of Schools
148 North Binkley Street Soldotna, Alaska 99669-7553
Phone (907) 714-8888 Fax (907) 262-9132

November 23, 2011

Representative Mike Chenault
145 Main St Loop Suite 223
Kenai, AK 99611

NOTE: The same letter was
sent via email and U.S. mail
to all Kenai Peninsula
Legislators

Dear Representative Chenault:

In preparation for the upcoming legislative session the Kenai Peninsula School Board invites you to join them for dinner and discussion on **December 5** from 5:30 p.m. to 6:30 p.m. in the Borough Administration Building, Soldotna. This would be an informal meeting and would provide an opportunity for the Board to thank you for your hard work during this past year and to update you on current issues in the District.

Please contact Sally Tachick (stachick@kpbsd.org or 907-714-8836) if you are able to attend.

Thank you,

Joe Arness, President
Board of Education

cc: School Board
Senior Management

KENAI PENINSULA BOROUGH SCHOOL DISTRICT

148 North Binkley Street Soldotna, Alaska 99669-7553

Phone (907) 714-8888 Fax (907) 262-9132

www.kpbsd.k12.ak.us

SCHOOL BOARD COMMUNICATION

Title: Update on process for revision of Five-Year Plan

Date: November 22, 2011

Item Number:

General
Information

Administrator: Steve Atwater, Ph.D.
Superintendent of Schools



Attachments:
Five-Year Plan Graphic of five-year plan (revised)
Process

☐

Action Needed

☐

For Discussion

☒

Information

☐

Other: _____

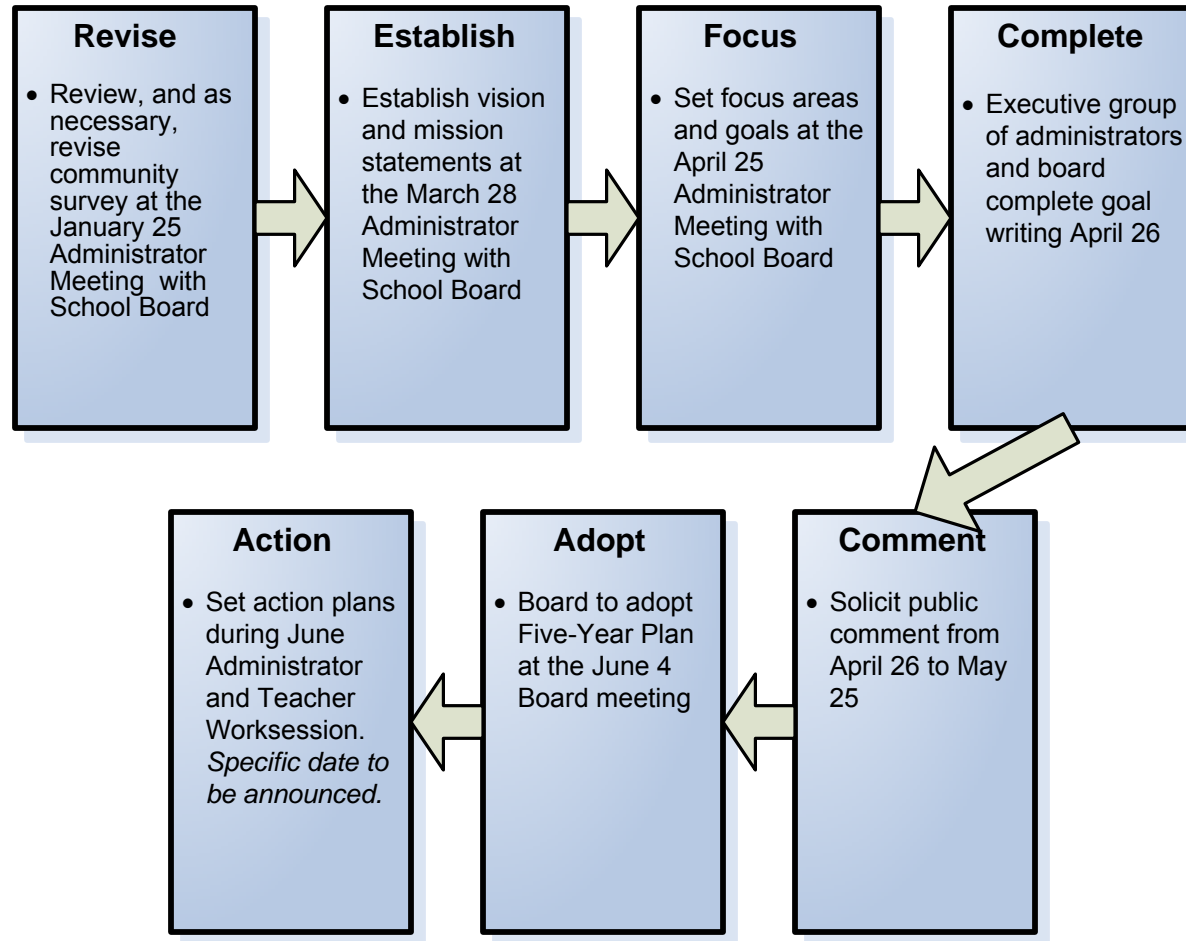
BACKGROUND INFORMATION

In November I introduced a process for the revision of our five-year plan. After discussing my plan with leadership team members and a consultant, I have made some small changes to this process; the attached flowchart summarizes the revised sequence of events for the plan's revision.

ADMINISTRATIVE RECOMMENDATION

Five-Year Plan Process

Kenai Peninsula Borough School District



September 2011						
S	M	T	W	T	F	S
				1	2	3
4	5	6	7	8	9	10
11	12	13	14	15	16	17
18	19	20	21	22	23	24
25	26	27	28	29	30	

October 2011						
S	M	T	W	T	F	S
						1
2	3	4	5	6	7	8
9	10	11	12	13	14	15
16	17	18	19	20	21	22
23	24	25	26	27	28	29
30	31					

1st - Enrollment Projection Deadline for Schools
26th - Budget Development Committee Meeting

November 2011						
S	M	T	W	T	F	S
		1	2	3	4	5
6	7	8	9	10	11	12
13	14	15	16	17	18	19
20	21	22	23	24	25	26
27	28	29	30			

4th - FY12-13 Projected Enrollment Report Due to DOEED
7th - Staffing Projections and Site Budget Formulation Begins
11th - FY11-12 Actual Enrollment Report Due to DOEED

December 2011						
S	M	T	W	T	F	S
				1	2	3
4	5	6	7	8	9	10
11	12	13	14	15	16	17
18	19	20	21	22	23	24
25	26	27	28	29	30	31

1st - 16th - Senior Management Conducts Preliminary Budget Estimation
5th - Enrollment Information Reported to Board

January 2012						
S	M	T	W	T	F	S
1	2	3	4	5	6	7
8	9	10	11	12	13	14
15	16	17	18	19	20	21
22	23	24	25	26	27	28
29	30	31				

9th - FY13 Preliminary Budget Information to Board

February 2012						
S	M	T	W	T	F	S
			1	2	3	4
5	6	7	8	9	10	11
12	13	14	15	16	17	18
19	20	21	22	23	24	25
26	27	28	29			

6th - School Board Meeting - Budget Work Session to Review Detailed Budget Info.
*14th - Joint Work Session with Board and Borough Assembly, 10:00 a.m.
15th - Public Budget Forum, Seward High School Library, 5:30 p.m.
16th - Public Budget Forum, Kenai Central High School Library, 5:30 p.m.
21st - Public Budget Forum, Homer High School Library, 5:30 p.m.

March 2012						
S	M	T	W	T	F	S
				1	2	3
4	5	6	7	8	9	10
11	12	13	14	15	16	17
18	19	20	21	22	23	24
25	26	27	28	29	30	31

5th - School Board Meeting-Presentation of Budget

April 2012						
S	M	T	W	T	F	S
1	2	3	4	5	6	7
8	9	10	11	12	13	14
15	16	17	18	19	20	21
22	23	24	25	26	27	28
29	30					

2nd - School Board Meeting - Present Budget for Approval
*17th - Final KPBSD Budget Information to Borough Assembly**

May 2012						
S	M	T	W	T	F	S
		1	2	3	4	5
6	7	8	9	10	11	12
13	14	15	16	17	18	19
20	21	22	23	24	25	26
27	28	29	30	31		

*1st - Ordinance Introduced at Borough Assembly***
*15th - Borough Assembly Resolution

June 2012						
S	M	T	W	T	F	S
					1	2
3	4	5	6	7	8	9
10	11	12	13	14	15	16
17	18	19	20	21	22	23
24	25	26	27	28	29	30

*5th - Borough Assembly Ordinance Vote

*All dates referring to Borough Assembly meetings are subject to change.

**Provide KPB Finance with a copy of budget memo when Board packet is released to use in preparing Assembly resolution.

***Normal Borough packet deadline is 12 days prior to actual Assembly meeting. A minimum of 25 days is mandatory between the introduction of an ordinance and the time action is taken on it.

Alaska Statute Sec. 14.14.060. Relationship between the borough school district and borough; finances and buildings. (c) Except as otherwise provided by municipal ordinance, the borough school board shall submit the school budget for the following school year to the borough assembly by May 1 for approval of the total amount. Within 30 days after receipt of the budget, the assembly shall determine the total amount of money to be made available from local sources for school purposes and shall furnish the school board with a statement of the sum to be made available. If the assembly does not, within 30 days, furnish the school board with a statement of the sum to be made available, the amount requested in the budget is automatically approved. Except as otherwise provided by municipal ordinance, by June 30, the assembly shall appropriate the amount to be made available from local sources from money available for the purpose.

KENAI PENINSULA BOROUGH SCHOOL DISTRICT

148 North Binkley Street Soldotna, Alaska 99669-7553

Phone (907) 714-8888 Fax (907) 262-9132

www.kpbsd.k12.ak.us

SCHOOL BOARD COMMUNICATION

Title: 2011-12 Class Size Enrollment Report

Date: November 29, 2011

Item Number:

Administrator: Sean Dusek, Assistant Superintendent 

Attachments: 2011-12 Enrollment Summary and Class Size Report

☐ Action Needed ☐ For Discussion ☒ Information ☐ Other: _____

BACKGROUND INFORMATION

The annual Class Size Enrollment Report is an important data set because it provides a cross check with student projections and staffing decisions. The size and configuration of our schools makes comparisons difficult. It is important to view each school individually, as well as compare schools of similar size. In addition to the Class Size Report, information is included that lists the Number of Sections for each school; a Class Size Comparison by Year for the last five years; a Comparison of Pupil Teacher Ratios (PTR); and a Average Annual Class Size for Core Classes. At the Board's request, we have also added Average Annual Class Size for Core Classes; Advanced Placement and Non Traditional Education. The PTR comparison is one way to look at equitable staffing in all our schools. The information provided in the report displays individual school sites on the first of October.

Please note, **only general education classes/students** are included in this count. Additionally, in the communities of Kenai, Nikiski, Seward, Soldotna, and Homer, schools were placed in similar tables. For the purpose of analysis, we elected to group schools in the same way that the Human Resources Department does for staffing purposes. The groupings are as follows:

- large high schools
- middle schools
- elementary and K-8 schools
- small schools, and
- other schools

Please keep in mind that whenever data is aggregated, there is a risk in making unfair comparisons. For instance, it is more difficult to staff smaller schools because they are inherently less efficient to operate than larger schools.

ADMINISTRATIVE RECOMMENDATION

Kenai Peninsula Borough School District

2011-12 ENROLLMENT SUMMARY

AND

CLASS SIZE REPORT

December 5, 2011

KPBSD Annual Class Size Enrollment Report - 2011/12				
SCHOOL	Cert. FTE*	Enrollment	Class Size Average	Pupil/Teacher Ratio
Large High Schools				
Homer High	20.00	395	21.7	19.8
Kenai Central High	26.50	525	21.8	19.8
Nikiski High	12.83	230	18.1	17.9
Skyview High	17.60	364	22.0	20.7
Seward High	8.60	176	18.4	20.5
Soldotna High	25.00	499	21.6	20.0
TOTAL	110.53	2,189.0	20.6	19.8
Middle Schools				
Homer Middle	11.00	190	20.6	17.3
Kenai Middle	19.50	357	19.8	18.3
Nikiski Middle	10.17	224	18.2	22.0
Seward Middle	4.80	80	18.6	16.7
Soldotna Middle	20.00	400	22.0	20.0
TOTAL	65.47	1,251.0	19.8	19.1
Elementary Schools K-8				
Chapman	6.50	101	18.3	15.5
K-Beach	19.00	397	20.7	20.9
McNeil Canyon	7.50	126	18.0	16.8
Mt. View	20.00	440	21.1	22.0
Nikiski North Star El	16.00	345	21.4	21.6
Paul Banks	9.00	161	17.9	17.9
Redoubt	17.00	367	21.6	21.6
Seward Elementary	12.00	275	22.9	22.9
Soldotna Elementary	12.00	261	21.2	21.8
Sterling	10.00	159	15.9	15.9
Tustumena	9.00	159	17.7	17.7
West Homer Elementary	9.00	221	21.3	24.6
TOTAL	147.00	3,012	19.8	20.5
Small Schools				
Cooper Landing	1.00	10	3.7	10.0
Hope	1.00	12	2.9	12.0
Kachemak Selo	6.00	75	14.2	12.5
Moose Pass	2.00	18	3.5	9.0
Nanwalek	6.25	79	9.8	12.6
Nikolaevsk	4.50	70	13.7	15.6
Ninilchik	10.50	168	18.0	16.0
Pt. Graham	2.00	22	5.0	11.0
Razdolna	5.00	63	10.6	12.6
S.B. English	4.00	42	9.1	10.5
Tebughna	3.50	38	12.9	10.9
Voznesenka	7.00	106	17.0	15.1
TOTAL	52.75	703	10.0	13.3
Charter Schools				
Aurora Borealis	10.76	194	19.6	18.0
Fireweed	6.25	130	18.6	20.8
Kaleidoscope	11.00	246	22.5	22.4
Soldotna Montessori	7.00	165	23.4	23.6
TOTAL	35.01	735	21.0	21.0
Other Schools				
Homer Flex	2.50	33	9.5	13.2
Kenai Alternative	4.50	71	13.3	15.8
River City	3.00	73	17.2	24.3
Spring Creek	3.00	13	3.3	4.3

* FTE = Full Time Equivalent

Class Size Average = sum of the # of students enrolled in classes divided by the # of classes

Pupil/Teacher Ratio (PTR) = total of school enrollment divided by the FTE

KPBSD Annual Class Size Enrollment Report	Cert. FTE*
------------------------------------------------------------	-------------------

Cert. FTE*

SCHOOL		Cert. FTE					Enrollment						Class Size Average						P/T Ratio					
Large High Schools	06-07	07/08	08/09	09/10	10/11	11/12	06-07	07/08	08/09	09/10	10/11	11/12	06-07	07/08	08/09	09/10	10/11	11/12	06-07	07/08	08/09	09/10	10/11	11/12
Homer High	22.5	22.0	21.0	19.0	19.5	20.0	490	442	410	363	375	395	24.0	22.0	22.0	21.9	21.8	21.7	21.8	20.1	19.5	19.1	19.2	19.8
Kenai Central High	22.6	26.8	25.5	25.0	26.4	26.5	520	514	525	516	506	525	25.4	22.1	21.3	21.4	21.4	21.8	23.0	19.2	20.6	20.6	19.2	19.8
Skyview High	23.9	20.2	21.5	21.5	19.5	17.6	491	450	462	381	340	364	23.9	25.0	23.2	20.2	19.7	22.0	20.6	22.3	21.5	17.7	17.4	20.7
Soldotna High	25.5	24.9	26.5	26.0	25.0	25.0	555	526	521	515	520	499	22.9	24.2	21.2	22.1	22.4	21.6	21.8	21.1	19.7	19.8	20.8	20.0
High Schools																								
Nikiski High	10.5	12.6	13.7	14.5	14.3	12.8	242	242	243	248	251	230	24.1	21.0	21.0	18.8	19.7	18.1	23.2	19.3	17.7	17.2	17.6	17.9
Seward High	11.7	9.0	11.0	10.8	8.6	8.6	207	173	195	166	165	176	17.9	20.4	16.5	15.8	14.8	18.4	17.8	19.2	17.7	15.4	19.2	20.5
Middle Schools																								
Homer Middle	8.8	8.7	10.0	10.0	11.8	11.0	214	199	190	206	219	190	28.4	26.7	22.7	24.1	23.4	20.6	24.5	22.9	19.0	20.6	20.6	17.3
Kenai Middle	17.0	16.5	16.0	18.0	18.5	19.5	386	366	371	363	367	357	25.0	24.8	24.1	21.5	21.7	19.8	22.7	22.2	23.2	20.2	19.8	18.3
Nikiski Middle	7.6	6.8	6.3	6.3	6.2	10.7	141	143	122	114	131	224	21.1	20.6	18.7	19.0	20.3	18.2	18.7	21.2	19.4	18.1	18.2	22.0
Seward Middle	4.9	5.0	6.2	5.5	3.8	4.8	91	89	98	90	93	80	22.5	19.8	16.6	19.3	22.1	18.6	18.8	17.8	15.9	16.4	18.6	16.7
Soldotna Middle	21.5	21.0	22.5	20.5	19.5	20.0	488	464	442	430	372	400	24.2	23.1	20.5	21.1	21.0	22.0	22.7	22.1	19.6	21.0	22.0	20.0
Elementary Schools K-8																								
Chapman	7.0	5.5	6.5	6.7	6.0	6.5	125	96	95	89	88	101	19.6	15.4	16.6	14.5	17.8	18.3	17.9	17.5	14.6	13.3	18.3	15.5
K-Beach	20.0	20.0	20.0	20.0	20.0	19.0	455	440	426	434	422	397	22.8	22.0	21.3	21.7	21.1	20.7	22.8	22.0	21.3	21.7	20.7	20.9
McNeil Canyon	5.5	6.0	7.0	7.0	7.0	7.5	122	105	135	137	119	126	20.3	17.5	19.3	19.6	17.0	18.0	22.2	17.5	19.3	19.6	18.0	16.8
Mt. View	10.0	18.0	19.0	20.0	19.0	20.0	235	428	436	430	442	421	23.5	23.8	22.9	21.5	23.3	21.1	23.5	23.8	22.9	21.5	21.1	22.0
Nikiski North Star	16.0	17.0	16.0	17.0	18.5	16.0	413	383	357	382	389	345	24.8	22.4	22.3	22.5	21.8	21.4	25.8	22.5	22.3	22.5	21.4	31.6
Paul Banks	9.0	10.0	10.0	11.0	9.0	9.0	194	214	207	217	173	161	21.8	21.4	20.7	21.7	19.2	17.9	21.6	21.4	20.7	19.7	17.9	17.9
Redoubt	17.5	16.0	16.0	16.0	16.0	17.0	388	365	374	372	373	367	22.5	22.8	23.4	23.3	21.8	21.6	22.2	22.8	23.4	23.3	21.6	21.6
Seward Elementary	12.0	11.0	12.0	12.0	12.0	12.0	272	265	258	277	269	275	22.7	24.1	21.5	23.1	22.4	22.9	22.7	24.1	21.5	23.1	22.9	22.9
Soldotna Elementary	11.0	10.0	11.0	11.0	11.0	12.0	245	239	257	243	241	261	22.3	23.8	23.4	22.1	21.7	21.2	22.3	23.9	23.4	22.1	21.2	21.8
Sterling	8.0	8.0	9.0	8.0	8.0	10.0	180	169	158	133	158	159	22.5	21.1	17.6	16.6	19.6	15.9	22.5	21.1	17.6	16.6	15.9	15.9
Tustumena	7.0	7.0	8.0	8.0	9.0	9.0	171	157	154	153	151	159	24.4	22.4	19.3	19.1	16.8	17.7	24.4	22.4	19.3	19.1	17.7	17.7
West Homer	10.0	10.0	11.0	11.0	11.0	9.0	226	244	257	237	240	221	22.3	24.4	23.4	21.5	20.0	21.3	22.6	24.4	23.4	21.5	24.6	24.6

KPBSD Annual Class Size Enrollment Report																									Cert. FTE*						
SCHOOL		Cert. FTE					Enrollment						Class Size Average							P/T Ratio											
Small Schools	06-07	07/08	08/09	09/10	10/11	11/12	06-07	07/08	08/09	09/10	10/11	11/12	06-07	07/08	08/09	09/10	10/11	11/12	06-07	07/08	08/09	09/10	10/11	11/12							
Cooper Landing	1.0	1.0	1.0	1.0	1.0	1.0	11	12	11	6	10	10	11.0	12.0	11.0	6.0	10.0	3.7	11.0	12.0	11.0	6.0	10.0	10.0							
Hope	1.0	1.0	1.0	1.0	1.0	1.0	15	15	11	15	13	12	15.0	15.0	11.0	15.0	13.0	2.9	15.0	15.0	11.0	15.0	12.0	12.0							
Kachemak Selo	5.0	5.0	5.5	5.5	5.5	6.0	88	86	83	84	83	75	17.2	18.0	17.3	18.2	15.6	14.2	17.6	17.2	15.1	15.3	12.5	12.5							
Moose Pass	2.0	2.0	2.0	1.5	1.0	2.0	29	29	29	15	16	18	14.5	14.5	14.5	7.5	16.0	3.5	14.5	14.5	14.5	10.0	9.0	9.0							
Nanwalek	3.5	3.0	4.5	4.0	5.5	6.3	65	61	67	69	80	79	18.0	20.3	14.7	13.6	12.5	9.8	18.6	20.3	14.9	17.3	12.6	12.6							
Pt. Graham	1.0	2.5	2.0	1.5	2.0	2.0	20	26	20	15	20	22	9.3	10.1	6.3	6.3	4.5	5.0	20.0	10.4	10.0	10.0	11.0	11.0							
Razdolna	2.0	2.0	3.5	1.5	4.0	5.0	36	37	49	38	63	63	12.7	12.3	14.9	19.0	16.9	10.6	18.0	18.5	14.0	25.3	12.6	12.6							
S.B. English	4.6	3.5	4.8	4.1	4.0	4.0	66	64	63	45	51	42	12.2	15.9	9.9	8.1	10.7	9.1	14.3	18.3	13.3	11.0	10.5	10.5							
Tebughna	3.5	3.5	3.0	3.5	3.5	3.5	45	32	36	30	34	38	11.5	7.5	8.6	6.1	11.4	12.9	12.9	9.1	12.0	8.6	10.9	10.9							
Small Schools																															
Nikolaevsk	4.6	3.0	4.5	5.0	5.0	4.5	60	58	74	73	70	70	13.7	15.0	15.2	12.7	13.2	13.7	13.0	19.3	16.4	14.6	15.6	15.6							
Ninilchik	9.8	10.0	10.5	10.0	11.0	10.5	157	162	168	167	183	168	15.0	18.8	17.9	16.8	19.0	18.0	16.1	16.2	16.0	16.7	16.0	16.0							
Voznesenka	8.5	7.0	7.0	8.0	6.5	7.0	125	118	118	97	98	106	15.7	17.4	14.9	12.2	16.0	17.0	14.7	16.9	16.9	12.1	15.1	15.1							
Charter Schools																															
Aurora Borealis	10.0	10.0	10.0	10.5	12.5	10.8	178	180	184	182	184	194	15.9	16.0	18.4	17.2	17.2	19.6	17.8	18.0	18.4	17.3	19.6	18.0							
Fireweed	4.0	4.0	4.0	4.0	6.0	6.3	66	76	73	74	116	130	16.5	19.0	18.3	18.5	19.3	18.6	16.5	19.0	18.3	18.5	18.6	20.8							
Kaleidoscope	7.0	9.0	10.0	11.0	11.0	11.0	161	196	233	248	246	246	22.7	21.8	23.3	22.5	22.4	22.5	23.0	21.8	23.3	22.5	22.5	22.4							
Soldotna Montessori	7.0	7.0	7.0	7.0	7.0		161	160	161	159	162		23.0	22.9	23.0	22.7	23.0		23.0	22.9	23.0	22.7	23.4								
Other																															
Homer Flex	3.0	3.0	3.0	3.0	2.5	2.5	37	31	38	36	26	33	10.8	9.7	11.1	8.1	9.0	9.5	12.3	10.3	12.7	12.0	13.2	13.2							
Kenai Alternative	5.0	5.0	4.5	5.0	5.5	4.5	86	88	100	81	83	71	17.6	19.3	21.4	14.4	15.6	13.3	17.2	17.6	22.2	16.2	15.8	15.8							
River City	^	2.0	2.0	2.5	3.5	3.0	^	32.0	36	57	65	73	^	14.5	16.4	18.1	16.5	17.2	^	16.0	18.0	22.8	24.3	24.3							
Spring Creek	3.5	3.0	3.0	3.0	3.0	3.0	36	33	27	20	17	11	12.0	11.0	9.0	6.7	5.7	3.3	14.7	16.9	16.9	12.1	15.1	3.7							

* FTE = Full Time Equivalent

Class Size Average = sum of the # of students enrolled in classes divided by the # of classes

Pupil/Teacher Ratio (PTR) = total of school enrollment divided by the FTE

^Not open this year

KPBSD Annual Class Size Enrollment Report - 2011/12			BY
GEOGRAPHICAL AREA			
AREA	Cert. FTE*	Enrollment	Pupil/Teacher Ratio
Homer Area Schools			
Chapman	6.5	101	15.5
Homer HS	20.0	395	19.8
Homer Middle	11.0	190	17.3
McNeil Canyon	7.5	126	16.8
Paul Banks	9.0	161	17.9
West Homer Elementary	9.0	221	24.6
TOTAL	63.0	1,194	19.0
Kenai Area Schools			
Kenai Central	26.5	525	19.8
Kenai Middle	19.5	357	18.3
Mt. View	20.0	440	22.0
TOTAL	66.0	1,322	20.0
Nikiski Area Schools			
Nikiski North Star El	16.0	345	21.6
Nikiski Middle	10.2	224	22.0
Nikiski High	12.8	230	17.9
TOTAL	39.0	799	20.5
Seward Area Schools			
Seward Elementary	12.0	275	22.9
Seward High	8.6	176	20.5
Seward Middle	4.8	80	16.7
TOTAL	25.4	531	20.9
Soldotna Schools			
Redoubt	17.0	367	21.6
Soldotna Elementary	12.0	261	21.8
Soldotna High	25.0	499	20.0
Soldotna Middle	20.0	400	20.0
TOTAL	74.0	1,527	20.6
Soldotna Area Schools			
K-Beach	19.0	397	20.9
Skyview	17.6	364	20.7
Sterling	10.0	159	15.9
Tustumena	9.0	159	17.7
TOTAL	55.6	1,079	19.4

* FTE = Full Time Equivalent

KPBSD <u>Districtwide</u> Annual Class Size Enrollment Report SY 2011/12						
	Number of Sections					
SCHOOL	1-9	10-14	15-19	20-24	25-29	30+
Aurora Borealis	0	6	6	7	0	2
Chapman	0	0	9	3	0	0
Cooper Landing	3	0	0	0	0	0
Fireweed Academy	0	0	5	2	0	0
Homer Flex	8	9	2	0	0	0
Homer High	3	12	22	28	30	4
Homer Middle	0	3	30	17	1	3
Hope	10	0	0	0	0	0
Kachemak Selo	2	5	7	3	0	0
Kaleidoscope	0	0	1	10	0	0
K-Beach	0	0	8	11	0	0
Kenai Alternative	5	9	4	0	0	1
Kenai Central	4	17	31	48	48	11
Kenai Middle	7	21	34	39	12	10
McNeil Canyon	0	0	7	0	0	0
Moose Pass	8	0	0	0	0	0
Mt. View	0	0	4	13	3	0
Nanwalek	11	12	4	0	0	0
Nikiski High	6	15	20	21	11	0
Nikiski Middle	6	9	8	15	11	0
Nikiski North Star	0	0	4	11	1	0
Nikolaevsk	5	6	3	2	2	0
Ninilchik	1	10	10	3	4	2
Paul Banks	0	0	6	3	0	0
Port Graham	10	1	0	0	0	0
Razdolna	9	1	4	0	0	0
Redoubt	0	0	7	6	4	0
River City	1	1	12	11	0	0
Seward Elementary	0	0	0	9	3	0
Seward High	9	2	11	11	9	2
Seward Middle	2	3	10	13	0	1
Skyview	5	14	10	20	20	17
Soldotna Elementary	0	0	1	10	1	0
Soldotna High	5	5	31	40	34	7
Soldotna Middle	0	21	17	37	36	11
Soldotna Montessori	0	0	0	7	0	0
Spring Creek	12	0	0	0	0	0
Sterling Elementary	0	3	7	0	0	0
Susan B. English	10	1	4	0	0	0
Tebughna	3	3	4	0	0	0
Tustumena	0	1	5	3	0	0
Voznesenka	1	5	7	8	0	0
West Homer	0	0	2	5	3	0
TOTAL	146	195	357	416	233	71

KPBSD Districtwide Annual Class Size Enrollment Report (2011/12) BY SCHOOL TYPE						
	Number of Sections					
SCHOOL	1-9	10-14	15-19	20-24	25-29	30+
Elementary Schools						
Chapman	0	0	9	3	0	0
K-Beach	0	0	8	11	0	0
Kaleidoscope	0	0	1	10	0	0
McNeil Canyon	0	0	7	0	0	0
Mt. View	0	0	4	13	3	0
Nikiski North Star	0	0	4	11	1	0
Paul Banks	0	0	6	3	0	0
Redoubt	0	0	7	6	4	0
Seward Elementary	0	0	0	9	3	0
Soldotna Elementary	0	0	1	10	1	0
Soldotna Montessori	0	0	0	7	0	0
Sterling Elementary	0	3	7	0	0	0
Tustumena	0	1	5	3	0	0
West Homer	0	0	2	5	3	0
TOTAL	0	4	61	91	15	
Middle Schools						
Homer Middle	0	3	30	17	1	3
Kenai Middle	7	21	34	39	12	10
Nikiski Middle	6	9	8	15	11	0
Seward Middle	2	3	10	13	0	1
Soldotna Middle	0	21	17	37	36	11
TOTAL	15	57	99	121	60	25
High School						
Homer Flex	8	9	2	0	0	0
Homer High	3	12	22	28	30	4
Kenai Alternative	5	9	4	0	0	1
Kenai Central High	4	17	31	48	48	11
Nikiski High	6	15	20	21	11	0
Seward High	9	2	11	11	9	2
Skyview	5	14	10	20	20	17
Soldotna High	5	5	31	40	34	7
TOTAL	45	83	131	168	152	42
Other Schools						
Aurora Borealis	0	6	6	7	0	2
Cooper Landing	3	0	0	0	0	0
Fireweed Academy	0	0	5	2	0	0
Hope	10	0	0	0	0	0
Kachemak Selo	2	5	7	3	0	0
Moose Pass	8	0	0	0	0	0
Nanwalek	11	12	4	0	0	0
Nikolaevsk	5	6	3	2	2	0
Ninilchik	1	10	10	3	4	2
River City	1	1	12	11	0	0
Port Graham	10	1	0	0	0	0
Razdolna	9	1	4	0	0	0
Spring Creek	12	0	0	0	0	0
Susan B. English	10	1	4	0	0	0
Tebughna	3	3	4	0	0	0
Voznesenka	1	5	7	8	0	0
TOTAL	86	51	66	36	6	

KPBSD Districtwide Average Annual Class Size for Core Classes				
SCHOOL	Language Arts	Math	Science	Social Studies
Middle Schools				
Homer Middle	18.90	18.80	19.10	17.70
Kenai Middle	19.43	17.37	22.31	21.21
Nikiski Middle	16.00	16.60	20.70	23.00
Seward Middle	20.00	19.50	19.50	19.50
Soldotna Middle	20.13	20.75	23.40	23.47
Average	18.89	18.60	21.00	20.98
High School				
Homer Flex	11.00	11.50	11.50	8.25
Homer High	23.06	22.63	21.75	21.60
Kenai Alternative	10.80	13.50	10.00	11.75
Kenai Central High	22.00	19.76	24.07	23.60
Nikiski High	18.80	15.90	19.30	21.10
Seward High	19.86	18.86	21.71	20.33
Skyview	25.50	21.80	23.50	28.00
Soldotna High	23.78	21.35	21.95	23.93
Average	19.35	18.16	19.22	19.82
Other Schools				
Aurora Borealis	15.50	15.50	15.50	15.50
Kachemak Selo	17.50	7.75	15.50	21.00
Nanwalek	9.28	6.60	8.00	10.67
Nikolaevsk	17.67	12.33	12.00	9.00
Ninilchik	21.50	14.80	18.50	20.00
Average	16.29	11.40	13.90	15.23

KPBSD Districtwide Advanced Placement NUMBER OF CLASSES BY SCHOOL				
	Number of Sections			
SCHOOL	Language Arts	Math	Science	Social Studies
High School				
Homer High	1	1	2	2
Kenai Central High	1	1		1
Nikiski High	1	1		
Seward High		1		
Soldotna High	1	1	1	1
Total	4	5	3	4

KPBSD Districtwide Advanced Placement BY STUDENT COUNT				
SCHOOL	Language Arts	Math	Science	Social Studies
High School				
Homer High	27	24	32	46
Kenai Central High	21	14		17
Nikiski High	21	7		
Seward High		9		
Soldotna High	22	9	18	38
Total	91	63	50	101

KPBSD <u>Districtwide</u> Non Traditional Education				
	Number of Students			
SCHOOL				
Distance Delivered	690.00			
Connections	880.00			
Total	1570.00			

School/Class Enrollment Count as of October 3, 2011

	Employee Name	FTE	Position/Grade
Administration	Larry Nauta	0.49	Principal
TOTAL		0.49	
General Ed			
Certified	Anderson, Scott	1.00	Lang Arts, Soc Studies
	Ball, Julie	1.00	Kindergarten
	Boonstra, Todd	1.00	Foreign Language
	Drury, Don	1.00	3rd Grade
	Harding, Heidi	1.00	1st Grade
	Palm, Eugene	1.00	6th Grade
	Phillips, Suzanne	1.00	Langarts, Math, Science
	Pleshe- Uponen, Lori	1.00	2nd Grade
	Riddall, Jennifer	1.00	5th Grade
	Severson, William	1.00	4th Grade
	Uponen, J.D.	0.51	Art
	Burns, Pamela	0.25	PE
TOTAL		10.76	
Specialists			
Certified	Uponen, J.D.	0.49	Music
<i>i.e., counselor, athletic director, librarian (pe & music for elementary schools only)</i>	Burns, Pamela	0.50	PE
<i>DO NOT include Title I, Migrant, etc.</i>			
TOTAL		0.99	
GRAND TOTAL		12.24	

[illegible]

Total Enrollment	194
<i>(Unduplicated Count)</i>	

<i>(Office Use Only)</i>	
Class Size Average	19.6
Pupil/Teacher Ratio	18.0

Number of Sections <i>(office use only)</i>			
1-9	0	20-24	7
10-14	6	25-29	0
15-19	6	30 +	2

Average Class Size	
Language Arts	15.5
Math	15.5
Science	15.5
Social Studies	15.5

School/Class Enrollment Count as of October 13, 2011

240020

11

School/Class Enrollment Count as of October 13, 2011

	Employee Name	FTE	Position/Grade
Administration	Ermold, Christine	0.20	Regional Administrator
TOTAL		0.20	
General Ed			
Certified	Gossard, Thomas	1.00	EI, PE, Trades
TOTAL		1.00	
Specialists			
Certified <i>i.e., counselor, athletic director, librarian (pe & music for elementary schools only)</i>	Neisinger, Erin	0.07	Counselor
Distance Delivery	High school student is taught via distance ed		
<i>DO NOT include Title I, Migrant, etc.</i>			
TOTAL		0.07	
GRAND TOTAL		1.27	

[illegible]

Total Enrollment
(Unduplicated Count)

<i>(Office Use Only)</i>	
Class Size Average	3.7
Pupil/Teacher Ratio	10.0

Number of Sections <i>(office use only)</i>			
1-9	3	20-24	0
10-14	0	25-29	0
15-19	0	30 +	0

Kenai Peninsula Borough School District

School/Class Enrollment Count as of October 3, 2011

School name **Non-Traditional Education**

Administration	Employee Name	FTE	Position/Grade		
	Young, Lee	1.0	Principal, Connections		
TOTAL		1.00		ENROLLMENT #'s	
General Ed Certified	Distance Ed				Various
	Bohrnsen, Dan				8
	Cothran, Steve *				114
	Evins, Gabe *				117
	Hartman, Barry				4
	Hurst, Denyse *				86
	Jones, Darren				113
	Kane, Patricia *				98
	Meriggi, Emanuiella *				73
	Shively, Robert *				77
TOTAL					690
	Connections				
	Beck, Laura				43
	Denevan-Yoter, Elena				101
	Derks, Justin				81
	Dutcher, Wendy				107
	Furlong, Shelli				117
	Justis, Riley				73
	Kleine, Nancy				108
	Payne, Reubin				74
	Szajkowski, Janet				102
	Wackler, Mark				74
TOTAL					880

* Denotes full-time instructors associated with Distance Education

School/Class Enrollment Count as of October 13, 2011

School name	FIREWEED ACADEMY #68	249030
-------------	----------------------	--------

Administration	Employee Name	FTE	Position/Grade	ENROLLMENT #'s (full time students)											
TOTAL		0.00													
General Ed	Certified			Elementary Students Enrolled	Middle/High Students Enrolled per period										
					1st	2nd	3rd	4th	5th	6th	7th				
					18										
					18										
					17										
					21										
					21										
					18										
					17										
					TOTAL		6.25		130	0	0	0	0	0	0
					Specialists				Total Enrollment 130 (Unduplicated Count)						
Certified				(Office Use Only) Class Size Average 18.6 Pupil/Teacher Ratio 20.8											
Distance Delivery				Number of Sections (office use only)											
	1-9	0	20-24	2											
	10-14	0	25-29	0											
	15-19	5	30 +	0											
DO NOT include Title I, Migrant, etc.															
TOTAL		0.00													
GRAND TOTAL		6.25													

School/Class Enrollment Count as of October 3, 2011

247020

<i>(Office Use Only)</i>	
Class Size Average	9.5
Pupil/Teacher Ratio	13.2

Number of Sections <i>(office use only)</i>		
1-9	8	20-24
10-14	9	25-29
15-19	2	30 +

Average Class Size	
Language Arts	11
Math	11.5
Science	11.5
Social Studies	8.25

Kenai Peninsula Borough School District

School/Class Enrollment Count as of October 3, 2011

School name HOMER HIGH 06 240080

	Employee Name	FTE	Position/Grade	ENROLLMENT #s (full time students)								
Administration	Gee, Dennis	1.00	Principal	Elementary Students Enrolled	Middle/High Students Enrolled per period							
	Waclawski, Doug	1.00	Ass't Principal		0	1st	2nd	3rd	4th	5th	6th	
TOTAL		2.00										
General Ed	Certified											
		Akers, Scott	1.00	Math			19	24	30	28		22
		Borland, Michelle	1.00	LangArts			25	19	31	26		15
		Campbell, Sean	1.00	LangArts, Journalism			23	27	29		12	27
		Casseri, Mark	1.00	Math			26	14	28	22	13	
		Christianson, Amy	0.75	Band, Science								30
		Fisher, Ann	1.00	Cmptr Aps, Soc Studies		13	22					
		Janetta, Maygen	1.00	Art			24	28	22	26	21	
								18	16	19	25	23
		Lowe, Vicki	1.00	Science				25	17	14	22	25
		Newton, Pam	0.50	Math, Yearbook				9	22			16
		Perk, Chris	1.00	Health, PE				19	23	24	26	23
		Pitzman, Gordon	1.00	Spanish				16	11		29	28
		Putney, Mark	1.00	LangArts, SocStudies				23		17	29	17
		Roberts, Frances	1.00	Math, Trades				27		24	28	26
		Robinson, Mark	0.75	Choir								8
		Spence-Chorman, D	1.00	Soc Studies		20	27					67
		Stineff, Matthew	1.00	Science				21	26		24	25
		Thompson, Sharon	1.00	Science					21	21	18	24
		Todd, Mickey	1.00	PE, Trades				28	25	20	24	24
		Webb, Esther	1.00	Lang Arts				14	13		21	29
		Welch, Dennis	1.00	Lang Arts, PE, SocStud				19	26	28	28	
Wyatt, Camron	1.00	Trades				14	16	26		17		
TOTAL		20.00					8	18	18		21	11
Specialists Certified	i.e., counselor, athletic director, librarian (pe & music for elementary schools only)			0	33	364	356	351	362	327	360	
		Hampson, Linda	1.00	Counselor	Total Enrollment 395							
Distance Delivery	Akers, Connie	0.50	Library	(Unduplicated Count)								
	Story, Paul	0.75	Counselor	(Office Use Only)								
	Newton, Pam	0.50	Athletic Director	Class Size Average 21.7								
				Pupil/Teacher Ratio 19.8								
				Number of Sections (office use only)								
				1-9	3	20-24				28		
				10-14	12	25-29				30		
				15-19	22	30 +				4		
				Average Class Size								
				Language Arts				23.06				
				Math				22.63				
				Science				21.75				
				Social Studies				21.6				
DO NOT include Title I, Migrant, etc.												
TOTAL		2.75										
GRAND TOTAL		21.75										

School/Class Enrollment Count as of October 3, 2011

240320

17

School/Class Enrollment Count as of October 3, 2011

240010

Average Class Size	
Language Arts	3
Math	1
Science	2
Social Studies	2.5

School/Class Enrollment Count as of October 3, 2011

249050

(Office Use Only)	
Class Size Average	22.5
Pupil/Teacher Ratio	22.4

Number of Sections <i>(office use only)</i>			
1-9	0	20-24	10
10-14	0	25-29	0
15-19	1	30 +	0

Kenai Peninsula Borough School District

School/Class Enrollment Count as of October 3, 2011

School name **K-BEACH #48**

	Employee Name	FTE	Position/Grade								
Administration	Linton, Melissa	1.00	Principal								
	Dowd, Jennifer	1.00	Asst. Principal								
TOTAL		2.00		ENROLLMENT #'s (full time students)							
General Ed				Elementary Students Enrolled	Middle/High Students Enrolled per period						
					1st	2nd	3rd	4th	5th	6th	7th
Certified	Balise, Kelly	1.00	1st Grade	18							
	Bates, Kimberly	1.00	3rd & 4th Grade	23							
	Cook, John	1.00	2nd Grade	23							
	Daniels, Jason	1.00	4th Grade	24							
	Elmore, Teresa	1.00	6th Grade	18							
	Felchle, Kristi	1.00	1st Grade	19							
	Haywood, Patricia	1.00	6th Grade	19							
	Kaufman, April	1.00	Kindergarten	17							
	Klaben, Suzanne	1.00	5th Grade	23							
	Krieger, Tina	1.00	Kindergarten	15							
	Larson-Sweeney, Gloria	1.00	1st Grade	20							
	Marcou, Darcy	1.00	4th Grade	24							
	McCoy, Paula	1.00	2nd Grade	24							
	Pazar, Joseph	1.00	6th Grade	19							
	Renken, Lisa	1.00	2nd & 3rd Grade	24							
	Rolph, Lisa	1.00	5th Grade	22							
	Salzetti, Theresa	1.00	Kindergarten	17							
	Starr, Margee	1.00	5th Grade	20							
	Vedders, Bill	1.00	3rd Grade	24							
TOTAL		19.00		393	0	0	0	0	0	0	0
Specialists Certified				Total Enrollment 397							
				(Unduplicated Count)							
i.e., counselor, athletic director, librarian (pe & music for elementary schools only)	Romat, Cheryl	1.0	Intervention								
	Bagley, Gretchen	1.00	PE								
	Butler, Shana	0.50	Library								
	Houglum, Tom	1.00	Music								
Distance Delivery											
				<div> <div>(Office Use Only)</div> <div>Class Size Average 20.7</div> <div>Pupil/Teacher Ratio 20.9</div> </div>							
DO NOT include Title I, Migrant, etc.											
TOTAL		3.50									
GRAND TOTAL		24.50									
				<div> <div>Number of Sections (office use only)</div> <div>1-9 0 20-24 11</div> <div>10-14 0 25-29 0</div> <div>15-19 8 30 + 0</div> </div>							

School/Class Enrollment Count as of October 3, 2011

School name	KACHEMAK-SELO #56	240420
-------------	-------------------	--------

<i>(Office Use Only)</i>		
Class Size Average	14.2	
Pupil/Teacher Ratio	12.5	

Number of Sections <i>(office use only)</i>		
1-9	2	20-24
10-14	5	25-29
15-19	7	30 +

Average Class Size	
Language Arts	17.5
Math	7.75
Science	15.5
Social Studies	21

School/Class Enrollment Count as of October 3, 2011

247030

<i>(Office Use Only)</i>	
Class Size Average	13.3
Pupil/Teacher Ratio	15.8

Number of Sections <i>(office use only)</i>			
1-9	5	20-24	0
10-14	9	25-29	0
15-19	4	30 +	1

Average Class Size	
Language Arts	10.8
Math	13.5
Science	10
Social Sciences	11.75

School/Class Enrollment Count as of October 3, 2011

	Employee Name	FTE	Position/Grade
Administration	Dosko, Vaughn	1.00	
	Beck, Dan	1.00	
TOTAL		2.00	
General Ed			
	Bressler, Luanne	1.00	SocStud, LangArts
	Bird, Rosemary	1.00	Choir, HomEc, BusEd
	Dixon, Jean	1.00	Read 180
	Felchle, Ken	1.00	SocStud, PE
	Fischer, Dave	1.00	Math, Science
	Fischer, Steve	1.00	Trades
	Gilman, Margaret	1.00	Arts, LangArts
	Hollingsworth, Vicki	1.00	SocStud, LangArts
	Horbacz, Jonathan	1.00	Math
	Horbacz, Rochelle	1.00	Science
	O'Neill, Megan	1.00	Math, Stud Leadership
	Romberg, Cyndy	0.50	LangArts, ForLang, Explorations
	Roser, Ken	1.00	PE
	Sandahl, Tim	1.00	LangArts, BusEd
	Schramek, Lisa	1.00	BusEd, Art, LangArts
	Sounart, Deborah	0.50	Band
	Steward, Toni	1.00	Math, Science, LangArts
	Summer, Robert	1.00	PE, SocStud,
	Verkuilen, Dan	1.00	Science
Wisniewski, Lacey	0.50	Math, Life Skills	
Zorbas, Cathy	1.00	PE	
TOTAL		19.50	
Specialists Certified			
i.e., counselor, athletic director, librarian (pe & music for elementary schools only)	Barkman, Karla	0.50	Library
	Manuel, Mark	1.00	Counseling
Distance Delivery			
DO NOT include Title I, Mirant, etc.			
TOTAL		1.50	
GRAND TOTAL		23.00	

ENROLLMENT #'s (full time students)								
Middle/High Students Enrolled per period								
1st	2nd	3rd	4th	5th	6th	7th	8th	9th
18	22	23	23		19	21		
19	43	56	18				19	13
6	6	7	8		10	10	10	
21	17		9	26			24	27
23	23	24	19				24	16
11	15	10	13	15			14	
16		14	24	20			16	23
17	18	23	23		20	21		18
13		15	10	24			12	19
25		19	17	26			26	27
16	16	15		17			26	24
19	18	18	21	15	11			
33	35	27	30				15	24
24	18		14	20			24	23
13	20	24		10	12	17		11
				34			27	24
21	23	23	21		13	16	6	
	7	11	27	18			21	24
	27	11	21	21			20	24
							17	17
							26	24
326	343	356	334	246	85	85	327	338

Total Enrollment	357
------------------	-----

(Unduplicated Count)

<i>(Office Use Only)</i>	
Class Size Average	19.8
Pupil/Teacher Ratio	18.3

Number of Sections (office use only)			
1-9	7	20-24	3
10-14	21	25-29	1
15-19	34	30 +	1

Average Class Size	
Language Arts	19.43
Math	17.37
Science	22.37
Social Sciences	21.25

Kenai Peninsula Borough School District

School/Class Enrollment Count as of October 3, 2011

School name **KENAI CENTRAL #07**

240090

	Employee Name	FTE	Position/Grade
Administration	Fields, Alan	1.00	Principal
	Beeson, James	1.00	Asst Principal
TOTAL		2.00	
General Ed			
	Certified		
	Armstrong, Douglas	1.00	Science,
	Baker, Jeff	1.00	PE, Reading
	Bergholtz, Christine	1.00	Science, LangArts
	Boyle, Michael	0.20	Trades
	Carr, Justin	1.00	LangArts, SocStud., Reading
	Christensen, Krista	1.00	LangArts
	Davis, Kristin	1.00	Science, Reading
	Frederic, Rick	1.00	Science, Reading
	Henderson, Renee	1.00	Music
	Herring, Kathleen	1.00	Math, Reading
	Johnson, Cheryl	1.00	French, LangArts, Reading
	Kennedy, John	1.00	Math, Reading
	Kiel, Nate	1.00	SocStud, Reading
	Marquez, John	1.00	PE, Reading
	McCollough, Meredith	1.00	LangArts, Reading
	McKay, Margo	1.00	SocStud, Reading
	Morckel, Melissa	1.00	Math, Reading
	Morton, John	1.00	Art, reading
	Nabholz, Susan	1.00	LangArts
	Nyquist, Brad	1.00	Math, Reading
	Peek, Scott	1.00	LangArts, Math, BusEd
	Rustad, Stacia	0.60	Health, Reading
	Schoessler, Steve	0.20	Trades
	Sievert, Laura	1.00	Spanish, Reading
	Sims, Emily	1.00	HomeEc, Reading
	Sounart, Deborah	0.50	Music, Reading
	Trujillo, Joseph	1.00	Spanish, Reading, Math
	Wagoner, Dawn	1.00	LangArts, Art
	Zorbas, Greg	1.00	SocStud, Reading
TOTAL		26.50	
Specialists Certified	Barkman, Karla	0.50	Library
	Fourtner	1.00	Counselor
	Lawyer, Patty	1.00	Counselor
	Rustad, Stacia	0.40	Athletic Director
<i>i.e., counselor, athletic director, librarian (pe & music for elementary schools only)</i>			
Distance Delivery			
DO NOT include Title I, Migrant, etc.			
TOTAL		2.90	
GRAND TOTAL		31.40	

ENROLLMENT #'s (full time students)

Middle/High Students Enrolled per period

0	1st	2nd	3rd	4th	5th	6th	7th
	31			25	24	24	26
	19			11	26	12	20
	27			20	12	22	27
	20	17	17	1	4	20	
	29	30	24	26	28		
	26			29	21	17	20
	24			21	25	28	25
	27	23	24	27	19	22	
	45			40	10	23	7
	25	26	26	17		14	20
	24	25	25	24		22	29
	13	19	19		28		
		23	23	28	17	26	15
	16	13	13	24	23		20
	18	25	25		25	28	20
		32	33	26	29	24	22
		25	25	25	24	10	17
		17	17	21	26	22	19
	28	25	25	11	23		18
	12	13	13	13	17	19	
		22	22	28	23	25	
		20	21	25	25		
	16	15	16	9	12		19
	33	29	30		28	33	29
		26	27	18	20	25	21
15	13	33	32				
	26	22	22		22	19	19
	18			15	19	14	17
	23	23	24	24		20	20
15	484	502	509	506	509	494	452

Total Enrollment 525

(Unduplicated Count)

(Office Use Only)

Class Size Average 21.8
Pupil/Teacher Ratio 19.8

Number of Sections (office use only)

1-9	4	20-24	48
10-14	17	25-29	48
15-19	31	30 +	11

Average Class Size

Language Arts	22
Math	19.76
Science	24.07
Social Sci.	23.60

5th hr AP English

6th hr is AP

5th hr is AP

School/Class Enrollment Count as of October 3, 2011

	Employee Name	FTE	Position/Grade
Administration	Neill, Randy	0.20	Principal
TOTAL		0.20	
General Ed			
Certified	*Reiter, Elizabeth	1.00	Generalist
TOTAL		1.00	
Specialists Certified			
<i>i.e., counselor, athletic director, librarian (pe & music for elementary schools only)</i>			
Distance Delivery			
<i>DO NOT include Title I, Migrant, etc.</i>			
TOTAL		0.00	
GRAND TOTAL		1.20	

(Unduplicated Count)

Number of Sections <i>(office use only)</i>	
1-9	6
10-14	0
15-19	0
20-24	0
25-29	0
30 +	0

Average Class Size	
Language Arts	25
Math	60
Science	60
Social Sci.	25

School/Class Enrollment Count as of October 3, 2011

240030

<i>(Office Use Only)</i>	
Class Size Average	18.0
Pupil/Teacher Ratio	16.8

Number of Sections (office use only)			
1-9	0	20-24	0
10-14	0	25-29	0
15-19	7	30 +	0

School/Class Enrollment Count as of October 1, 2010

	Employee Name	FTE	Position/Grade
Administration	Bickling, Jason	0.20	Principal/Teacher
TOTAL		0.20	
General Ed			
Certified	Abraham, Kathrine	1.00	Grades K-3
	Clay, Jeffrey	1.00	Grades 4-6, LA, Soc, Sci, M
TOTAL		2.00	
Specialists			
Certified			
<i>i.e., counselor, athletic director, librarian (pe & music for elementary schools only)</i>			
<i>DO NOT include Title I, Migrant, etc.</i>			
TOTAL		0.00	
GRAND TOTAL		2.20	

Total Enrollment	18
<i>(Unduplicated Count)</i>	

<i>(Office Use Only)</i>	
Class Size Average	3.5
Pupil/Teacher Ratio	9.0

Number of Sections <i>(office use only)</i>	
1-9	8
10-14	0
15-19	0
20-24	0
25-29	0
30 +	0

Average Class Size	
Language Arts	25
Math	25
Science	25
Social Sci.	25

School/Class Enrollment Count as of October 3, 2011

240370

<i>(Office Use Only)</i>			
Class Size Average		21.1	
Pupil/Teacher Ratio		22.0	

Number of Sections <i>(office use only)</i>			
1-9	0	20-24	13
10-14	0	25-29	3
15-19	4	30 +	0

School/Class Enrollment Count as of October 3, 2011

240060

<i>(Office Use Only)</i>		
Class Size Average	9.8	
Pupil/Teacher Ratio	12.6	

Number of Sections <i>(office use only)</i>		
1-9	11	20-24
10-14	12	25-29
15-19	4	30 +

Average Class Size	
Language Arts	9.28
Math	6.6
Science	8
Social Sciences	10.67

Kenai Peninsula Borough School District

School/Class Enrollment Count as of October 3, 2011

School name **NIKISKI MIDDLE HIGH #10**

240390

	Employee Name	FTE	Position/Grade
Administration	Carstens, Dan	1.00	Principal
	Bostic, Shane	1.00	Asst Principal
TOTAL		2.00	
Regular Ed			
Certified			
6 - 8 Grade			
Anders, Adam	1.00	PE	
Bjorkman, Jesse	1.00	SocStud, PE	
Boyle, Holly	1.00	LangArts	
Brown, Breta	0.83	Math	
Clark, Geoffrey	0.80	Music, Drama	
Doth, Jacob	1.00	Science	
Durrant, Terry	1.00	Explorations	
Eveland, Jake	0.50	Explorations, Math, RAP	
Hooper, Dylan	0.17	Health	
Kornstad, Vern	0.33	Computer	
Johnson, Paul	0.17	Trades	
Reese, Justine	0.17	Explorations	
Zimmerman, Linda	1.00	Explorations	
Widman, Anna	0.20	Art	
Niemczyk, Laura	1.00	LangArts	
9 - 12 Grade			
Adair, Dan	1.00	Science	
Bird, Bob	1.00	SocStud	
Brown, Breta	0.17	Math	
Clark, Geoffrey	0.20	Music, Drama	
Hooper, Dylan	0.33	Math	
Jenness, Elizabeth C	1.00	Art, LangArts	
Johnson, Paul	0.83	Trades	
Kornstad, Reid	1.00	Math	
Kornstad, Vern	0.67	CompTech, BusEd,	
Morin, Phillip	1.00	Science, Drama	
Reese, Justine	0.83	LangArts, Science, BusEd, Expl.	
Riddal, Theodore	1.00	PE, trades	
Rizzo, Joseph	1.00	LangArts, Drama	
Thompson, William	1.00	Math	
Widman, Anna	0.80	Art	
Zimmerman, Troy	1.00	Spanish, SocStud	
TOTAL		10.17	
TOTAL		12.83	
Specialists Certified			
i.e., counselor, athletic director, librarian (pe & music for elementary schools only)	0.60	Counselor	
	0.50	Athletic Director	
Distance Delivery			
Snow, Christine	1.00	Counselor	
TOTAL		2.10	
GRAND TOTAL		27.10	

ENROLLMENT #'s (full time students)								
Middle/High Students Enrolled per period								
Elem	0	1st	2nd	3rd	4th	5th	6th	7th
		21		25	17	25		
		28	21	13		24	29	24
				12		12	5	10
			21	23		26	23	20
		9		11	28			29
		25	17	24		17	25	16
10								
		9	2	10			6	4
					29			
		10			22			
					17			
							23	
10								
		15			22			
		21	26	20		21	16	17
			16		24	26	22	17
			28	21	20	21	22	
				18				
				4		25		
				13	14			
				11	28	22	21	24
		19	19	12			13	13
			7	19	19	25	17	11
		10	22	13		23	27	
				19	21	16	18	21
			14	14	13		4	
		23	23	7	25		23	26
		7	18	17	17		27	20
		11		19	24	18	7	17
				13		22	21	25
					16	11	20	19
20	0	138	87	113	118	100	127	120
Total Enrollment 224 Middle School Total								

(Unduplicated Count)

(Office Use Only)	Middle School
Class Size Average	18.2
Pupil/Teacher Ratio	22.0

Number of Sections* (office use only)	Middle School
1-9	6
10-14	9
15-19	8
	20-24 15
	25-29 11
	30 + 0

Average Class Size - M/S	
Language Art:	16
Math	16.62
Science	20.66
Social Sci.	23

0	102	229	207	193	200	211	182
Total Enrollment							230 High School Total

(Office Use Only)	High School
Class Size Average	18.1
Pupil/Teacher Ratio	17.9

Number of Sections* (office use only)	High School
1-9	6
10-14	15
15-19	20
	20-24 21
	25-29 11
	30 + 0

Average Class Size - H/S	
Language Art:	18.75
Math	15.93
Science	19.3
Social Sci.	21.14

School/Class Enrollment Count as of October 3, 2011

240170

(Office Use Only)	
Class Size Average	21.4
Pupil/Teacher Ratio	21.6

Number of Sections (office use only)			
1-9	0	20-24	11
10-14	0	25-29	1
15-19	4	30 +	0

School/Class Enrollment Count as of October 3, 2011

240130

Average Class Size	
Language Arts	17.67
Math	12.33
Science	12
Social Sci.	9

School/Class Enrollment Count as of October 3, 2011

240150

<i>(Office Use Only)</i>			
Class Size Average		18.0	
Pupil/Teacher Ratio		16.0	

Number of Sections <i>(office use only)</i>			
1-9	1	20-24	3
10-14	10	25-29	4
15-19	10	30 +	2

Average Class Size	
Language Arts	21.50
Math	14.80
Science	18.50
Social Sci.	20.00

Kenai Peninsula Borough School District

School/Class Enrollment Count as of October 3, 2011

School name **PAUL BANKS #33**

240050

	Employee Name	FTE	Position/Grade								
Administration	Abraham, Benny	1.00	Principal								
TOTAL		1.00		ENROLLMENT #'s (full time students)							
General Ed				Elementary Students Enrolled	Middle/High Students Enrolled per period						
					1st	2nd	3rd	4th	5th	6th	7th
Certified	Greiner, Kari	1.00	2nd Grade	21							
	Gunn, Seanna	1.00	Kindergarten	16							
	Marion, Dina	1.00	1st Grade	16							
	Martin, Laurie	1.00	2nd Grade	21							
	McLean, Jeri	1.00	Kindergarten	16							
	Olson, Jennifer	1.00	2nd Grade	20							
	Reinhart, Jennifer	1.00	Kindergarten	17							
	Todd, Wendy	1.00	1st Grade	17							
	Young, Brandon	1.00	1st Grade	17							
TOTAL		9.00		161	0	0	0	0	0	0	0
				Total Enrollment 161							
				<i>(Unduplicated Count)</i>							
Specialists	Moore, Tina	0.5	Music								
Certified	Syth, Kari	0.50	PE								
<i>i.e., counselor, athletic director, librarian (pe & music for elementary schools only)</i>	Boone, Rebecca	1.00	Gr K-2 Intervention								
<i>DO NOT include Title I, Migrant, etc.</i>											
TOTAL		2.00									
GRAND TOTAL		12.00									

(Office Use Only)
Class Size Average 17.9
Pupil/Teacher Ratio 17.9

Number of Sections *(office use only)*
1-9 **0** 20-24 **3**
10-14 **0** 25-29 **0**
15-19 **6** 30 + **0**

Kenai Peninsula Borough School District

School/Class Enrollment Count as of October 3, 2011

School name **PORT GRAHAM #40**

240180

Administration	Employee Name	FTE	Position/Grade	ENROLLMENT #'s (full time students)							
TOTAL		0.50		Elementary Students Enrolled	Middle/High Students Enrolled per period						
General Ed	Certified				1st	2nd	3rd	4th	5th	6th	7th
						2	6		6		
							3			5	6
					8	3		3		3	
				10							
TOTAL		2.00		10	8	5	9	3	6	8	6
Specialists Certified	Neisinger, Erin	0.2	Counselor	Total Enrollment 22							
<i>i.e., counselor, athletic director, librarian (pe & music for elementary schools only)</i>				<i>(Unduplicated Count)</i>							
Distance Delivery											
<i>DO NOT include Title I, Migrant, etc.</i>											
TOTAL		0.20									
GRAND TOTAL		2.70									

(Office Use Only)

Class Size Average 5.0

Pupil/Teacher Ratio 11.0

Number of Sections (office use only)

1-9 10 20-24 0

10-14 1 25-29 0

15-19 0 30 + 0

School/Class Enrollment Count as of October 3, 2011

240070

Number of Sections <i>(office use only)</i>			
1-9	9	20-24	0
10-14	1	25-29	0
15-19	4	30 +	0

Kenai Peninsula Borough School District

School/Class Enrollment Count as of October 3, 2011

School name **REDOUBT #46**

240310

	Employee Name	FTE	Position/Grade												
Administration	Pothast, John	1.00	Principal												
TOTAL		1.00		ENROLLMENT #'s (full time students)											
General Ed	Certified			Elementary Students Enrolled	Middle/High Students Enrolled per period										
					1st	2nd	3rd	4th	5th	6th	7th				
				24											
				19											
				24											
				19											
				20											
				18											
				19											
				25											
				25											
				19											
				26											
				19											
				26											
				20											
				18											
				23											
				23											
				TOTAL		17.00		367	0	0	0	0	0	0	0
								Total Enrollment		367					
								(Unduplicated Count)							
Specialists Certified	Baldwin, Bobbie	0.50	Library												
i.e., counselor, athletic director, librarian (pe & music for elementary schools only)	Biggs, Sue	1.00	Music												
	Hassamer, Ranada	1.00	Interventionist												
	Withrow, William	1.00	PE												
Distance Delivery															
</															

School/Class Enrollment Count as of October 3, 2011

247060

<i>(Office Use Only)</i>	
Class Size Average	17.2
Pupil/Teacher Ratio	24.3

Number of Sections <i>(office use only)</i>			
1-9	1	20-24	11
10-14	1	25-29	0
15-19	12	30 +	0

School/Class Enrollment Count as of October 3, 2011

240190

Number of Sections <i>(office use only)</i>			
1-9	0	20-24	9
10-14	0	25-29	3
15-19	0	30 +	0

School/Class Enrollment Count as of October 3, 2011

240200

2nd hr is AP

School/Class Enrollment Count as of October 3, 2011

240500

<i>(Office Use Only)</i>		
Class Size Average	18.6	
Pupil/Teacher Ratio	16.7	

Number of Sections <i>(office use only)</i>		
1-9	2	20-24
10-14	3	25-29
15-19	10	30 +

Average Class Size	
Language Arts	20
Math	19.5
Science	19.5
Social Sci.	19.5

Kenai Peninsula Borough School District

School/Class Enrollment Count as of October 3, 2011

School name SKYVIEW #05

240410

	Employee Name	FTE	Position/Grade
Administration	Neill, Randall	0.80	Principal
	Schmidt, Curtis	1.00	Asst Principal
TOTAL		1.80	
General Ed			
Certified	Brown, Angela	1.00	Math
	Calvert, Cary	1.00	WorkBased, Math
	Carlson, William	0.50	Trades (JOBS BILL)
	Carson, Rob	1.00	Science, BusEd
	Gordon, Matt	0.50	Trades (CONSTRUCTION JOBS BILL)
	Guillemin, Maryvonne	1.00	Child Dev, Spanish, French
	Hartman, Barry	1.00	Trades
	Jacobson, Deborah	1.00	WorkBased, Science
	Jones, Darren	1.00	Art, BusEd, Trades, Health
	McFall, Kyle	1.00	LangArts
	Peterson, Kent	1.00	Music, PE
	Pomerleau, Eric	0.60	PE
	Raemaeker, Linda	1.00	SocStud
	Settlemeyer, Jesse	1.00	LangArts, WorkBased
	Sparks, Randall	1.00	Math
	Sparks, Robert	1.00	SocStud
	Taylor, Rene	1.00	Art, LangArts
	Weeks, Rene	1.00	Science
	Zopf-Schoessler, Terri	1.00	LangArts, Drama
TOTAL		17.60	
Specialists Certified	Andrews, Wesley	1.0	Counselor
	Pomerleau, Eric	0.4	Athletic Director
	Hamlow, Karen	0.50	Library
	Wertz, Gary	0.50	Counselor
<i>i.e., counselor, athletic director, librarian (pe & music for elementary schools only.)</i>			
Distance Delivery			
<i>DO NOT include Title I, Migrant, etc.</i>			
TOTAL		2.40	
GRAND TOTAL		21.80	

ENROLLMENT #'s (full time students)							
0	Middle/High Students Enrolled per period						
	1st	2nd	3rd	4th	5th	6th	7th
		22		27	14	24	21
	30	21		33	38	18	
					13	14	21
1	20	34				21	27
	12	17					
	2			10	11	9	
	14			18	16	10	10
	31	26		22	23	26	
2	12			26	4	27	22
	24	15		22	32	28	
		16			34	25	27
	34	18				29	
	29	22		20		28	34
	31	25		25	26	18	
	11	24		27	14		11
	32	22		34	31		
		17		20	23	14	28
	19	23		29	30	24	
		27		30	30	29	33
3	301	329	0	343	339	344	234

Total Enrollment 364
(Unduplicated Count)

<i>(Office Use Only)</i>	
Class Size Average	22.0
Pupil/Teacher Ratio	20.7

Number of Sections (office use only)		
1-9	5	20-24 20
10-1	14	25-29 20
15-1	10	30 + 17

Average Class Size	
Language Art	25.5
Math	21.8
Science	23.5
Social Sci.	28

School/Class Enrollment Count as of October 3, 2011

School name **Soldotna El #43**

240210

[illegible]

Kenai Peninsula Borough School District

School/Class Enrollment Count as of October 3, 2011

School name **SOLDOTNA HIGH #09**

	Employee Name	FTE	Position/Grade
Administration	Syverson, Todd	1.00	Principal
	Graham, Tony	1.00	Asst Prin
TOTAL		2.00	
General Ed			
	Certified		
	Barkman, James	1.00	Science, Math
	Bartman, Donna	1.00	BusEd, Art,
	Bos, Megan	1.00	HomeEc
	Brantley, Galen	0.50	PE
	Carlson, J. William	0.50	Trades
	Cox, Stephanie	1.00	Art
	Druce, Michael	1.00	LangArts, Drama
	Edwards, Dana	1.00	Math, Science, Rec Youth
	Emery, David	1.00	Science, Health
	Gordon, Doug	0.50	Trades
	Hanson, Chris	1.00	Science, Recon. Youth
	Harbison, Dan	1.00	SocStud, Recon. Youth
	Harris, James	1.00	LangArts
	Jones, Sarah	0.50	Lang Arts
	Marey, Sohail	1.00	PE
	Matiya, Rick	1.00	SocStud, Russian
	Merkus, Renee	1.00	Math
	Minogue, Troy	1.00	Math
	Nolden, Pat	1.00	Science, Health
	Rife, Bruce	1.00	Science,
	Schneider, Vernel	1.00	Music
	Skjold, Eric	1.00	Math
	Swanson, Heather	1.00	LangArts
	Syverson, Lana	1.00	LangArts, SocStud, Rec
	Walton, Mathew	1.00	LangArts
	Weissenberg, Gregory	1.00	SocStud
	Whitmore, Bristol	1.00	Spanish
TOTAL		25.00	
Specialists Certified	Brantley, Galen	0.5	Athletic Director
	Jones, Sarah	0.5	Librarian
	Moore, Sara	1.00	Counselor
	Griffin, Margaret	1.00	Counselor
<i>i.e., counselor, athletic director, librarian (pe & music for elementary schools only)</i>			
Distance Delivery			
DO NOT include Title I, Migrant, etc.			
TOTAL		3.00	
GRAND TOTAL		30.00	

ENROLLMENT #'s (full time students)

Elementary Students Enrolled	Middle/High Students Enrolled per period							
	0	1st	2nd	3rd	4th	5th	6th	7th
		23			18	16	20	24
			25		19	10	19	16
		17	18		21	23	18	
			29		30			
		24	17					
		1	20		21	20	23	21
		26	22		18	21		25
		30			8	21	22	27
		20	25		28		15	25
						16	17	20
			28		27	19	12	17
		5	19		22	30	19	
		24				29	27	
								22
		24			26	29	24	29
		20	19		13		24	29
		16	27		22	17	10	
		9	29			24	22	25
		25	27		18	27	26	
		22	23		17	22		24
	16		16		23	33	25	
		25	22		16	19	21	
		30	22		26	17		28
		20	38			1	19	
		29	16		28	25	22	
		30	17		18		24	26
	10	26			29	29	23	23
0	26	446	459	0	448	448	432	381

4th hr is AP

2nd Hour is AP

1st hr is AP

2nd hr is AP

Total Enrollment 499
(Unduplicated Count)

(Office Use Only)	
Class Size Average	21.6
Pupil/Teacher Ratio	20.0

Number of Sections (office use only)			
1-9	5	20-24	40
10-14	5	25-29	34
15-19	31	30 +	7

Average Class Size	
Language Arts	23.78
Math	21.35
Science	21.95
Social Sci.	23.93

Kenai Peninsula Borough School District

School/Class Enrollment Count as of October 3, 2011

School name **SOLDOTNA MIDDLE #12**

240220

	Employee Name	FTE	Position/Grade													
Administration	Truesdell, Sargeant	1.00	Principal													
	Schmidt, Curtis	1.00	Asst Prin													
TOTAL		2.00		ENROLLMENT #'s (full time students)												
General Ed	Certified			Elementary Students Enrolled	Middle/High Students Enrolled per period											
					1st	2nd	3rd	4th	5th	6th	7th	8th				
					24	25			26	27	20	20				
					26	19	26	26	23			23				
					15	14	25	23			23	26				
					18	18		25	23	23	11					
					14	12		24	17	13	18					
					24	16	25		21	23	21					
					25	26	27		25	24	24					
					26	28					31					
					12	13	23	23	27			15				
					22	26	31	30			30	30				
						19	26	25	27	22	25					
						13	11	23	26	22	16					
						25	17	22	26			22	20			
						22	22	22	27	25	23					
						14	14	14	14	14	12	12				
						32	35	30		58	10	14				
						23	17	22		25	23	26				
						18	19	30	30			29	26			
						12	11	16								
						23	21		25	25	25	23				
						18	16	23	27	26			20			
												13	11			
				TOTAL		20.00		0	0	392	399	385	377	385	382	365
								Total Enrollment		400						
				(Unduplicated Count)												
Specialists Certified	Ruebsamin, Karen Kant, Natalie	1.00	Counselor	<div><div>(Office Use Only)</div><div>Class Size Average22.0 Pupil/Teacher Ratio20.0</div></div>												
<i>i.e., counselor, athletic director, librarian (pe & music for elementary schools only)</i>		0.50	Counselor													
Distance Delivery				<div><div>Number of Sections (office use only)</div><div>1-9020-2437 10-142125-2936 15-191730 +11</div></div> <div><div>Average Class Size</div><div>Language Arts20.13 Math20.75 Science23.4 Social Sci.23.47</div></div>												
DO NOT include Title I, Migrant, etc.		1.50														
TOTAL		23.50														
GRAND TOTAL																

Kenai Peninsula Borough School District

School/Class Enrollment Count as of October 3, 2010

School name **SOLDOTNA MONTESSORI #64**

	Employee Name	FTE	Position/Grade												
Administration	Sanders, Mo	0.49													
TOTAL		0.49		ENROLLMENT #'s (full time students)											
General Ed	Certified	1.00 1.00 1.00 1.00 1.00 1.00 1.00	Grade 1-3 Grade 4-5 Grade 4-5 Kindergarten Grade 4-5 Grade 1-3 Grade 1-3	Elementary Students Enrolled	Middle/High Students Enrolled per period										
					1st	2nd	3rd	4th	5th	6th	7th				
				24											
				24											
				23											
				23											
				24											
				24											
				22											
				TOTAL		7.00		164	0	0	0	0	0	0	0
				Specialists Certified	Larned, Susan	1.0	Interventionist	Total Enrollment 165 (Unduplicated Count)							
i.e., counselor, athletic director, librarian (pe & music for elementary schools only)	Lohmeyer, Aaron	0.35	Music												
	Brewer, Karen	1.00	PE												
Distance Delivery				Office Use Only Class Size Average 23.4 Pupil/Teacher Ratio 23.6											
DO NOT include Title I, Migrant, etc.		2.35		Number of Sections office use only 1-9 0 20-24 7 10-14 0 25-29 0 15-19 0 30 + 0											
TOTAL		9.84													
GRAND TOTAL															

(Office Use Only)
Class Size Average 23.4
Pupil/Teacher Ratio 23.6

Number of Sections (office use only)			
1-9	0	20-24	7
10-14	0	25-29	0
15-19	0	30 +	0

School name **SPRING CREEK #04**

Classes not listed by period

Kenai Peninsula Borough School District

School/Class Enrollment Count as of October 3, 2011

School name **STERLING #44**

	Employee Name	FTE	Position/Grade												
Administration	Ermold, Christine	0.80	Principal												
TOTAL		0.80		ENROLLMENT #'s (full time students)											
General Ed	Certified			Elementary Students Enrolled	Middle/High Students Enrolled per period										
					1st	2nd	3rd	4th	5th	6th	7th				
				18											
				12											
				19											
				14											
				16											
				16											
				14											
				17											
				15											
				18											
				TOTAL		10.00		159	0	0	0	0	0	0	0
				Specialists	Certified			Total Enrollment 159							
(Unduplicated Count)															
<div>Office Use Only</div> <div>Class Size Average 15.9</div> <div>Pupil/Teacher Ratio 15.9</div>															
i.e., counselor, athletic director, librarian (pe & music for elementary schools only)	Drury, Darci	0.50	Interventionist	<div>Number of Sections office use only</div> <div>1-9 0 20-24 0</div> <div>10-14 3 25-29 0</div> <div>15-19 7 30 + 0</div>											
												Chase, Mike	0.50	PE	
												Audette, Mick	0.50	Music	
DO NOT include Title I, Migrant, etc.															
TOTAL		1.50													
GRAND TOTAL		12.30													

<i>(Office Use Only)</i>	
Class Size Average	15.9
Pupil/Teacher Ratio	15.9

Number of Sections <i>(office use only)</i>			
1-9	0	20-24	0
10-14	3	25-29	0
15-19	7	30 +	0

Kenai Peninsula Borough School District

School/Class Enrollment Count as of October 3, 2011

School name **SUSAN B ENGLISH #3**

240250

	Employee Name	FTE	Position/Grade	ENROLLMENT #'s (full time students)											
Administration	Hingley, Sheryl	0.50	Principal/Teacher												
TOTAL		0.50													
General Ed	Certified			Elementary Students Enrolled	Middle/High Students Enrolled per period										
					1st	2nd	3rd	4th	5th	6th	7th				
				17											
					11	3			17						
					5	7	16	8							
					7	7	7	17							
						1									
						6			8						
				TOTAL		4.00		17	23	24	23	25	25	0	0
				Specialists Certified	Niesinger, Erin	0.2	Counselor								
<i>(i.e., counselor, athletic director, librarian (pe & music for elementary schools only))</i>															
Distance Delivery															

School/Class Enrollment Count as of October 3, 2011

	Employee Name	FTE	Position/Grade
Administration	Johnson, Marilyn	0.50	Principal/Teacher
TOTAL		0.50	
General Ed			
Certified	Gomez, Christy	1.00	Grades 1-3, 7-8
	Johnson, Marilyn	0.50	PE, Live Activities, online
	Meconi, Mary	1.00	Grades 2-6
	Perzechino, James	1.00	Soc, LangArt, Math, Science
TOTAL		3.50	
Specialists Certified	Neisinger, Erin	0.06	Counselor
<i>i.e., counselor, athletic director, librarian (pe & music for elementary schools only)</i>			
Distance Delivery			
<i>DO NOT include Title I, Migrant, etc.</i>		0.06	
TOTAL		4.06	
GRAND TOTAL			

(Unduplicated Count)

Number of Sections <i>(office use only)</i>			
1-9	3	20-24	0
10-14	3	25-29	0
15-19	4	30 +	0

Average Class Size	
Language Arts	9.66
Math	17
Science	12
Social Sci.	16

School/Class Enrollment Count as of October 3, 2011

240270

<i>(Office Use Only)</i>	
Class Size Average	17.7
Pupil/Teacher Ratio	17.7

Number of Sections <i>(office use only)</i>			
1-9	0	20-24	3
10-14	1	25-29	0
15-19	5	30 +	0

School/Class Enrollment Count as of October 3, 2011

School name **VOZNESENKA #53**

240380

<i>(Office Use Only)</i>	
Class Size Average	17.0
Pupil/Teacher Ratio	15.1

Number of Sections <i>(office use only)</i>			
1-9	1	20-24	8
10-14	5	25-29	0
15-19	7	30 +	0


Kenai Peninsula Borough School District

School/Class Enrollment Count as of October 3, 2011

School name WEST HOMER #50

240490

	Employee Name	FTE	Position/Grade												
Administration	Marshall, Ray	1.00	Principal												
TOTAL		1.00													
General Ed	Certified	1.00	6th Grade	ENROLLMENT #'s (full time students)											
				Elementary Students Enrolled	Middle/High Students Enrolled per period										
					1st	2nd	3rd	4th	5th	6th	7th				
				26											
				20											
				20											
				26											
				25											
				21											
				16											
				16											
				23											
				20											
				TOTAL		9.00		213	0	0	0	0	0	0	0
								Total Enrollment 221 (Unduplicated Count)							
				Specialists	Certified	0.50	Music								
				i.e., counselor, athletic director, librarian (pe & music for elementary schools only)				0.50	PE						
DO NOT include Title I, Migrant, etc.	0.50	Library													



Interested parents and community members are invited to join us!

This will be a Student-Led Training to introduce

“Helping Kids Succeed — Kenai Style”


Port Graham School: Saturday, December 3, 2011

Nanwalek School: Saturday, December 10, 2011

Tebughna School: January, 2012 TBA

Ninilchik School: January, 2012 TBA

7 Phactors of this Full-Spectrum Approach



ROY G BIV—the mnemonic used to remember the colors, and their order, in the rainbow.

Red / Orange / Yellow / Green / Blue / Indigo / Violet

INTEGRATIVE YOUTH DEVELOPMENT™ (IYD)

A Full Spectrum Approach to Youth Development


Phactor Red

★**RED** is the foundation of Helping Kids Succeed.

★**RED** represents the **Rule of Five**.

★For a majority of the world’s young people, five is the number of adults needed to ensure their rich development.

★The presences of these adults decreases the likelihood of kids falling through the cracks. These adults (called **ANCHORS**) guarantee that kids will achieve in school and become active participants in their community.



ICAR-US

Institute for Community and Adolescent Resiliency - Unifying Solutions

"Giving youth wings, and the supports to use them majestically."

Derek@icar-us.com

KENAI PENINSULA BOROUGH SCHOOL DISTRICT

148 North Binkley Street Soldotna, Alaska 99669-7553

Phone (907) 714-8888 Fax (907) 262-9132

www.kpbsd.k12.ak.us

SCHOOL BOARD COMMUNICATION

Title: Borough Assembly Action

Date: December 1, 2011

Item Number:

Administrator: Dave Jones, Assistant Superintendent



Attachments: Borough Assembly Information Pertaining to School District

☐ Action Needed ☐ For Discussion ☒ Information ☐ Other: _____

BACKGROUND INFORMATION

Attached is information pertaining to, or affecting, the School District which will be presented at the December 6, 2011 Borough Assembly meeting:

- A Commending Resolution, commending the Nikiski High School football team as the Alaska School Activities Association small-schools state champions for the year 2011
- Authorization to award contracts for Kenai Peninsula Borough School re-roof projects 2012 professional design services
- The Revenue-Expenditure Report for October 2011

ADMINISTRATIVE RECOMMENDATION

For your information

Introduced by: Tauriainen
Date: 12/06/11
Action:
Vote:

**KENAI PENINSULA BOROUGH
COMMENDING RESOLUTION**

**A RESOLUTION COMMENDING THE NIKISKI HIGH SCHOOL
FOOTBALL TEAM AS THE ALASKA SCHOOL ACTIVITIES ASSOCIATION
SMALL-SCHOOLS STATE CHAMPIONS FOR THE YEAR 2011**

1 **WHEREAS,** the State Small-School High School Football Championship game was held at the
2 Chugiak High School, Tom Huffer Sr. Stadium on October 15, 2011; and

3 **WHEREAS,** the Nikiski High School Bulldogs qualified to participate in the state
4 championship; and

5 **WHEREAS,** under the direction of Head Coach Ted Riddall and Assistant Coaches Scott
6 Anderson, Tim Johnson, Bill Thompson and Matt Paulus the Nikiski Bulldogs
7 defeated the Barrow Whalers in the championship game with a score of 52-21;
8 and

9 **WHEREAS,** this marks the sixth appearance at a State Championship Game for the Bulldogs
10 and their sixth Alaska School Activities Association Championship; and

11 **WHEREAS,** members of the winning team included Walter Moore (2), Morgan Sauve (3),
12 Tyler Handley (5), Christian Riddall (7), Garrett Feller (9), Colton Anderson (11),
13 Floyd Anderson (12), Cody Evans (13), Seth Carstens (14) Sayyid Parrish (20),
14 Michael Stangel (21), Stephen Hartley (23), Dylan Jackson (25), Tristin Apted
15 (29), Dillion Griffith (32), Kaden Spurgeon (35), Gregory Brown (37), Josh
16 Brown (40), Chris Denomie (44), Corey Green (47), Justin Burdick (50), Allen
17 Oskolkoff (54), Bryce Jensen (56), Logan Harrison (57), Joey Grant (58), Ben
18 Carstens (60), Henry Eide (62), Jesse Cobb (65), Devan Berry (66), Oleg Samarin
19 (67), Jacob Williams (68), Richard Vollertsen (70), Garrett Coreson (71), Tanner

1 Jackson (72), Devin Pennison (75), Lincoln Johnson (77), Jesse Eide (84), Jesse
2 Ross (86); and

3 **WHEREAS,** 1st Team All-Conference and 1st Team All-State awards were presented to Colton
4 Anderson, Quarter Back; Kaden Spurgeon, Half Back, Inside Linebacker; Josh
5 Brown, Full Back, Greatland Offensive Player of the Year; Allen Oskolkoff,
6 Center; Lincoln Johnson, Tackle, Defensive Lineman, Long Snapper, Lineman of
7 the State; Henry Eide, Guard; Stephen Hartley, Outside Linebacker, Offensive
8 Player of State Game; and

9 **WHEREAS,** 2nd Team All-Conference awards were presented to Logan Harrison, Defensive
10 Lineman; Walter Moore, Defensive Back; Floyd Armstrong, Utility Player;
11 Stephen Hartley, Return Specialist; Logan Harrison, Guard; Corey Green, Tight
12 End; Josh Brown, Offensive Player of the Year; Lincoln Johnson, Lineman of the
13 Year; and

14 **WHEREAS,** Academic award for the State Football Championship was awarded to the Nikiski
15 Football Team, with a team average of 2.9 GPA; and

16 **WHEREAS,** All-Conference and All-State Coach of the Year awards were presented to Ted
17 Riddall; and

18
19 **WHEREAS,** the performance of the winning football team was superb and a credit to their
20 parents, school and community;

21 **NOW, THEREFORE, BE IT RESOLVED BY THE ASSEMBLY OF THE KENAI**
22 **PENINSULA BOROUGH:**

23 **SECTION 1.** That the Kenai Peninsula Borough Assembly commends the Nikiski High School
24 Football Team for their performance in winning the Year 2011 Small-School
25 State Championship.

1 **SECTION 2.** A Special Certificate of Achievement shall be presented to each member of the
2 winning team.

3
4 **SECTION 3.** That a copy of this commending resolution shall be given to Principal Dan
5 Carstens, Head Coach Ted Riddall, Assistant Coaches Scott Anderson, Tim
6 Johnson, Bill Thompson and Matt Paulus.

7 **SECTION 4.** This resolution becomes effective upon its adoption.

8 **ADOPTED BY THE ASSEMBLY OF THE KENAI PENINSULA BOROUGH THIS 6TH**
9 **DAY OF DECEMBER, 2011.**

Gary Knopp, Assembly President

ATTEST:

Johni Blankenship, Borough Clerk

Yes:

No:

Absent:



KENAI PENINSULA BOROUGH
144 North Binkley Street • Soldotna, Alaska 99669-7520
Toll-free within the Borough: 1-800-478-4441, Ext. 2260
www.borough.kenai.ak.us

MIKE NAVARRE
BOROUGH MAYOR

MEMORANDUM

TO: Mike Navarre, Mayor

THRU: Craig Chapman, Finance Director *C Chapman*
Mark Fowler, Purchasing & Contracting Officer *mf*

FROM: Kevin Lyon, Capital Projects Director *KL*
Tom Bartlett and David May, Project Managers *TB*

DATE: November 18, 2011

SUBJECT: Authorization to Award Contracts for Kenai Peninsula Borough School
Re-Roof Projects 2012 Professional Design Services

The Purchasing and Contracting Office formally solicited proposals for Professional Design Services for the Kenai Peninsula Borough School Re-Roof Projects. Proposal packets were released on September 27, 2011 and the Request for Proposal was advertised in the Anchorage Daily News and the Peninsula Clarion on September 27, 2011 and in the Homer News and Seward Journal on September 29, 2011.

The scope of work shall include, but not be limited to providing roofing and energy conservation recommendations, site visit and existing condition review; review of project parameters and incorporation of approved recommendations into Design and Detailing; Demolition Plan preparation; Bid Document preparation, Construction Administration, Closeout and Warranty services.

On the due date of October 26, 2011 nine (9) proposals were received and evaluated by a review committee. The firms rankings are:

FIRM	TOTAL SCORE	FACILITY
USKH, Inc.	254.5	Nikiski Middle/High School
Architects Alaska, Inc.	252.0	Seward Elementary School and Seward High School/Auditorium
RIM Architects	247.0	Ninilchik School
McCool Carlson Green	245.0	Paul Banks Elementary and Homer Middle School

Bezek Durst Seiser	234.0	Chapman School
Kluge and Associates	221.5	Sterling Elementary School
Klauder & Company	232.0	
Soderstrom Architects	218.0	
kpb Architects	206.5	

The proposal review committee recommends award of a contract to the above firms, and the associated facilities. Your approval for this award is hereby requested.

Funding for these projects are in the following account number 401.78050.11SCH.49311.

Mike Navarre
Mike Navarre, Mayor

11/20/11
Date

FINANCE DEPARTMENT FUNDS VERIFIED	
ACT # <u>401.78050.11SCH.49311 (\$648,185.00)</u>	
BY: <u>CSW</u>	DATE: <u>11/18/11</u>



KENAI PENINSULA BOROUGH

Finance Department

144 North Binkley Street • Soldotna, Alaska 99669-8250

PHONE: (907) 714-2170 • **FAX:** (907) 714-2376

MIKE NAVARRE
BOROUGH MAYOR

To: Gary Knopp, Assembly President
Members of the Kenai Peninsula Borough Assembly

Thru: Mike Navarre, Borough Mayor

Thru: Craig C. Chapman, Finance Director

From: Brandi Harbaugh, Controller

Date: November 15, 2011

Subject: Revenue-Expenditure Report – October 2011

Attached is the Revenue-Expenditure Report of the General Fund for the month of October 2011. Please note that 33.33% of the year has elapsed, 31.93% of budgeted expenditures have been made, and 58.00% of budgeted revenues have been collected.

KENAI PENINSULA BOROUGH
REVENUE REPORT
FOR THE PERIOD
OCTOBER 1
THROUGH OCTOBER 31, 2011

ACCOUNT NUMBER	DESCRIPTION	ESTIMATED REVENUE	YTD RECEIPTS	PTD RECEIPTS	VARIANCE	% COLLECTED
31100	TOTAL REAL TAX	\$ 25,255,890	\$ 19,459,738	\$ 7,019,110	\$ (5,796,152)	77.05%
31200	TOTAL PERS TAX	1,397,706	1,050,535	294,884	(347,171)	75.16%
31300	OIL TAX 2000	3,145,460	3,088,903	-	(56,557)	98.20%
31400	MOTOR VEHICLE TAX	700,000	137,658	70,284	(562,342)	19.67%
31510	PROPERTY TAX PENALTY & INTEREST	458,937	74,582	50,023	(384,355)	16.25%
31610	SALES TAX	28,671,825	12,950,128	4,555,510	(15,721,697)	45.17%
33110	IN LIEU PROPERTY TAX	3,118,550	-	-	(3,118,550)	0.00%
33117	OTHER FEDERAL REVENUE	80,000	-	-	(80,000)	0.00%
34110	SCHOOL DEBT REIMBURSEMENT	1,682,639	512,162	-	(1,170,477)	30.44%
34221	ELECTRICITY AND TELEPHONE REVENUE	170,000	-	-	(170,000)	0.00%
34222	FISH TAX REVENUE SHARING	650,000	5,556	5,556	(644,444)	0.85%
34210	REVENUE SHARING	2,150,000	2,150,924	-	924	100.04%
37350	INTEREST ON INVESTMENTS	975,000	342,718	31,576	(632,282)	35.15%
39000	OTHER LOCAL REVENUE	257,015	79,806	43,231	(177,209)	31.05%
TOTAL REVENUES		\$ 68,713,022	\$ 39,852,710	\$ 12,070,174	\$ (28,860,312)	58.00%

KENAI PENINSULA BOROUGH
EXPENDITURE REPORT
FOR THE PERIOD
OCTOBER 1
THROUGH OCTOBER 31, 2011

DESCRIPTION	REVISED BUDGET	YTD EXPENDED	PTD EXPENDED	AMOUNT ENCUMBERED	AVAILABLE BALANCE	% EXPENDED
ASSEMBLY ADMINISTRATION	\$ 492,372	\$ 139,353	\$ 22,265	\$ 91,390	\$ 261,629	28.30%
ASSEMBLY CLERK	479,980	141,447	37,061	24,234	314,299	29.47%
ASSEMBLY ELECTIONS	185,194	111,016	48,738	23,479	50,699	59.95%
ASSEMBLY RECORDS MANAGEMENT	234,009	60,433	15,567	9,611	163,965	25.83%
MAYOR ADMINISTRATION	578,015	163,251	41,948	382	414,382	28.24%
PURCHASING AND CONTRACTING	242,332	76,590	19,687	372	165,370	31.61%
GENERAL SERVICES	537,924	158,594	40,179	17,832	361,498	29.48%
GENERAL SERVICES - MIS	1,753,797	488,205	104,413	39,249	1,226,343	27.84%
GENERAL SERVICES - GIS	518,373	191,930	42,311	525	325,918	37.03%
GENERAL SERVICES - PRINT/MAIL	254,432	49,606	13,123	24,442	180,384	19.50%
GENERAL SERVICES - CUSTODIAL MAINT	119,285	33,041	8,980	3,463	82,781	27.70%
EMERGENCY MANAGEMENT	656,381	148,202	45,552	114,119	394,060	22.58%
LEGAL ADMINISTRATION	945,570	289,138	101,961	74,502	581,930	30.58%
FINANCE - ADMINISTRATION	487,901	159,349	45,146	2,854	325,698	32.66%
FINANCIAL SERVICES	870,443	260,450	66,877	505	609,488	29.92%
FINANCE - PROPERTY TAX AND COLLECTION	876,145	265,309	56,626	16,995	593,841	30.28%
FINANCE - SALES TAX	510,093	144,777	29,447	70,697	294,619	28.38%
ASSESSING ADMINISTRATION	1,176,133	366,301	79,900	55,153	754,679	31.14%
ASSESSING APPRAISAL	1,605,892	466,337	122,430	7,140	1,132,415	29.04%
RESOURCE PLANNING ADMINISTRATION	1,141,708	355,514	88,963	23,710	762,484	31.14%
THE RIVER CENTER	718,201	186,994	52,481	23,012	508,195	26.04%
MAJOR PROJECTS - ADMINISTRATION	281,772	76,364	21,452	1,769	203,639	27.10%
SENIOR CITIZENS GRANT PROGRAM	491,608	68,190	68,190	423,418	-	13.87%
NON-DEPARTMENTAL	56,556,181	18,496,349	4,452,560	463,854	37,595,978	32.70%
TOTAL EXPENDITURES	\$71,713,741	\$22,896,740	\$5,625,857	\$1,512,707	\$47,304,294	31.93%